



Doomben QLD Professional

Race 7: Ladbrokes Odds Surge Class 2 Handicap - 1350m

30 October 2024 - 17:20



BRISBANE
RACING CLUB

Track Rating: Good 4, Weather: Fine, Rail Position: +6m Entire

Section		Field Times											
Overall	1200m	1000m	800m	600m	400m	Last 600m							
1:19.51 (0:10.96)	1:08.55 (0:11.04)	0:57.51 (0:11.72)	0:45.79 (0:11.60)	0:34.19 (0:11.52)	0:22.67 (0:11.02)	0:34.19							
Rank	TAB	Horse/Jockey	Barrier	Top Speed [km/h]	Fastest Section							Distance Travelled [m]	
1	2	TUFF TU MUS Noel Callow	6	66.3 400m	0:11.02 400m	1:19.51 [1] (0:11.10)	1:08.41 [2] (0:11.03)	0:57.38 [2] (0:11.78)	0:45.60 [2] (0:11.71)	0:33.89 [3] (0:11.22)	0:22.67 [2] (0:11.02)	0:33.89	
2	4	SCRIPT WRITER Ron Stewart	7	66.6 400m	0:11.12 400m	1:20.24 [2] (0:11.14)	1:09.10 [4] (0:11.16)	0:57.94 [3] (0:11.68)	0:46.26 [3] (0:11.59)	0:34.67 [2] (0:11.27)	0:23.40 [1] (0:11.12)	0:34.67	+4
3	5	SKYWRITER Andrew Mallyon	5	66.3 400m	0:11.07 400m	1:20.33 [3] (0:11.42)	1:08.91 [7] (0:11.18)	0:57.73 [7] (0:11.76)	0:45.97 [6] (0:11.65)	0:34.32 [6] (0:11.47)	0:22.85 [5] (0:11.07)	0:34.32	+2
4	9	ARAMINTA Martin Harley	4	65.8 1200m	0:10.96 Overall	1:20.50 [4] (0:10.96)	1:09.54 [1] (0:11.04)	0:58.50 [1] (0:11.72)	0:46.78 [1] (0:11.60)	0:35.18 [1] (0:11.53)	0:23.65 [3] (0:11.31)	0:35.18	+2
5	11	LAVONI Samantha Collett	8	67.4 400m	0:11.12 1200m	1:20.52 [5] (0:11.62)	1:08.90 [8] (0:11.12)	0:57.78 [8] (0:11.85)	0:45.93 [8] (0:11.65)	0:34.28 [8] (0:11.65)	0:22.63 [9] (0:11.14)	0:34.28	-2
6	1	CONNECTICUT Nikita Beriman	9	65.4 1200m	0:11.17 1200m	1:20.64 [6] (0:11.63)	1:09.01 [9] (0:11.17)	0:57.84 [9] (0:11.82)	0:46.02 [9] (0:11.64)	0:34.38 [9] (0:11.40)	0:22.98 [7] (0:11.21)	0:34.38	+2
7	7	KENICHI Mark Du Plessis	3	65.4 1200m	0:11.15 Overall	1:20.74 [7] (0:11.15)	1:09.59 [5] (0:11.16)	0:58.43 [4] (0:11.80)	0:46.63 [4] (0:11.60)	0:35.03 [4] (0:11.56)	0:23.47 [4] (0:11.39)	0:35.03	+2
8	8	BADDA BOOM BABY Jag Guthmann-Chester	2	66.0 1200m	0:11.18 400m	1:20.80 [8] (0:11.32)	1:09.48 [6] (0:11.20)	0:58.28 [6] (0:11.91)	0:46.37 [7] (0:11.65)	0:34.72 [7] (0:11.72)	0:23.00 [8] (0:11.18)	0:34.72	-2
9	3	MASTER GEE Bailey Wheeler	1	65.2 1200m	0:11.12 Overall	1:21.87 [9] (0:11.12)	1:10.75 [3] (0:11.20)	0:59.55 [5] (0:11.86)	0:47.69 [5] (0:11.65)	0:36.04 [5] (0:11.79)	0:24.25 [6] (0:11.47)	0:36.04	+0

Scratched: Adoradec (#15), Who Ordered Dafish (#6), West Cork (#12), Dear Prudence (#13), Jungle Law (#10), Kirragirl (#14)

[] Ranking at each section and finish
 -:-:- No data available at this section
 NA No data available

SCN Saddle cloth number
 DNF Did not finish
 DNT Did not track



Doomben QLD Professional

Race 7: Ladbrokes Odds Surge Class 2 Handicap - 1350m

30 October 2024 - 17:20



BRISBANE
RACING CLUB

Track Rating: Good 4, Weather: Fine, Rail Position: +6m Entire

Section				200m				Last 600m	
Field Times				0:11.65 (0:11.65)				0:34.19	
Rank	TAB	Horse/Jockey	Barrier	Top Speed [km/h]	Fastest Section	Margin			Distance Travelled [m]
1	2	TUFF TU MUS Noel Callow	6	66.3 400m	0:11.02 400m	0:11.65 [1] (0:11.65)	1:19.51		0:33.89
2	4	SCRIPT WRITER Ron Stewart	7	66.6 400m	0:11.12 400m	0:12.28 [2] (0:12.28)	4.3L		0:34.67 +4
3	5	SKYWRITER Andrew Mallyon	5	66.3 400m	0:11.07 400m	0:11.78 [4] (0:11.78)	4.86L		0:34.32 +2
4	9	ARAMINTA Martin Harley	4	65.8 1200m	0:10.96 Overall	0:12.34 [3] (0:12.34)	5.85L		0:35.18 +2
5	11	LAVONI Samantha Collett	8	67.4 400m	0:11.12 1200m	0:11.49 [8] (0:11.49)	5.95L		0:34.28 -2
6	1	CONNECTICUT Nikita Beriman	9	65.4 1200m	0:11.17 1200m	0:11.77 [6] (0:11.77)	6.65L		0:34.38 +2
7	7	KENICHI Mark Du Plessis	3	65.4 1200m	0:11.15 Overall	0:12.08 [5] (0:12.08)	7.23L		0:35.03 +2
8	8	BADDA BOOM BABY Jag Guthmann-Chester	2	66.0 1200m	0:11.18 400m	0:11.82 [7] (0:11.82)	7.58L		0:34.72 -2
9	3	MASTER GEE Bailey Wheeler	1	65.2 1200m	0:11.12 Overall	0:12.78 [9] (0:12.78)	13.9L		0:36.04 +0

Scratched: Adoradec (#15), Who Ordered Dafish (#6), West Cork (#12), Dear Prudence (#13), Jungle Law (#10), Kirragirl (#14)



Horse/Jockey Name	Tuff Tu Mus
Final Rank	1
Fastest Section Time (Section)	0:11.02 (400m)
Top Speed [km/h] (Section)	66.3 (400m)
Race State	Finished



Doomben QLD Professional

Race 7: Ladbrokes Odds Surge Class 2 Handicap - 1350m

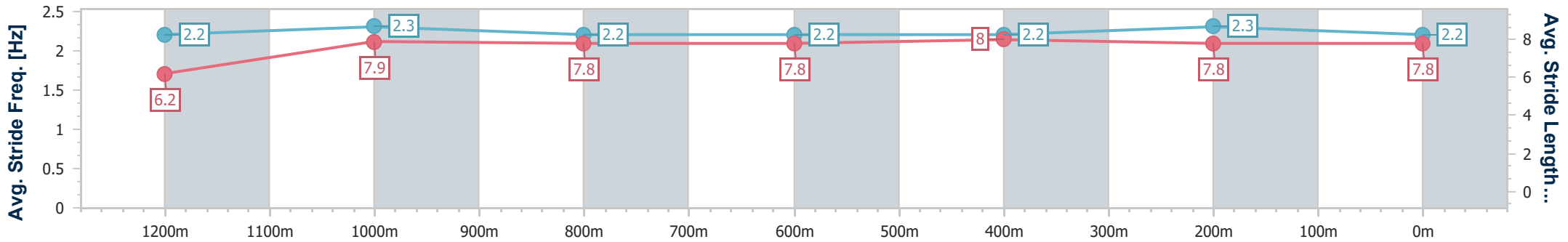
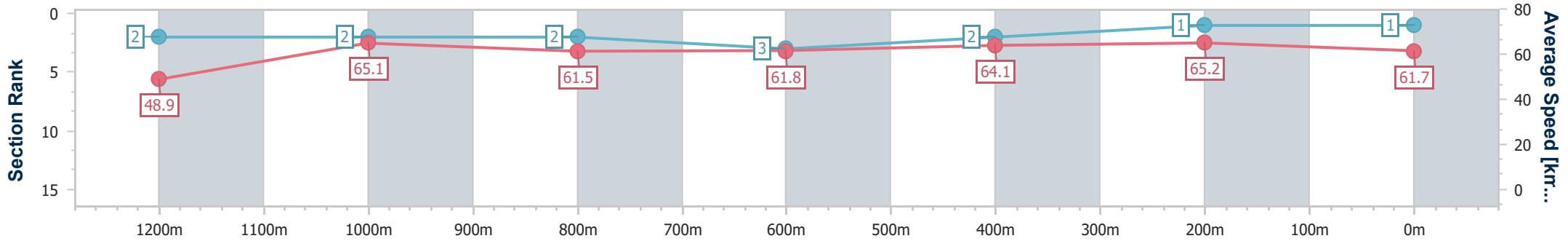
30 October 2024 - 17:20

Track Rating: Good 4, Weather: Fine, Rail Position: +6m Entire



BRISBANE RACING CLUB

Section	Overall	1200m	1000m	800m	600m	400m	200m
Section Times	1:19.51 [1] (0:11.10)	1:08.41 [2] (0:11.03)	0:57.38 [2] (0:11.78)	0:45.60 [2] (0:11.71)	0:33.89 [3] (0:11.22)	0:22.67 [2] (0:11.02)	0:11.65 [1] (0:11.65)
Average Speed [km/h]	48.9	65.1	61.5	61.8	64.1	65.2	61.7
Top Speed [km/h]	65.1	65.9	63.7	63.5	64.7	66.3	65.8
Avg. Dist. to Rail [m]	5.5	2.1	1.2	1.0	0.5	0.5	0.9
Avg. Stride Freq. [Hz]	2.2	2.3	2.2	2.2	2.2	2.3	2.2
Avg. Stride Length [m]	6.2	7.9	7.8	7.8	8.0	7.8	7.8



- [] Ranking at each section and finish
- .-.- No data available at this section
- NA No data available



Horse/Jockey Name	Script Writer
Final Rank	2
Fastest Section Time (Section)	0:11.12 (400m)
Top Speed [km/h] (Section)	66.6 (400m)
Race State	Finished



Doomben QLD Professional

Race 7: Ladbrokes Odds Surge Class 2 Handicap - 1350m

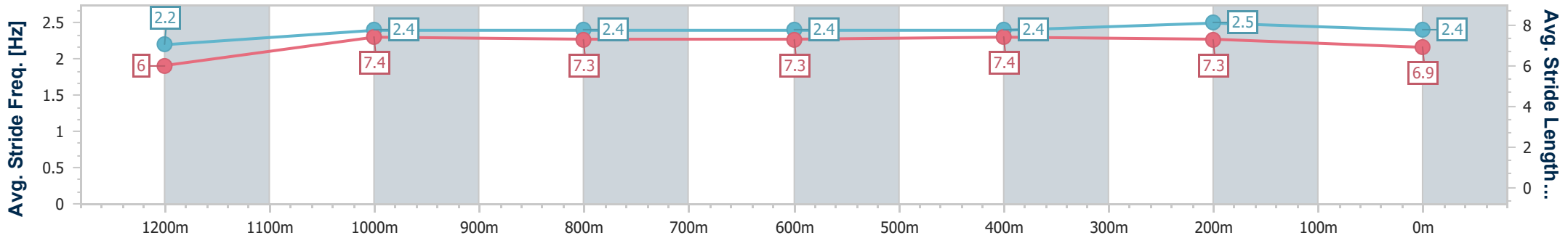
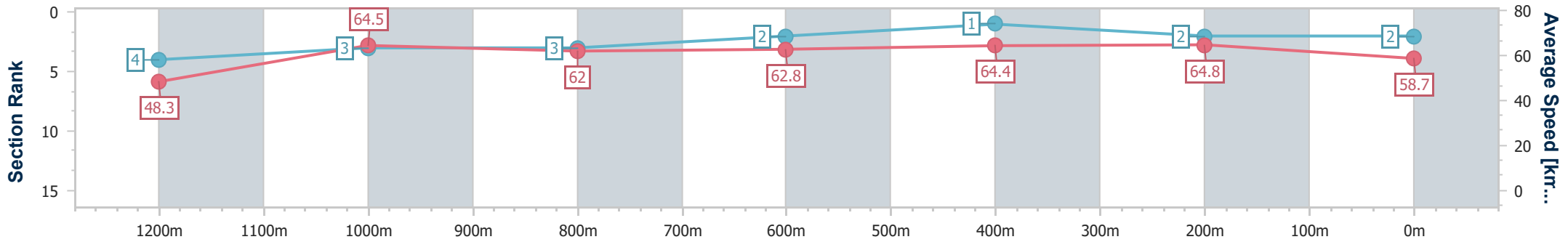
30 October 2024 - 17:20

Track Rating: Good 4, Weather: Fine, Rail Position: +6m Entire



BRISBANE RACING CLUB

Section	Overall	1200m	1000m	800m	600m	400m	200m
Section Times	1:20.24 [2] (0:11.14)	1:09.10 [4] (0:11.16)	0:57.94 [3] (0:11.68)	0:46.26 [3] (0:11.59)	0:34.67 [2] (0:11.27)	0:23.40 [1] (0:11.12)	0:12.28 [2] (0:12.28)
Average Speed [km/h]	48.3	64.5	62.0	62.8	64.4	64.8	58.7
Top Speed [km/h]	63.8	65.1	65.2	63.9	65.0	66.6	63.2
Avg. Dist. to Rail [m]	6.7	3.2	2.2	2.0	1.3	1.8	2.4
Avg. Stride Freq. [Hz]	2.2	2.4	2.4	2.4	2.4	2.5	2.4
Avg. Stride Length [m]	6.0	7.4	7.3	7.3	7.4	7.3	6.9



- [] Ranking at each section and finish
- .-.- No data available at this section
- NA No data available



Horse/Jockey Name	Skywriter
Final Rank	3
Fastest Section Time (Section)	0:11.07 (400m)
Top Speed [km/h] (Section)	66.3 (400m)
Race State	Finished



Doomben QLD Professional

Race 7: Ladbrokes Odds Surge Class 2 Handicap - 1350m

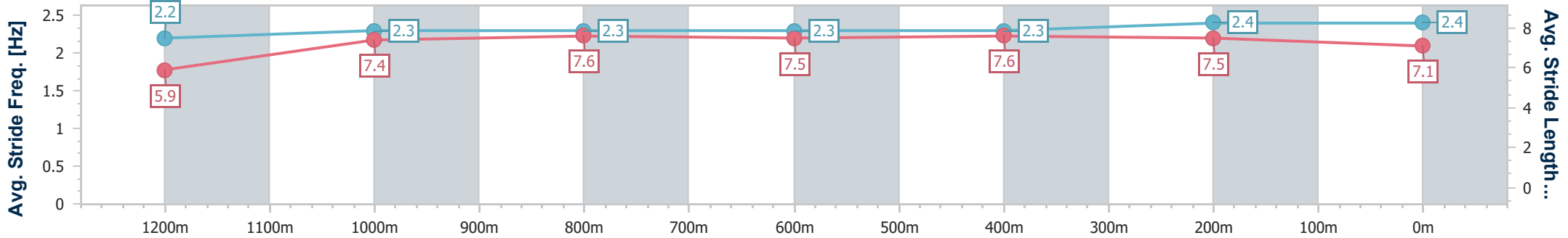
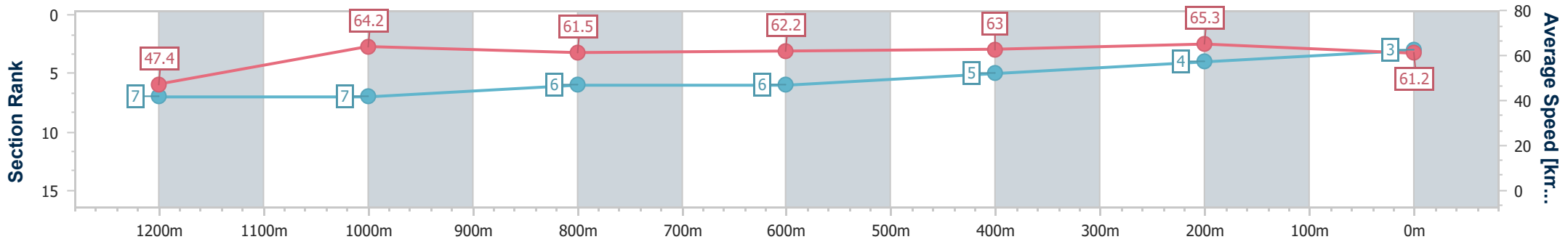
30 October 2024 - 17:20

Track Rating: Good 4, Weather: Fine, Rail Position: +6m Entire



BRISBANE RACING CLUB

Section	Overall	1200m	1000m	800m	600m	400m	200m
Section Times	1:20.33 [3] (0:11.42)	1:08.91 [7] (0:11.18)	0:57.73 [7] (0:11.76)	0:45.97 [6] (0:11.65)	0:34.32 [6] (0:11.47)	0:22.85 [5] (0:11.07)	0:11.78 [4] (0:11.78)
Average Speed [km/h]	47.4	64.2	61.5	62.2	63.0	65.3	61.2
Top Speed [km/h]	63.4	65.8	64.2	63.5	63.4	66.3	65.3
Avg. Dist. to Rail [m]	4.1	1.6	1.4	1.2	0.5	2.3	3.9
Avg. Stride Freq. [Hz]	2.2	2.3	2.3	2.3	2.3	2.4	2.4
Avg. Stride Length [m]	5.9	7.4	7.6	7.5	7.6	7.5	7.1



- [] Ranking at each section and finish
- .-.- No data available at this section
- NA No data available



Horse/Jockey Name	Araminta
Final Rank	4
Fastest Section Time (Section)	0:10.96 (Overall)
Top Speed [km/h] (Section)	65.8 (1200m)
Race State	Finished



Doomben QLD Professional

Race 7: Ladbrokes Odds Surge Class 2 Handicap - 1350m

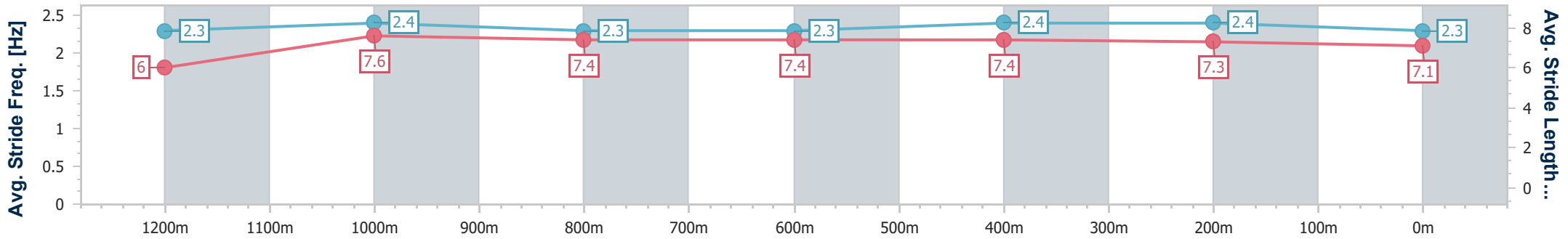
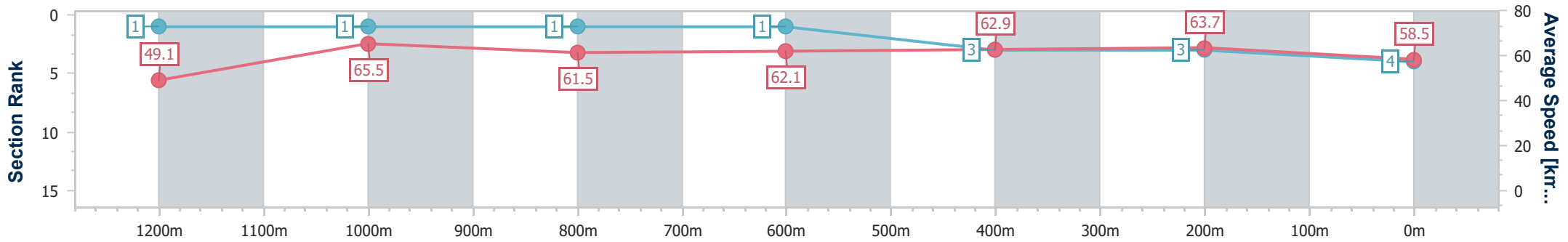
30 October 2024 - 17:20

Track Rating: Good 4, Weather: Fine, Rail Position: +6m Entire



BRISBANE RACING CLUB

Section	Overall	1200m	1000m	800m	600m	400m	200m
Section Times	1:20.50 [4] (0:10.96)	1:09.54 [1] (0:11.04)	0:58.50 [1] (0:11.72)	0:46.78 [1] (0:11.60)	0:35.18 [1] (0:11.53)	0:23.65 [3] (0:11.31)	0:12.34 [3] (0:12.34)
Average Speed [km/h]	49.1	65.5	61.5	62.1	62.9	63.7	58.5
Top Speed [km/h]	64.1	65.8	63.7	63.1	64.1	65.3	62.4
Avg. Dist. to Rail [m]	3.2	0.9	0.4	0.9	1.3	1.5	0.9
Avg. Stride Freq. [Hz]	2.3	2.4	2.3	2.3	2.4	2.4	2.3
Avg. Stride Length [m]	6.0	7.6	7.4	7.4	7.4	7.3	7.1



- [] Ranking at each section and finish
- .-.- No data available at this section
- NA No data available



Horse/Jockey Name	Lavoni
Final Rank	5
Fastest Section Time (Section)	0:11.12 (1200m)
Top Speed [km/h] (Section)	67.4 (400m)
Race State	Finished



Doomben QLD Professional

Race 7: Ladbrokes Odds Surge Class 2 Handicap - 1350m

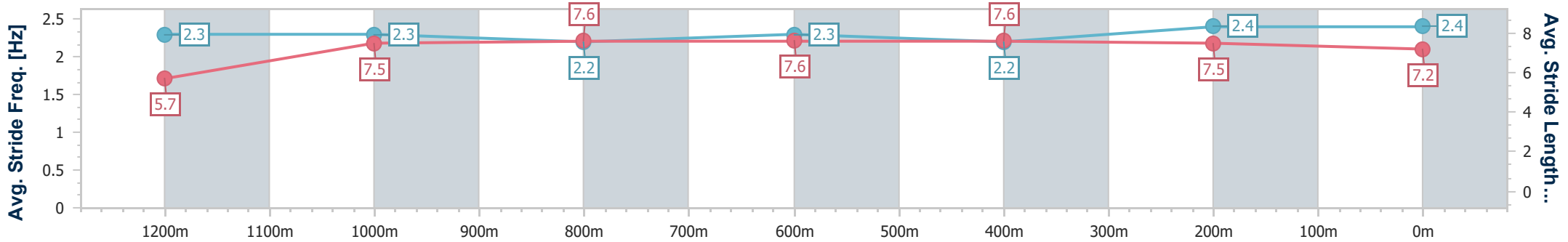
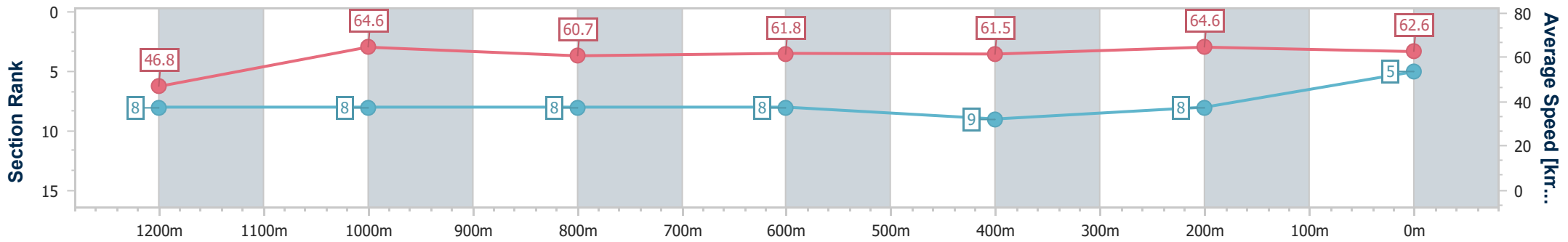
30 October 2024 - 17:20

Track Rating: Good 4, Weather: Fine, Rail Position: +6m Entire



BRISBANE RACING CLUB

Section	Overall	1200m	1000m	800m	600m	400m	200m
Section Times	1:20.52 [5] (0:11.62)	1:08.90 [8] (0:11.12)	0:57.78 [8] (0:11.85)	0:45.93 [8] (0:11.65)	0:34.28 [8] (0:11.65)	0:22.63 [9] (0:11.14)	0:11.49 [8]
Average Speed [km/h]	46.8	64.6	60.7	61.8	61.5	64.6	62.6
Top Speed [km/h]	66.2	66.2	62.9	63.1	62.9	67.4	65.0
Avg. Dist. to Rail [m]	4.9	0.4	0.5	0.3	1.1	2.1	5.9
Avg. Stride Freq. [Hz]	2.3	2.3	2.2	2.3	2.2	2.4	2.4
Avg. Stride Length [m]	5.7	7.5	7.6	7.6	7.6	7.5	7.2



- [] Ranking at each section and finish
- .-.- No data available at this section
- NA No data available



Horse/Jockey Name	Connecticut
Final Rank	6
Fastest Section Time (Section)	0:11.17 (1200m)
Top Speed [km/h] (Section)	65.4 (1200m)
Race State	Finished



Doomben QLD Professional

Race 7: Ladbrokes Odds Surge Class 2 Handicap - 1350m

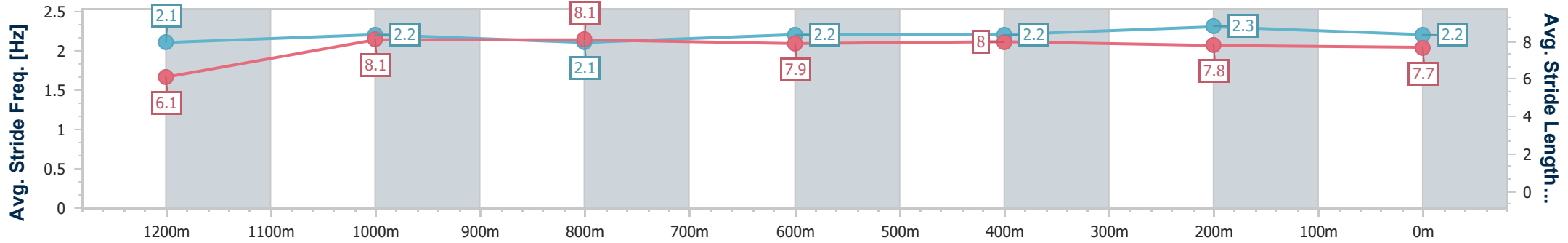
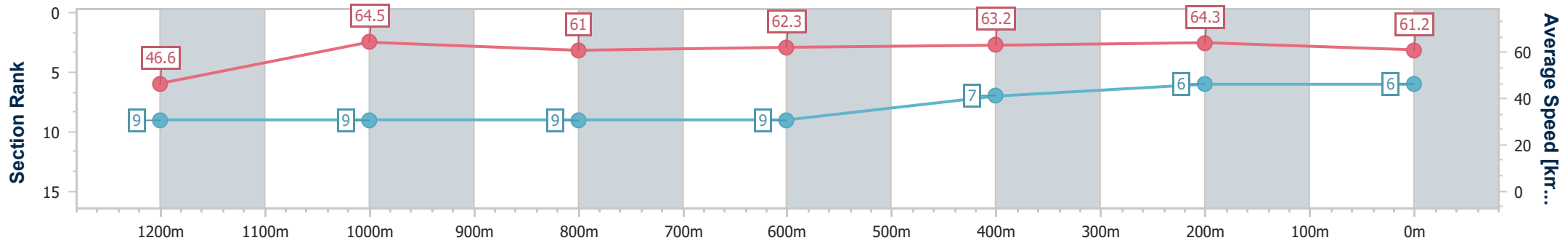
30 October 2024 - 17:20

Track Rating: Good 4, Weather: Fine, Rail Position: +6m Entire



BRISBANE RACING CLUB

Section	Overall	1200m	1000m	800m	600m	400m	200m
Section Times	1:20.64 [6] (0:11.63)	1:09.01 [9] (0:11.17)	0:57.84 [9] (0:11.82)	0:46.02 [9] (0:11.64)	0:34.38 [9] (0:11.40)	0:22.98 [7] (0:11.21)	0:11.77 [6] (0:11.77)
Average Speed [km/h]	46.6	64.5	61.0	62.3	63.2	64.3	61.2
Top Speed [km/h]	64.3	65.4	63.6	63.9	64.2	65.3	64.1
Avg. Dist. to Rail [m]	6.6	1.6	1.5	1.0	0.6	1.2	1.8
Avg. Stride Freq. [Hz]	2.1	2.2	2.1	2.2	2.2	2.3	2.2
Avg. Stride Length [m]	6.1	8.1	8.1	7.9	8.0	7.8	7.7



- [] Ranking at each section and finish
- .-.- No data available at this section
- NA No data available



Horse/Jockey Name	Kenichi
Final Rank	7
Fastest Section Time (Section)	0:11.15 (Overall)
Top Speed [km/h] (Section)	65.4 (1200m)
Race State	Finished



Doomben QLD Professional

Race 7: Ladbrokes Odds Surge Class 2 Handicap - 1350m

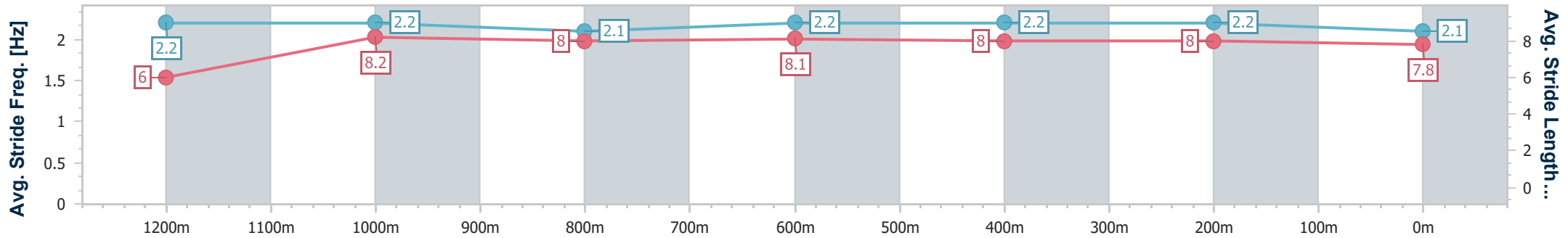
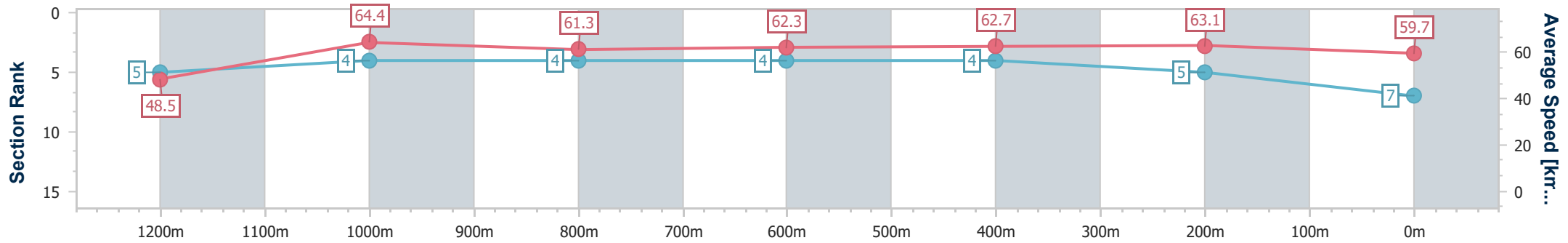
30 October 2024 - 17:20

Track Rating: Good 4, Weather: Fine, Rail Position: +6m Entire



BRISBANE RACING CLUB

Section	Overall	1200m	1000m	800m	600m	400m	200m
Section Times	1:20.74 [7] (0:11.15)	1:09.59 [5] (0:11.16)	0:58.43 [4] (0:11.80)	0:46.63 [4] (0:11.60)	0:35.03 [4] (0:11.56)	0:23.47 [4] (0:11.39)	0:12.08 [5] (0:12.08)
Average Speed [km/h]	48.5	64.4	61.3	62.3	62.7	63.1	59.7
Top Speed [km/h]	64.6	65.4	64.4	63.3	63.0	63.9	63.0
Avg. Dist. to Rail [m]	2.5	0.8	0.5	0.9	1.0	1.6	1.1
Avg. Stride Freq. [Hz]	2.2	2.2	2.1	2.2	2.2	2.2	2.1
Avg. Stride Length [m]	6.0	8.2	8.0	8.1	8.0	8.0	7.8



- [] Ranking at each section and finish
- .-.- No data available at this section
- NA No data available



Horse/Jockey Name	Badda Boom Baby
Final Rank	8
Fastest Section Time (Section)	0:11.18 (400m)
Top Speed [km/h] (Section)	66.0 (1200m)
Race State	Finished



Doomben QLD Professional

Race 7: Ladbrokes Odds Surge Class 2 Handicap - 1350m

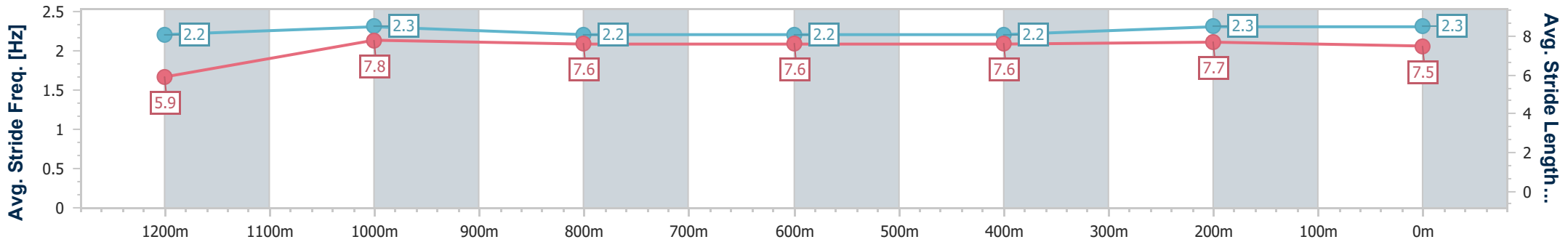
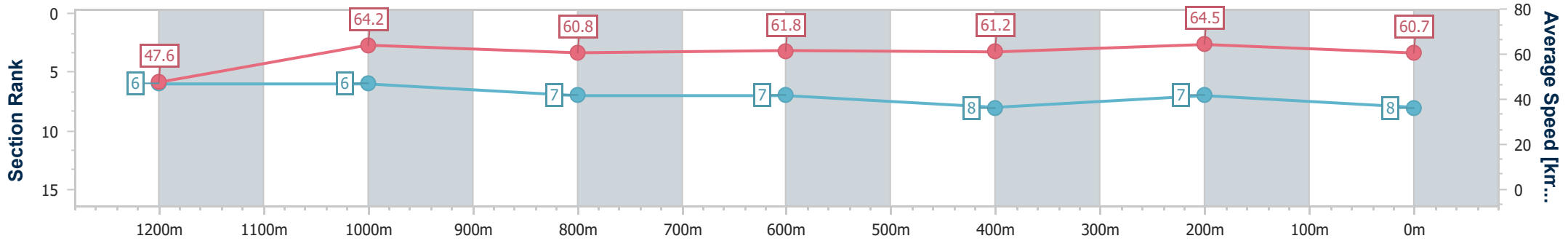
30 October 2024 - 17:20

Track Rating: Good 4, Weather: Fine, Rail Position: +6m Entire



BRISBANE RACING CLUB

Section	Overall	1200m	1000m	800m	600m	400m	200m
Section Times	1:20.80 [8] (0:11.32)	1:09.48 [6] (0:11.20)	0:58.28 [6] (0:11.91)	0:46.37 [7] (0:11.65)	0:34.72 [7] (0:11.72)	0:23.00 [8] (0:11.18)	0:11.82 [7]
Average Speed [km/h]	47.6	64.2	60.8	61.8	61.2	64.5	60.7
Top Speed [km/h]	64.3	66.0	63.1	64.2	63.8	65.8	64.7
Avg. Dist. to Rail [m]	1.8	0.2	0.3	0.2	0.3	0.4	0.6
Avg. Stride Freq. [Hz]	2.2	2.3	2.2	2.2	2.2	2.3	2.3
Avg. Stride Length [m]	5.9	7.8	7.6	7.6	7.6	7.7	7.5



- [] Ranking at each section and finish
- .-.- No data available at this section
- NA No data available



Horse/Jockey Name	Master Gee
Final Rank	9
Fastest Section Time (Section)	0:11.12 (Overall)
Top Speed [km/h] (Section)	65.2 (1200m)
Race State	Finished



Doomben QLD Professional

Race 7: Ladbrokes Odds Surge Class 2 Handicap - 1350m

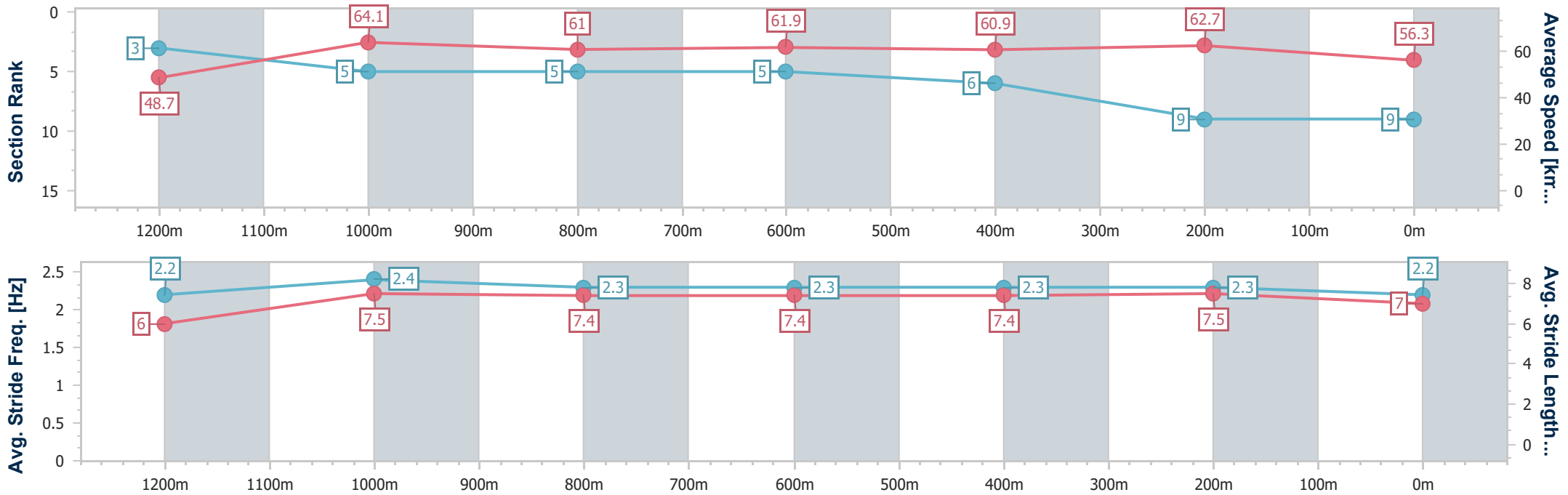
30 October 2024 - 17:20

Track Rating: Good 4, Weather: Fine, Rail Position: +6m Entire



BRISBANE RACING CLUB

Section	Overall	1200m	1000m	800m	600m	400m	200m
Section Times	1:21.87 [9] (0:11.12)	1:10.75 [3] (0:11.20)	0:59.55 [5] (0:11.86)	0:47.69 [5] (0:11.65)	0:36.04 [5] (0:11.79)	0:24.25 [6] (0:11.47)	0:12.78 [9] (0:12.78)
Average Speed [km/h]	48.7	64.1	61.0	61.9	60.9	62.7	56.3
Top Speed [km/h]	64.4	65.2	64.8	64.4	62.9	63.4	62.7
Avg. Dist. to Rail [m]	1.3	0.1	0.8	0.7	0.5	0.9	1.5
Avg. Stride Freq. [Hz]	2.2	2.4	2.3	2.3	2.3	2.3	2.2
Avg. Stride Length [m]	6.0	7.5	7.4	7.4	7.4	7.5	7.0



- [] Ranking at each section and finish
- .-.- No data available at this section
- NA No data available