



Ipswich QLD Professional
Race 4: RAY WHITE IPSWICH QTIS Three-Years-Old BM65 Handicap - 1200m
01 November 2024 - 15:27



Track Rating: Good 4, Weather: Fine, Rail Position: +8m Entire

Section		Overall	1000m	800m	600m	400m	200m	Last 600m					
Field Times		1:10.60 (0:13.62)	0:56.98 (0:10.61)	0:46.37 (0:11.18)	0:35.19 (0:11.44)	0:23.75 (0:11.70)	0:12.05 (0:12.05)	0:35.19					
Rank	TAB Horse/Jockey	Barrier	Top Speed [km/h]	Fastest Section								Margin	Distance Travelled [m]
1	1 ALPHA BRAVO Cejay Graham	4	68.9 1000m	0:10.61 1000m	1:10.60 [1] (0:13.62)	0:56.98 [1] (0:10.61)	0:46.37 [1] (0:11.18)	0:35.19 [1] (0:11.44)	0:23.75 [1] (0:11.70)	0:12.05 [1] (0:12.05)	1:10.60	0:35.19	
2	5 CARRAVILLA Martin Harley	8	67.6 Overall	0:10.85 1000m	1:10.61 [2] (0:14.30)	0:56.31 [9] (0:10.85)	0:45.46 [8] (0:11.09)	0:34.37 [7] (0:11.48)	0:22.89 [7] (0:11.38)	0:11.51 [6] (0:11.51)	0.05L	0:34.37	+0
3	8 EAGLE'S FIRE Nozi Tomizawa	9	68.6 Overall	0:10.81 1000m	1:10.77 [3] (0:13.75)	0:57.02 [3] (0:10.81)	0:46.21 [4] (0:11.21)	0:35.00 [4] (0:11.42)	0:23.58 [4] (0:11.47)	0:12.11 [2] (0:12.11)	1.02L	0:35.00	+4
4	2 BLANTONS RUN Mark Du Plessis	1	69.0 1000m	0:10.68 1000m	1:10.82 [4] (0:14.11)	0:56.71 [6] (0:10.68)	0:46.03 [5] (0:11.20)	0:34.83 [5] (0:11.53)	0:23.30 [5] (0:11.54)	0:11.76 [5] (0:11.76)	1.3L	0:34.83	+4
5	11 SUN WORSHIPPER Olivia Kendal	7	66.5 1000m	0:10.98 1000m	1:10.96 [5] (0:14.20)	0:56.76 [8] (0:10.98)	0:45.78 [9] (0:11.26)	0:34.52 [9] (0:11.59)	0:22.93 [9] (0:11.29)	0:11.64 [7] (0:11.64)	2.13L	0:34.52	+3
6	7 BLIND DESIRE Amy Graham	2	68.0 Overall	0:10.72 1000m	1:11.12 [6] (0:13.82)	0:57.30 [4] (0:10.72)	0:46.58 [3] (0:11.21)	0:35.37 [3] (0:11.44)	0:23.93 [3] (0:11.73)	0:12.20 [4] (0:12.20)	3.1L	0:35.37	+0
7	3 WHAT A DOOZY Justin Stanley	5	68.6 1000m	0:10.67 1000m	1:11.32 [7] (0:13.67)	0:57.65 [2] (0:10.67)	0:46.98 [2] (0:11.14)	0:35.84 [2] (0:11.48)	0:24.36 [2] (0:11.87)	0:12.49 [3] (0:12.49)	4.27L	0:35.84	+2
8	4 CALVARY Courtney Bellamy	6	66.4 1000m	0:10.95 1000m	1:11.36 [8] (0:14.18)	0:57.18 [7] (0:10.95)	0:46.23 [7] (0:11.13)	0:35.10 [8] (0:11.54)	0:23.56 [8] (0:11.57)	0:11.99 [9] (0:11.99)	4.46L	0:35.10	+3
9	10 MISHANI EXPRESS Georgina Cartwright	3	67.1 1000m	0:10.78 1000m	1:11.39 [9] (0:14.02)	0:57.37 [5] (0:10.78)	0:46.59 [6] (0:11.28)	0:35.31 [6] (0:11.51)	0:23.80 [6] (0:11.76)	0:12.04 [8] (0:12.04)	4.65L	0:35.31	+3

Scratched: Shamadan (#6), Indubitably (#9)

[] Ranking at each section and finish
 -:-:- No data available at this section
 NA No data available

SCN Saddle cloth number
 DNF Did not finish
 DNT Did not track



Horse/Jockey Name	Alpha Bravo
Final Rank	1
Fastest Section Time (Section)	0:10.61 (1000m)
Top Speed [km/h] (Section)	68.9 (1000m)
Race State	Finished



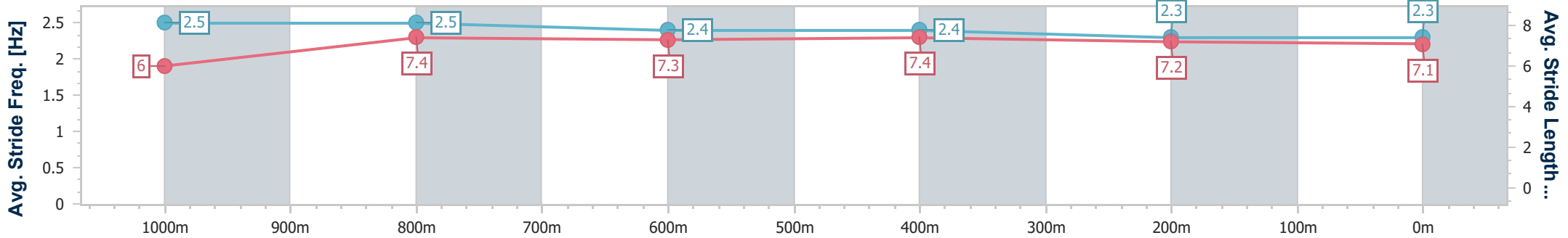
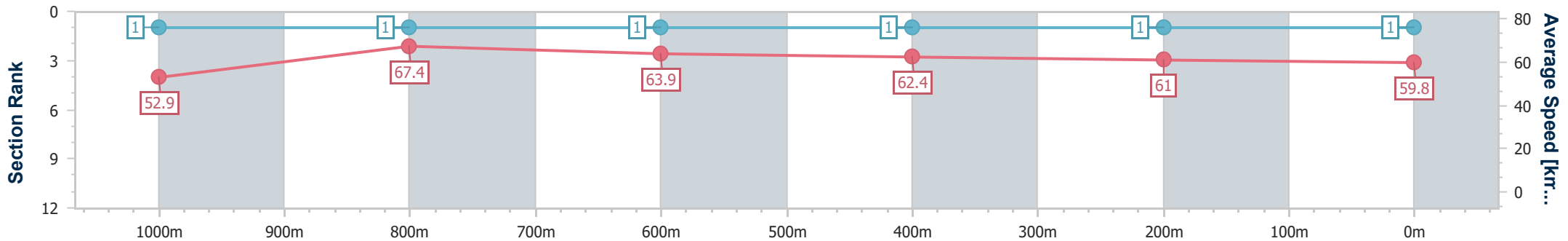
Ipswich QLD Professional
 Race 4: RAY WHITE IPSWICH QTIS Three-Years-Old BM65
 Handicap - 1200m



01 November 2024 - 15:27

Track Rating: Good 4, Weather: Fine, Rail Position: +8m Entire

Section	Overall	1000m	800m	600m	400m	200m
Section Times	1:10.60 [1] (0:13.62)	0:56.98 [1] (0:10.61)	0:46.37 [1] (0:11.18)	0:35.19 [1] (0:11.44)	0:23.75 [1] (0:11.70)	0:12.05 [1] (0:12.05)
Average Speed [km/h]	52.9	67.4	63.9	62.4	61.0	59.8
Top Speed [km/h]	68.8	68.9	65.6	63.2	62.0	60.5
Avg. Dist. to Rail [m]	3.3	1.9	2.4	2.7	2.1	1.9
Avg. Stride Freq. [Hz]	2.5	2.5	2.4	2.4	2.3	2.3
Avg. Stride Length [m]	6.0	7.4	7.3	7.4	7.2	7.1



- [] Ranking at each section and finish
- .-.- No data available at this section
- NA No data available



Horse/Jockey Name	Carravilla
Final Rank	2
Fastest Section Time (Section)	0:10.85 (1000m)
Top Speed [km/h] (Section)	67.6 (Overall)
Race State	Finished



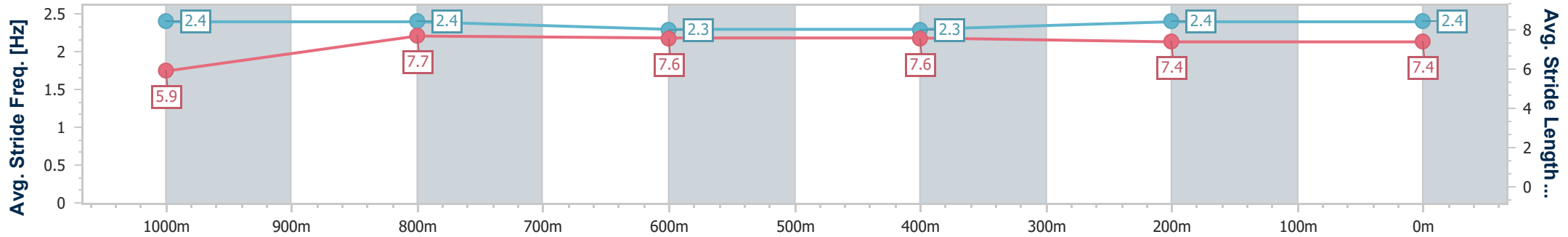
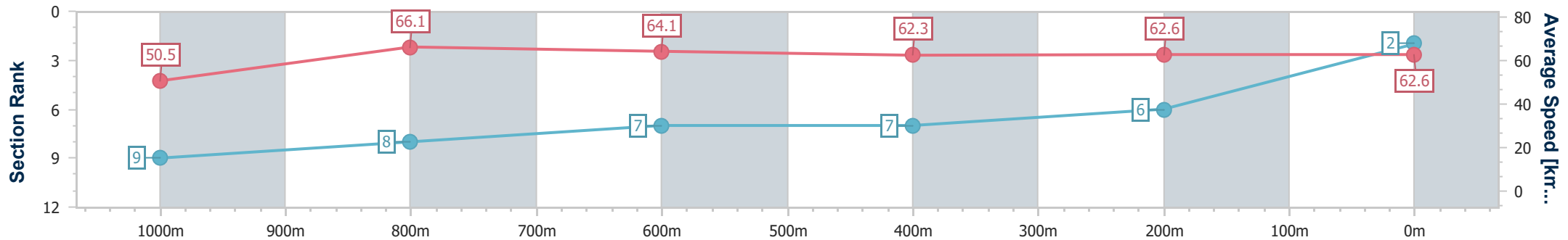
Ipswich QLD Professional
 Race 4: RAY WHITE IPSWICH QTIS Three-Years-Old BM65
 Handicap - 1200m



01 November 2024 - 15:27

Track Rating: Good 4, Weather: Fine, Rail Position: +8m Entire

Section	Overall	1000m	800m	600m	400m	200m
Section Times	1:10.61 [2] (0:14.30)	0:56.31 [9] (0:10.85)	0:45.46 [8] (0:11.09)	0:34.37 [7] (0:11.48)	0:22.89 [7] (0:11.38)	0:11.51 [6] (0:11.51)
Average Speed [km/h]	50.5	66.1	64.1	62.3	62.6	62.6
Top Speed [km/h]	67.6	67.4	66.4	62.6	64.4	64.8
Avg. Dist. to Rail [m]	4.5	1.3	2.2	2.1	2.0	0.3
Avg. Stride Freq. [Hz]	2.4	2.4	2.3	2.3	2.4	2.4
Avg. Stride Length [m]	5.9	7.7	7.6	7.6	7.4	7.4



- [] Ranking at each section and finish
- .-.- No data available at this section
- NA No data available



Horse/Jockey Name	Eagle's Fire
Final Rank	3
Fastest Section Time (Section)	0:10.81 (1000m)
Top Speed [km/h] (Section)	68.6 (Overall)
Race State	Finished



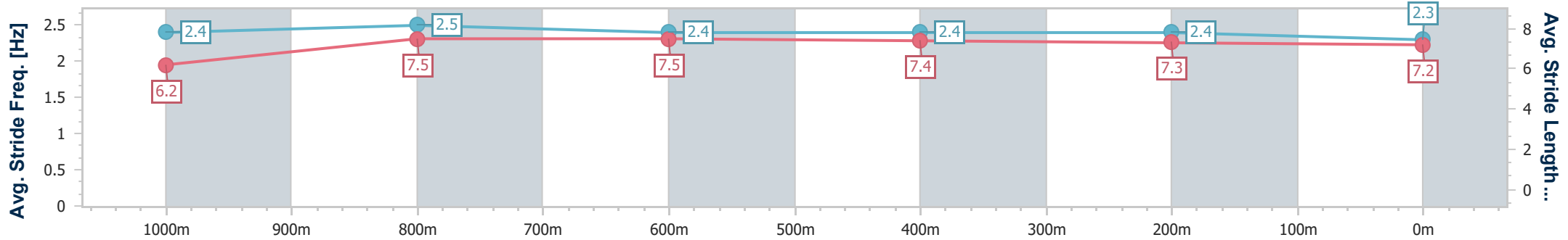
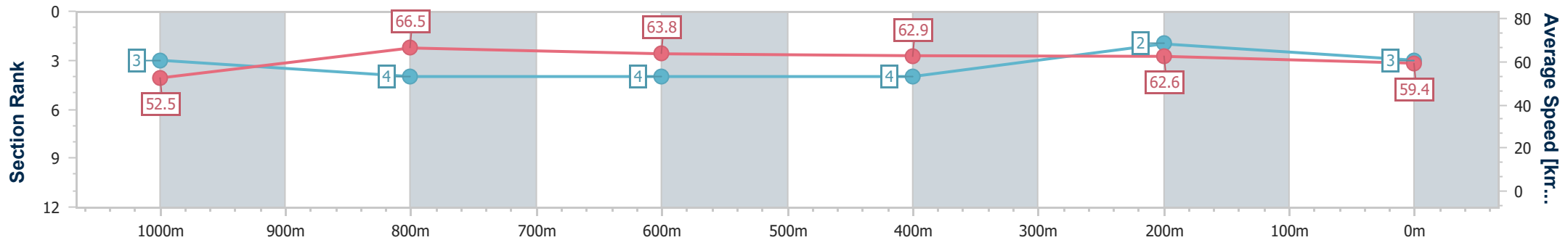
Ipswich QLD Professional
 Race 4: RAY WHITE IPSWICH QTIS Three-Years-Old BM65
 Handicap - 1200m



01 November 2024 - 15:27

Track Rating: Good 4, Weather: Fine, Rail Position: +8m Entire

Section	Overall	1000m	800m	600m	400m	200m
Section Times	1:10.77 [3] (0:13.75)	0:57.02 [3] (0:10.81)	0:46.21 [4] (0:11.21)	0:35.00 [4] (0:11.42)	0:23.58 [4] (0:11.47)	0:12.11 [2] (0:12.11)
Average Speed [km/h]	52.5	66.5	63.8	62.9	62.6	59.4
Top Speed [km/h]	68.6	67.6	65.5	63.7	63.3	61.8
Avg. Dist. to Rail [m]	7.1	0.6	1.3	1.1	0.8	1.6
Avg. Stride Freq. [Hz]	2.4	2.5	2.4	2.4	2.4	2.3
Avg. Stride Length [m]	6.2	7.5	7.5	7.4	7.3	7.2



- [] Ranking at each section and finish
- .-.- No data available at this section
- NA No data available



Horse/Jockey Name	Blantons Run
Final Rank	4
Fastest Section Time (Section)	0:10.68 (1000m)
Top Speed [km/h] (Section)	69.0 (1000m)
Race State	Finished



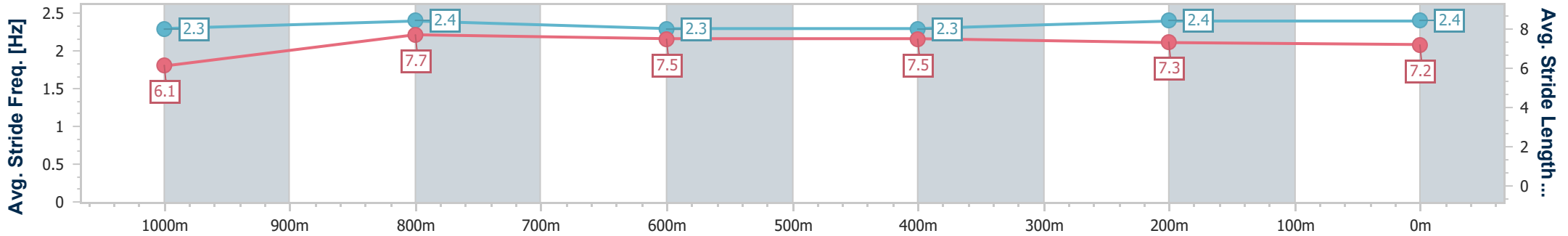
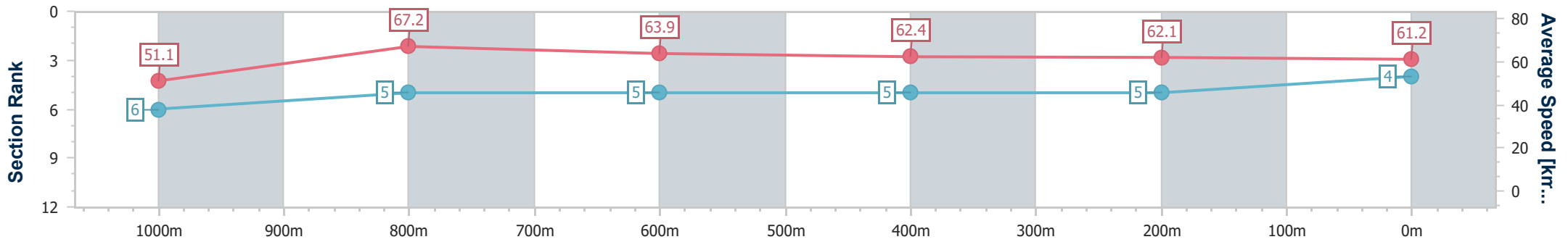
Ipswich QLD Professional
 Race 4: RAY WHITE IPSWICH QTIS Three-Years-Old BM65
 Handicap - 1200m



01 November 2024 - 15:27

Track Rating: Good 4, Weather: Fine, Rail Position: +8m Entire

Section	Overall	1000m	800m	600m	400m	200m
Section Times	1:10.82 [4] (0:14.11)	0:56.71 [6] (0:10.68)	0:46.03 [5] (0:11.20)	0:34.83 [5] (0:11.53)	0:23.30 [5] (0:11.54)	0:11.76 [5] (0:11.76)
Average Speed [km/h]	51.1	67.2	63.9	62.4	62.1	61.2
Top Speed [km/h]	67.5	69.0	67.0	63.3	64.0	63.3
Avg. Dist. to Rail [m]	0.9	1.3	1.4	0.4	0.6	1.6
Avg. Stride Freq. [Hz]	2.3	2.4	2.3	2.3	2.4	2.4
Avg. Stride Length [m]	6.1	7.7	7.5	7.5	7.3	7.2



- [] Ranking at each section and finish
- .-.- No data available at this section
- NA No data available



Horse/Jockey Name	Sun Worshipper
Final Rank	5
Fastest Section Time (Section)	0:10.98 (1000m)
Top Speed [km/h] (Section)	66.5 (1000m)
Race State	Finished



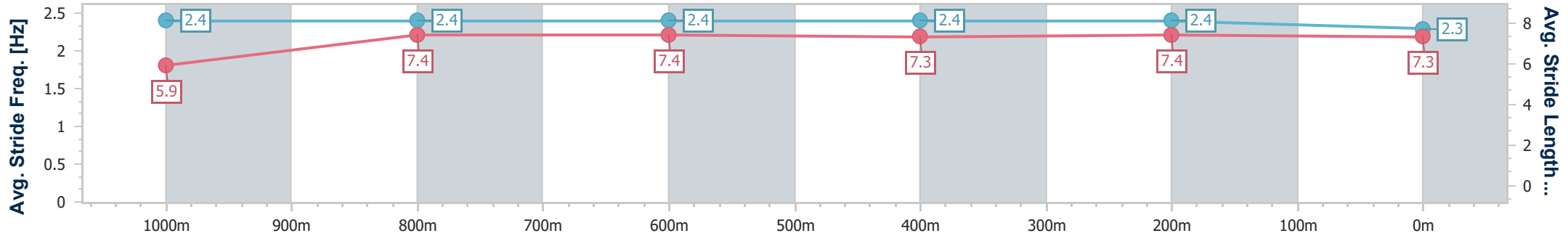
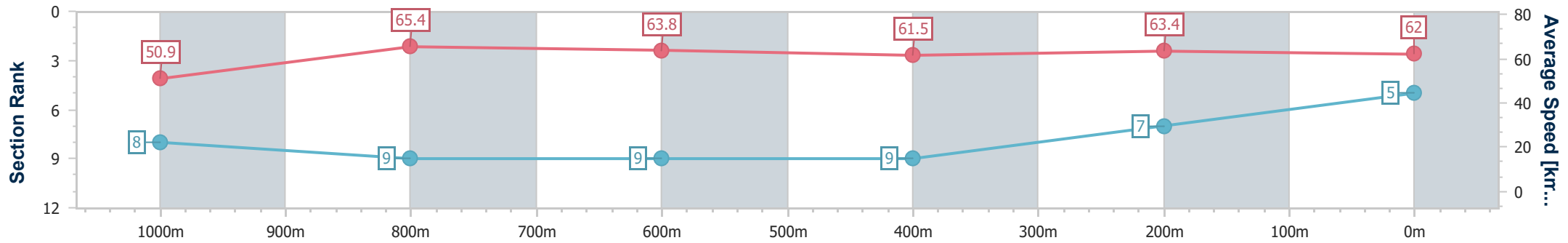
Ipswich QLD Professional
 Race 4: RAY WHITE IPSWICH QTIS Three-Years-Old BM65
 Handicap - 1200m



01 November 2024 - 15:27

Track Rating: Good 4, Weather: Fine, Rail Position: +8m Entire

Section	Overall	1000m	800m	600m	400m	200m
Section Times	1:10.96 [5] (0:14.20)	0:56.76 [8] (0:10.98)	0:45.78 [9] (0:11.26)	0:34.52 [9] (0:11.59)	0:22.93 [9] (0:11.29)	0:11.64 [7] (0:11.64)
Average Speed [km/h]	50.9	65.4	63.8	61.5	63.4	62.0
Top Speed [km/h]	65.4	66.5	65.7	62.9	64.7	65.2
Avg. Dist. to Rail [m]	4.7	0.5	1.2	1.9	1.3	2.6
Avg. Stride Freq. [Hz]	2.4	2.4	2.4	2.4	2.4	2.3
Avg. Stride Length [m]	5.9	7.4	7.4	7.3	7.4	7.3



- [] Ranking at each section and finish
- .-.- No data available at this section
- NA No data available



Horse/Jockey Name	Blind Desire
Final Rank	6
Fastest Section Time (Section)	0:10.72 (1000m)
Top Speed [km/h] (Section)	68.0 (Overall)
Race State	Finished



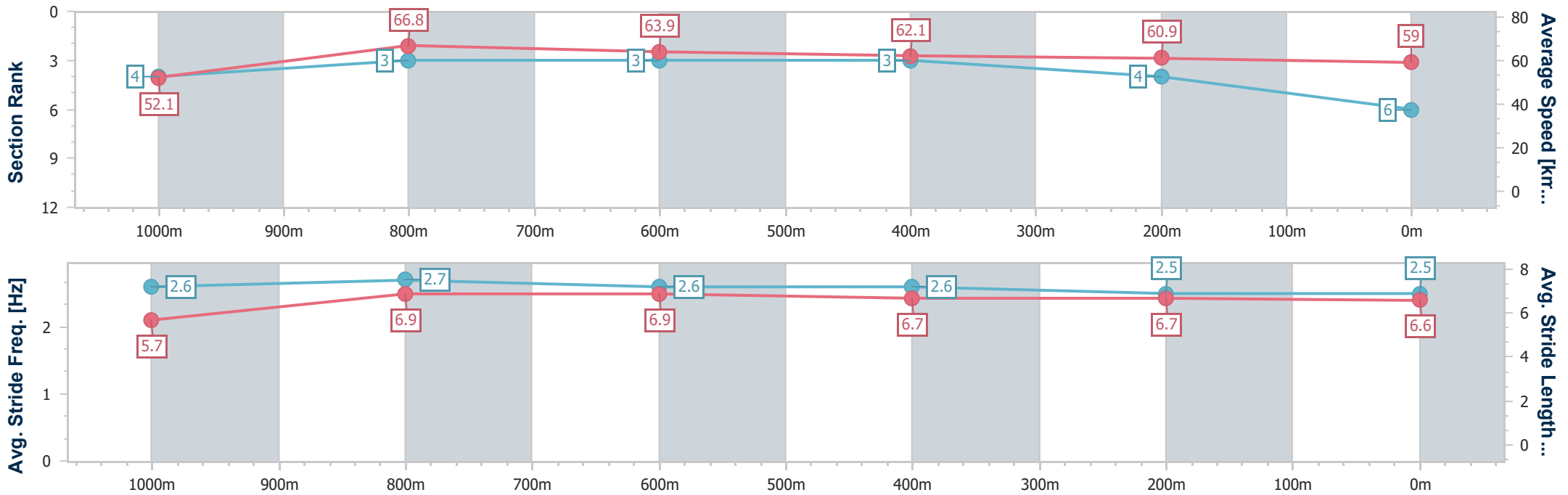
Ipswich QLD Professional
 Race 4: RAY WHITE IPSWICH QTIS Three-Years-Old BM65
 Handicap - 1200m



01 November 2024 - 15:27

Track Rating: Good 4, Weather: Fine, Rail Position: +8m Entire

Section	Overall	1000m	800m	600m	400m	200m
Section Times	1:11.12 [6] (0:13.82)	0:57.30 [4] (0:10.72)	0:46.58 [3] (0:11.21)	0:35.37 [3] (0:11.44)	0:23.93 [3] (0:11.73)	0:12.20 [4] (0:12.20)
Average Speed [km/h]	52.1	66.8	63.9	62.1	60.9	59.0
Top Speed [km/h]	68.0	67.7	66.0	63.7	62.1	60.0
Avg. Dist. to Rail [m]	1.2	1.6	2.4	2.5	2.3	2.3
Avg. Stride Freq. [Hz]	2.6	2.7	2.6	2.6	2.5	2.5
Avg. Stride Length [m]	5.7	6.9	6.9	6.7	6.7	6.6



- [] Ranking at each section and finish
- .-.- No data available at this section
- NA No data available



Horse/Jockey Name	What A Doozy
Final Rank	7
Fastest Section Time (Section)	0:10.67 (1000m)
Top Speed [km/h] (Section)	68.6 (1000m)
Race State	Finished



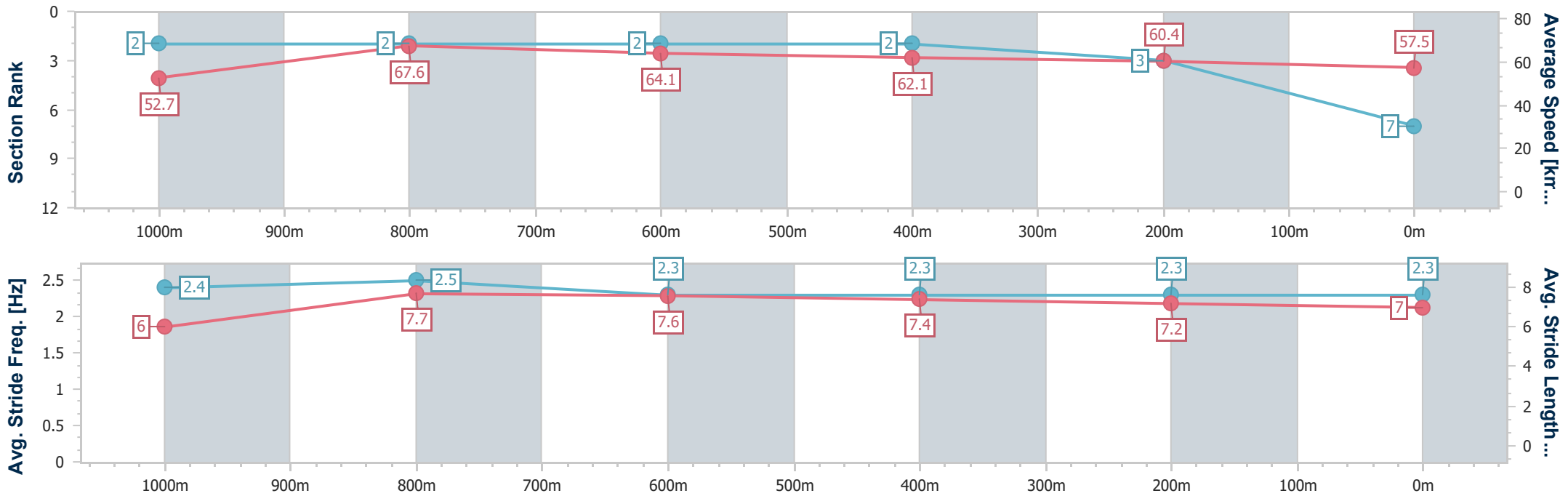
Ipswich QLD Professional
 Race 4: RAY WHITE IPSWICH QTIS Three-Years-Old BM65
 Handicap - 1200m



01 November 2024 - 15:27

Track Rating: Good 4, Weather: Fine, Rail Position: +8m Entire

Section	Overall	1000m	800m	600m	400m	200m
Section Times	1:11.32 [7] (0:13.67)	0:57.65 [2] (0:10.67)	0:46.98 [2] (0:11.14)	0:35.84 [2] (0:11.48)	0:24.36 [2] (0:11.87)	0:12.49 [3] (0:12.49)
Average Speed [km/h]	52.7	67.6	64.1	62.1	60.4	57.5
Top Speed [km/h]	68.3	68.6	65.2	63.2	61.5	59.5
Avg. Dist. to Rail [m]	4.0	0.5	1.8	1.9	1.6	0.7
Avg. Stride Freq. [Hz]	2.4	2.5	2.3	2.3	2.3	2.3
Avg. Stride Length [m]	6.0	7.7	7.6	7.4	7.2	7.0



- [] Ranking at each section and finish
- .-.- No data available at this section
- NA No data available



Horse/Jockey Name	Calvary
Final Rank	8
Fastest Section Time (Section)	0:10.95 (1000m)
Top Speed [km/h] (Section)	66.4 (1000m)
Race State	Finished



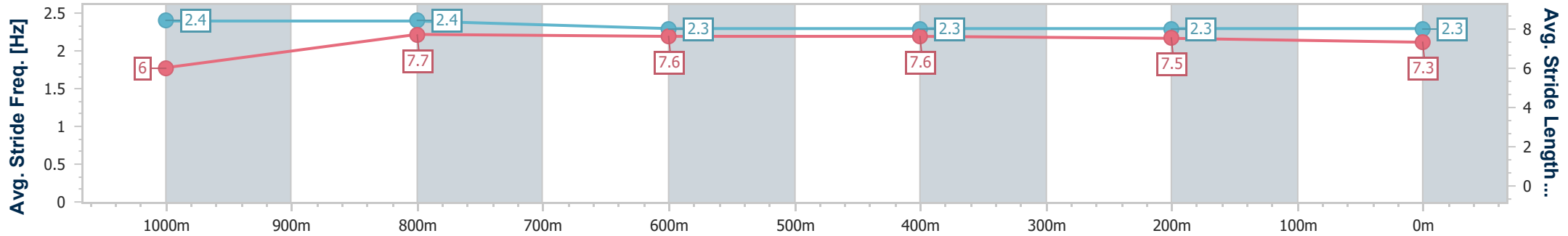
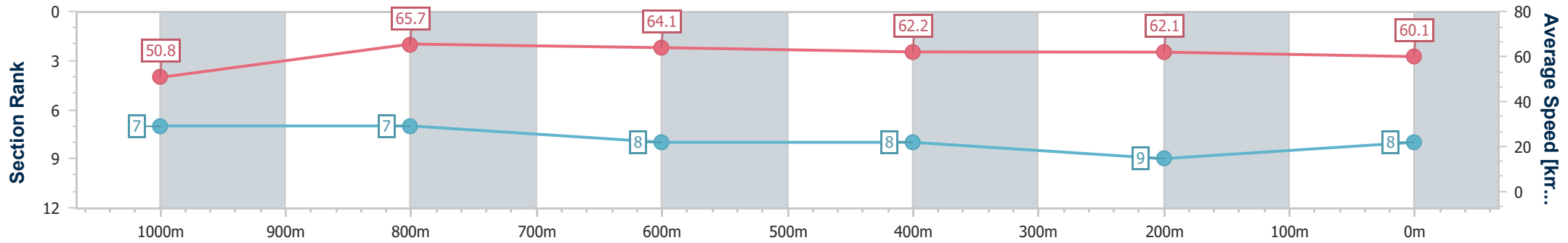
Ipswich QLD Professional
 Race 4: RAY WHITE IPSWICH QTIS Three-Years-Old BM65
 Handicap - 1200m



01 November 2024 - 15:27

Track Rating: Good 4, Weather: Fine, Rail Position: +8m Entire

Section	Overall	1000m	800m	600m	400m	200m
Section Times	1:11.36 [8] (0:14.18)	0:57.18 [7] (0:10.95)	0:46.23 [7] (0:11.13)	0:35.10 [8] (0:11.54)	0:23.56 [8] (0:11.57)	0:11.99 [9] (0:11.99)
Average Speed [km/h]	50.8	65.7	64.1	62.2	62.1	60.1
Top Speed [km/h]	66.1	66.4	65.7	62.9	62.5	62.0
Avg. Dist. to Rail [m]	4.3	0.7	1.8	1.3	1.0	3.0
Avg. Stride Freq. [Hz]	2.4	2.4	2.3	2.3	2.3	2.3
Avg. Stride Length [m]	6.0	7.7	7.6	7.6	7.5	7.3



- [] Ranking at each section and finish
- .-.- No data available at this section
- NA No data available



Horse/Jockey Name	Mishani Express
Final Rank	9
Fastest Section Time (Section)	0:10.78 (1000m)
Top Speed [km/h] (Section)	67.1 (1000m)
Race State	Finished



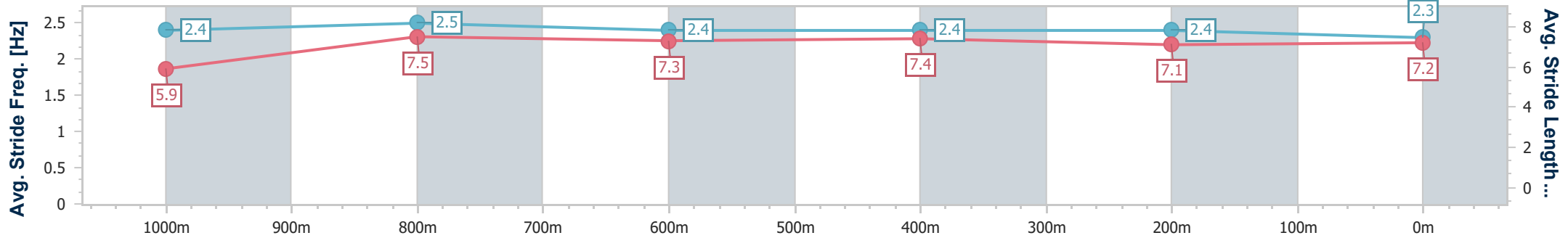
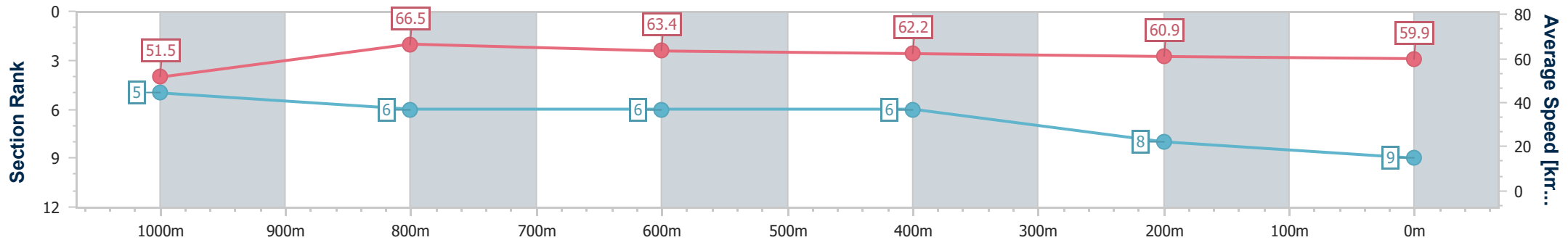
Ipswich QLD Professional
 Race 4: RAY WHITE IPSWICH QTIS Three-Years-Old BM65
 Handicap - 1200m



01 November 2024 - 15:27

Track Rating: Good 4, Weather: Fine, Rail Position: +8m Entire

Section	Overall	1000m	800m	600m	400m	200m
Section Times	1:11.39 [9] (0:14.02)	0:57.37 [5] (0:10.78)	0:46.59 [6] (0:11.28)	0:35.31 [6] (0:11.51)	0:23.80 [6] (0:11.76)	0:12.04 [8] (0:12.04)
Average Speed [km/h]	51.5	66.5	63.4	62.2	60.9	59.9
Top Speed [km/h]	66.6	67.1	65.2	62.8	61.8	61.5
Avg. Dist. to Rail [m]	2.0	1.5	1.3	1.6	0.9	1.6
Avg. Stride Freq. [Hz]	2.4	2.5	2.4	2.4	2.4	2.3
Avg. Stride Length [m]	5.9	7.5	7.3	7.4	7.1	7.2



- [] Ranking at each section and finish
- .-.- No data available at this section
- NA No data available