



Aquis Park Gold Coast QLD Professional
Race 4: 92.5 TRIPLE M GOLD – GOOD TIMES & GREATEST HITS Class 3
Handicap - 1800m
02 November 2024 - 15:30



Track Rating: Soft 5, Weather: Fine, Rail Position: +5m 900m-W/Post

Section		Overall	1600m	1400m	1200m	1000m	800m	600m	Last 600m				
Field Times		1:49.27 (0:13.93)	1:35.34 (0:11.39)	1:23.95 (0:11.70)	1:12.25 (0:12.00)	1:00.25 (0:12.37)	0:47.88 (0:12.08)	0:35.80 (0:11.86)	0:35.80				
Rank	TAB Horse/Jockey	Barrier	Top Speed [km/h]	Fastest Section									Distance Travelled [m]
1	2 AICHI ICON Michael Cahill	4	62.8 600m	0:11.62 400m	1:49.27 [1] (0:14.36)	1:34.91 [4] (0:11.86)	1:23.05 [4] (0:12.08)	1:10.97 [4] (0:11.89)	0:59.08 [4] (0:12.02)	0:47.06 [4] (0:11.72)	0:35.34 [4] (0:11.68)	0:35.34	
2	1 PENTITO Corey Sutherland	7	65.4 Overall	0:11.56 1600m	1:49.50 [2] (0:14.04)	1:35.46 [3] (0:11.56)	1:23.90 [3] (0:11.73)	1:12.17 [3] (0:12.08)	1:00.09 [3] (0:12.40)	0:47.69 [3] (0:11.97)	0:35.72 [3] (0:11.69)	0:35.72	-2
3	6 BERRY FOXIE Rikki Jamieson	10	66.2 1600m	0:11.46 1600m	1:49.71 [3] (0:13.94)	1:35.77 [2] (0:11.46)	1:24.31 [2] (0:11.67)	1:12.64 [2] (0:12.09)	1:00.55 [2] (0:12.36)	0:48.19 [2] (0:12.01)	0:36.18 [2] (0:11.80)	0:36.18	+3
4	4 DEVOCEAN Dylan Turner	3	63.0 600m	0:11.58 800m	1:49.87 [4] (0:15.24)	1:34.63 [8] (0:12.00)	1:22.63 [8] (0:11.81)	1:10.82 [8] (0:11.83)	0:58.99 [8] (0:12.04)	0:46.95 [8] (0:11.58)	0:35.37 [7] (0:11.67)	0:35.37	-2
5	7 SHOWMAN Jai Williams	5	63.5 800m	0:11.64 800m	1:49.88 [5] (0:14.51)	1:35.37 [5] (0:12.03)	1:23.34 [5] (0:12.07)	1:11.27 [5] (0:11.88)	0:59.39 [5] (0:12.03)	0:47.36 [5] (0:11.64)	0:35.72 [5] (0:11.73)	0:35.72	-1
6	3 POWER ACE Anthony Allen	8	65.4 1600m	0:11.39 1600m	1:50.03 [6] (0:13.93)	1:36.10 [1] (0:11.39)	1:24.71 [1] (0:11.70)	1:13.01 [1] (0:12.00)	1:01.01 [1] (0:12.37)	0:48.64 [1] (0:12.08)	0:36.56 [1] (0:11.88)	0:36.56	-5
7	8 CONTRERAS Sean Cormack	6	63.0 800m	0:11.59 800m	1:50.52 [7] (0:14.69)	1:35.83 [6] (0:12.18)	1:23.65 [7] (0:11.99)	1:11.66 [7] (0:11.86)	0:59.80 [7] (0:12.02)	0:47.78 [7] (0:11.59)	0:36.19 [6] (0:11.64)	0:36.19	-5
8	9 AMALGAMATION Karl Zechner	9	61.9 800m	0:11.83 1200m	1:53.15 [8] (0:14.79)	1:38.36 [7] (0:12.07)	1:26.29 [6] (0:11.84)	1:14.45 [6] (0:11.83)	1:02.62 [6] (0:12.14)	0:50.48 [6] (0:11.88)	0:38.60 [8] (0:12.06)	0:38.60	+2

Scratched: Vermeer (#5), Indented Head (#10), Mandalorian (#11)

[] Ranking at each section and finish
 -:-:- No data available at this section
 NA No data available

SCN Saddle cloth number
 DNF Did not finish
 DNT Did not track



Aquis Park Gold Coast QLD Professional
Race 4: 92.5 TRIPLE M GOLD – GOOD TIMES & GREATEST HITS Class 3
Handicap - 1800m
02 November 2024 - 15:30



Track Rating: Soft 5, Weather: Fine, Rail Position: +5m 900m-W/Post

Section				400m	200m			Last 600m			
Field Times				0:23.94 (0:11.90)	0:12.04 (0:12.04)			0:35.80			
Rank	TAB	Horse/Jockey	Barrier	Top Speed [km/h]	Fastest Section	Margin				Distance Travelled [m]	
1	2	AICHI ICON Michael Cahill	4	62.8 600m	0:11.62 400m	0:23.66 [4] (0:11.62)	0:12.04 [1] (0:12.04)	1:49.27		0:35.34	
2	1	PENTITO Corey Sutherland	7	65.4 Overall	0:11.56 1600m	0:24.03 [3] (0:11.77)	0:12.26 [2] (0:12.26)	1.3L		0:35.72	-2
3	6	BERRY FOXIE Rikki Jamieson	10	66.2 1600m	0:11.46 1600m	0:24.38 [1] (0:11.97)	0:12.41 [3] (0:12.41)	2.6L		0:36.18	+3
4	4	DEVOCEAN Dylan Turner	3	63.0 600m	0:11.58 800m	0:23.70 [7] (0:11.81)	0:11.89 [6] (0:11.89)	3.4L		0:35.37	-2
5	7	SHOWMAN Jai Williams	5	63.5 800m	0:11.64 800m	0:23.99 [5] (0:11.71)	0:12.28 [5] (0:12.28)	3.5L		0:35.72	-1
6	3	POWER ACE Anthony Allen	8	65.4 1600m	0:11.39 1600m	0:24.68 [2] (0:12.05)	0:12.63 [4] (0:12.63)	4.3L		0:36.56	-5
7	8	CONTRERAS Sean Cormack	6	63.0 800m	0:11.59 800m	0:24.55 [6] (0:12.05)	0:12.50 [7] (0:12.50)	7.1L		0:36.19	-5
8	9	AMALGAMATION Karl Zechner	9	61.9 800m	0:11.83 1200m	0:26.54 [8] (0:12.66)	0:13.88 [8] (0:13.88)	22.4L		0:38.60	+2

Scratched: Vermeer (#5), Indented Head (#10), Mandalorian (#11)

[] Ranking at each section and finish
 -:-:- No data available at this section
 NA No data available

SCN Saddle cloth number
 DNF Did not finish
 DNT Did not track



Horse/Jockey Name	Aichi Icon
Final Rank	1
Fastest Section Time (Section)	0:11.62 (400m)
Top Speed [km/h] (Section)	62.8 (600m)
Race State	Finished



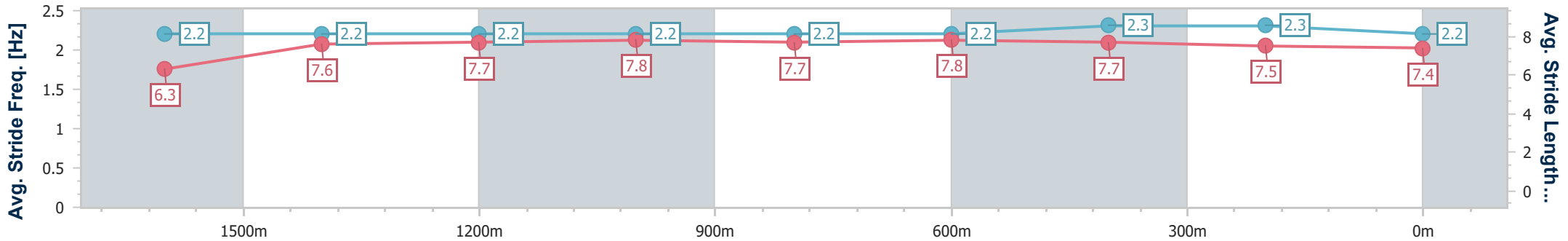
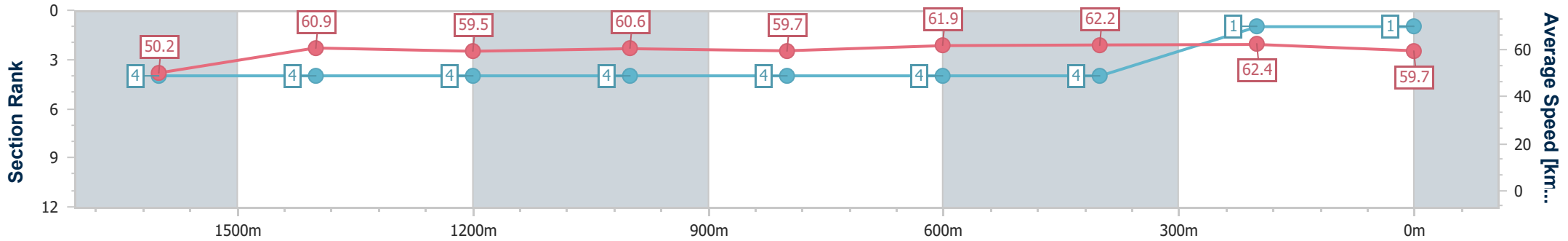
Aquis Park Gold Coast QLD Professional
 Race 4: 92.5 TRIPLE M GOLD – GOOD TIMES & GREATEST HITS Class 3 Handicap - 1800m



02 November 2024 - 15:30

Track Rating: Soft 5, Weather: Fine, Rail Position: +5m 900m-W/Post

Section	Overall	1600m	1400m	1200m	1000m	800m	600m	400m	200m			
Section Times	1:49.27 [1] (0:14.36)	1:34.91 [4] (0:11.86)	1:23.05 [4] (0:12.08)	1:10.97 [4] (0:11.89)	0:59.08 [4] (0:12.02)	0:47.06 [4] (0:11.72)	0:35.34 [4] (0:11.68)	0:23.66 [4] (0:11.62)	0:12.04 [1] (0:12.04)			
Average Speed [km/h]	50.2	60.9	59.5	60.6	59.7	61.9	62.2	62.4	59.7			
Top Speed [km/h]	62.1	62.2	60.2	61.2	61.1	62.6	62.8	62.8	61.5			
Avg. Dist. to Rail [m]	0.7	0.6	0.3	0.1	0.7	1.6	2.2	4.0	4.9			
Avg. Stride Freq. [Hz]	2.2	2.2	2.2	2.2	2.2	2.2	2.3	2.3	2.2			
Avg. Stride Length [m]	6.3	7.6	7.7	7.8	7.7	7.8	7.7	7.5	7.4			



- [] Ranking at each section and finish
- .-.- No data available at this section
- NA No data available



Horse/Jockey Name	Pentito
Final Rank	2
Fastest Section Time (Section)	0:11.56 (1600m)
Top Speed [km/h] (Section)	65.4 (Overall)
Race State	Finished



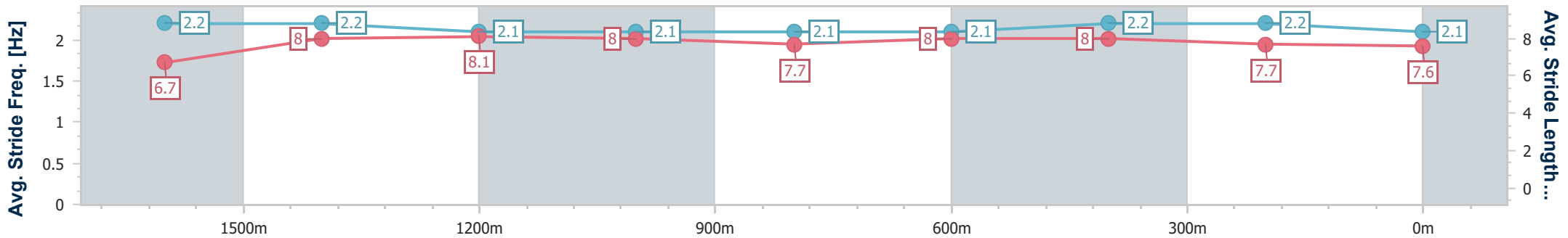
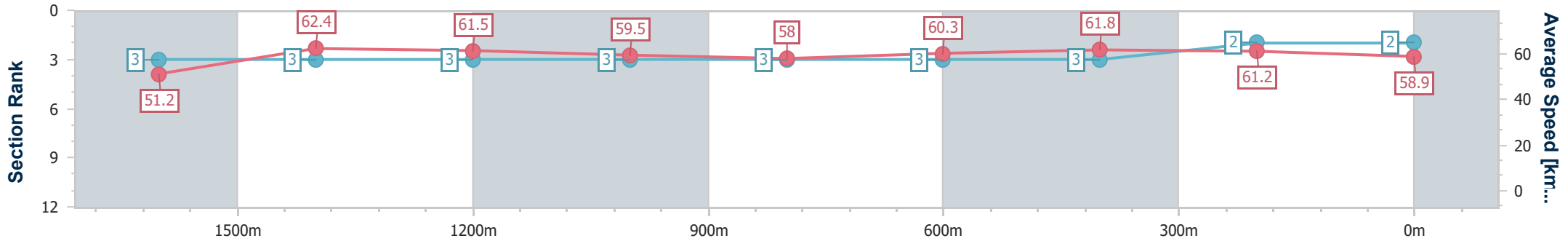
Aquis Park Gold Coast QLD Professional
Race 4: 92.5 TRIPLE M GOLD – GOOD TIMES & GREATEST HITS Class 3 Handicap - 1800m



02 November 2024 - 15:30

Track Rating: Soft 5, Weather: Fine, Rail Position: +5m 900m-W/Post

Section	Overall	1600m	1400m	1200m	1000m	800m	600m	400m	200m				
Section Times	1:49.50 [2] (0:14.04)	1:35.46 [3] (0:11.56)	1:23.90 [3] (0:11.73)	1:12.17 [3] (0:12.08)	1:00.09 [3] (0:12.40)	0:47.69 [3] (0:11.97)	0:35.72 [3] (0:11.69)	0:24.03 [3] (0:11.77)	0:12.26 [2] (0:12.26)				
Average Speed [km/h]	51.2	62.4	61.5	59.5	58.0	60.3	61.8	61.2	58.9				
Top Speed [km/h]	65.4	65.0	62.4	61.1	58.7	61.1	63.2	62.4	59.5				
Avg. Dist. to Rail [m]	2.8	1.1	0.2	0.6	0.3	0.6	1.0	3.8	4.8				
Avg. Stride Freq. [Hz]	2.2	2.2	2.1	2.1	2.1	2.1	2.2	2.2	2.1				
Avg. Stride Length [m]	6.7	8.0	8.1	8.0	7.7	8.0	8.0	7.7	7.6				



- [] Ranking at each section and finish
- .-.- No data available at this section
- NA No data available



Horse/Jockey Name	Berry Foxie
Final Rank	3
Fastest Section Time (Section)	0:11.46 (1600m)
Top Speed [km/h] (Section)	66.2 (1600m)
Race State	Finished



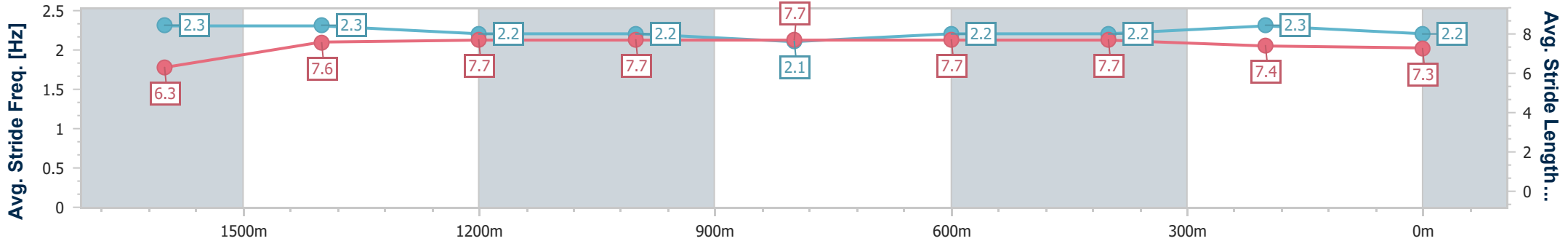
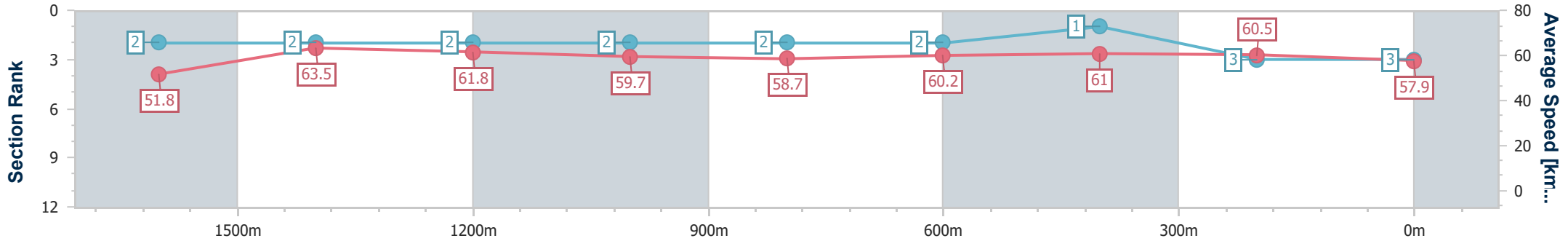
Aquis Park Gold Coast QLD Professional
 Race 4: 92.5 TRIPLE M GOLD – GOOD TIMES & GREATEST HITS Class 3 Handicap - 1800m



02 November 2024 - 15:30

Track Rating: Soft 5, Weather: Fine, Rail Position: +5m 900m-W/Post

Section	Overall	1600m	1400m	1200m	1000m	800m	600m	400m	200m			
Section Times	1:49.71 [3] (0:13.94)	1:35.77 [2] (0:11.46)	1:24.31 [2] (0:11.67)	1:12.64 [2] (0:12.09)	1:00.55 [2] (0:12.36)	0:48.19 [2] (0:12.01)	0:36.18 [2] (0:11.80)	0:24.38 [1] (0:11.97)	0:12.41 [3] (0:12.41)			
Average Speed [km/h]	51.8	63.5	61.8	59.7	58.7	60.2	61.0	60.5	57.9			
Top Speed [km/h]	65.8	66.2	62.1	61.9	59.5	61.1	61.9	61.2	59.8			
Avg. Dist. to Rail [m]	6.3	2.0	2.4	2.6	1.8	1.8	0.3	1.8	1.6			
Avg. Stride Freq. [Hz]	2.3	2.3	2.2	2.2	2.1	2.2	2.2	2.3	2.2			
Avg. Stride Length [m]	6.3	7.6	7.7	7.7	7.7	7.7	7.7	7.4	7.3			



- [] Ranking at each section and finish
- .-.- No data available at this section
- NA No data available



Horse/Jockey Name	Devocean
Final Rank	4
Fastest Section Time (Section)	0:11.58 (800m)
Top Speed [km/h] (Section)	63.0 (600m)
Race State	Finished



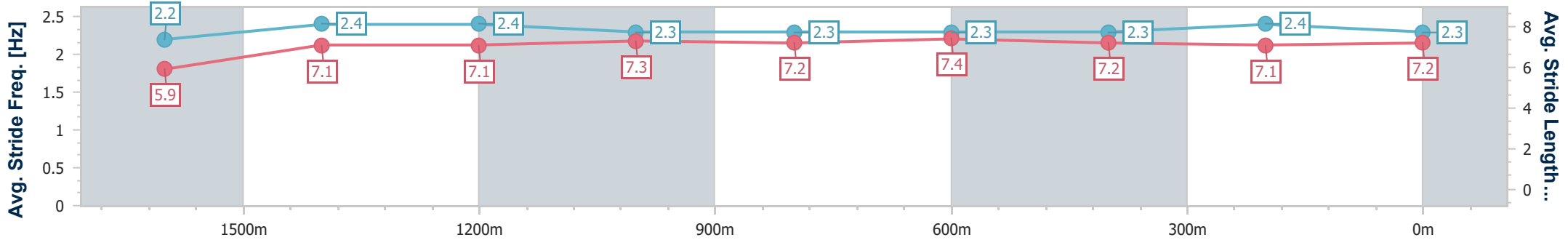
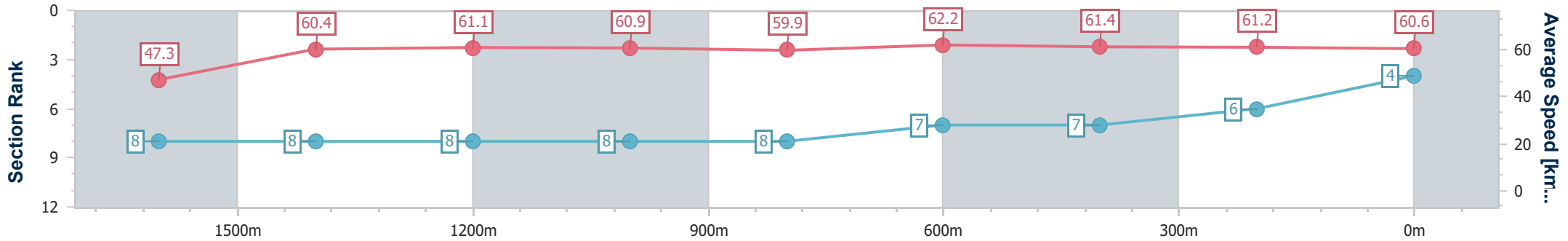
Aquis Park Gold Coast QLD Professional
Race 4: 92.5 TRIPLE M GOLD – GOOD TIMES & GREATEST HITS Class 3 Handicap - 1800m



02 November 2024 - 15:30

Track Rating: Soft 5, Weather: Fine, Rail Position: +5m 900m-W/Post

Section	Overall	1600m	1400m	1200m	1000m	800m	600m	400m	200m			
Section Times	1:49.87 [4] (0:15.24)	1:34.63 [8] (0:12.00)	1:22.63 [8] (0:11.81)	1:10.82 [8] (0:11.83)	0:58.99 [8] (0:12.04)	0:46.95 [8] (0:11.58)	0:35.37 [7] (0:11.67)	0:23.70 [7] (0:11.81)	0:11.89 [6] (0:11.89)			
Average Speed [km/h]	47.3	60.4	61.1	60.9	59.9	62.2	61.4	61.2	60.6			
Top Speed [km/h]	59.8	61.7	62.9	62.7	61.1	62.9	63.0	62.4	62.5			
Avg. Dist. to Rail [m]	0.6	1.0	2.3	2.3	0.7	0.5	0.4	0.8	2.7			
Avg. Stride Freq. [Hz]	2.2	2.4	2.4	2.3	2.3	2.3	2.3	2.4	2.3			
Avg. Stride Length [m]	5.9	7.1	7.1	7.3	7.2	7.4	7.2	7.1	7.2			



- [] Ranking at each section and finish
- .-.- No data available at this section
- NA No data available



Horse/Jockey Name	Showman
Final Rank	5
Fastest Section Time (Section)	0:11.64 (800m)
Top Speed [km/h] (Section)	63.5 (800m)
Race State	Finished



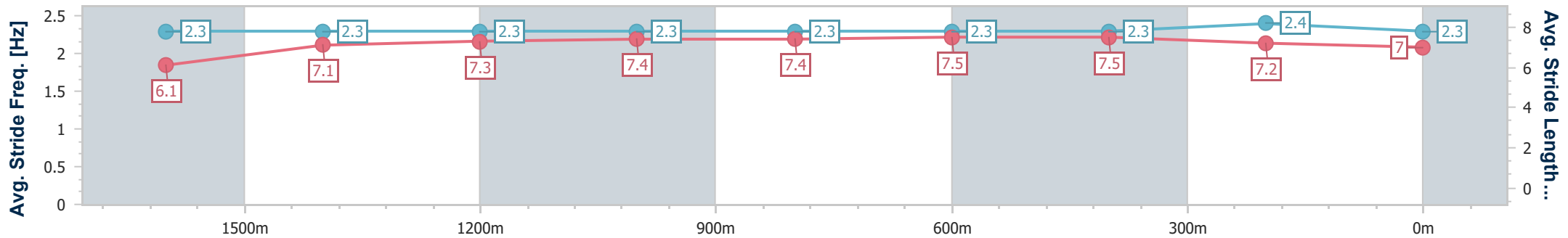
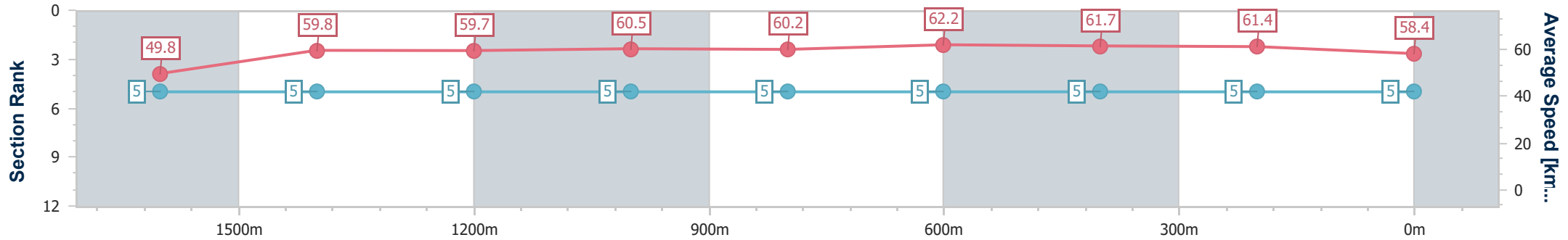
Aquis Park Gold Coast QLD Professional
Race 4: 92.5 TRIPLE M GOLD – GOOD TIMES & GREATEST HITS Class 3 Handicap - 1800m



02 November 2024 - 15:30

Track Rating: Soft 5, Weather: Fine, Rail Position: +5m 900m-W/Post

Section	Overall	1600m	1400m	1200m	1000m	800m	600m	400m	200m			
Section Times	1:49.88 [5] (0:14.51)	1:35.37 [5] (0:12.03)	1:23.34 [5] (0:12.07)	1:11.27 [5] (0:11.88)	0:59.39 [5] (0:12.03)	0:47.36 [5] (0:11.64)	0:35.72 [5] (0:11.73)	0:23.99 [5] (0:11.71)	0:12.28 [5] (0:12.28)			
Average Speed [km/h]	49.8	59.8	59.7	60.5	60.2	62.2	61.7	61.4	58.4			
Top Speed [km/h]	61.9	61.9	60.8	61.2	61.5	63.5	62.9	62.3	60.6			
Avg. Dist. to Rail [m]	1.0	0.6	0.7	0.8	1.0	1.6	0.8	0.5	1.4			
Avg. Stride Freq. [Hz]	2.3	2.3	2.3	2.3	2.3	2.3	2.3	2.4	2.3			
Avg. Stride Length [m]	6.1	7.1	7.3	7.4	7.4	7.5	7.5	7.2	7.0			



- [] Ranking at each section and finish
- .-.- No data available at this section
- NA No data available



Horse/Jockey Name	Power Ace
Final Rank	6
Fastest Section Time (Section)	0:11.39 (1600m)
Top Speed [km/h] (Section)	65.4 (1600m)
Race State	Finished



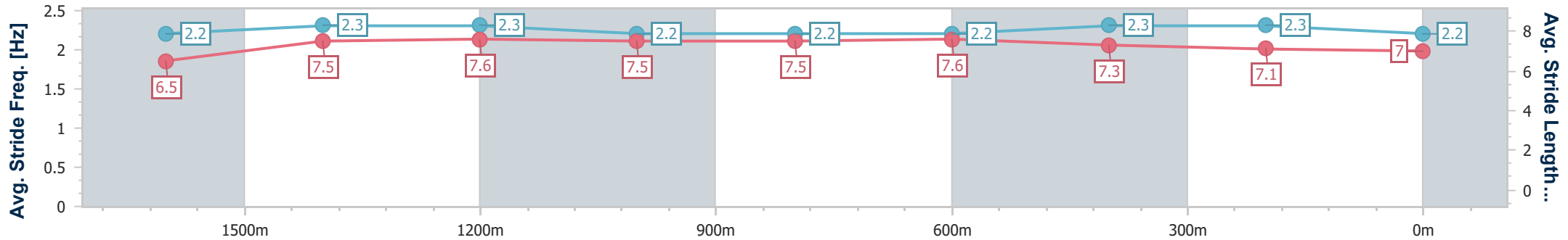
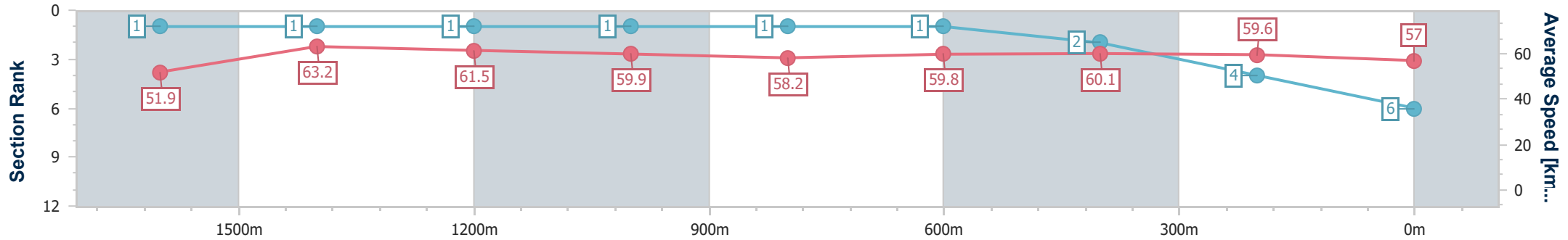
Aquis Park Gold Coast QLD Professional
Race 4: 92.5 TRIPLE M GOLD – GOOD TIMES & GREATEST HITS Class 3 Handicap - 1800m



02 November 2024 - 15:30

Track Rating: Soft 5, Weather: Fine, Rail Position: +5m 900m-W/Post

Section	Overall	1600m	1400m	1200m	1000m	800m	600m	400m	200m			
Section Times	1:50.03 [6] (0:13.93)	1:36.10 [1] (0:11.39)	1:24.71 [1] (0:11.70)	1:13.01 [1] (0:12.00)	1:01.01 [1] (0:12.37)	0:48.64 [1] (0:12.08)	0:36.56 [1] (0:11.88)	0:24.68 [2] (0:12.05)	0:12.63 [4] (0:12.63)			
Average Speed [km/h]	51.9	63.2	61.5	59.9	58.2	59.8	60.1	59.6	57.0			
Top Speed [km/h]	65.0	65.4	62.2	61.1	59.7	60.2	60.9	60.5	59.0			
Avg. Dist. to Rail [m]	4.0	0.9	0.3	0.1	0.5	0.4	1.0	0.9	1.1			
Avg. Stride Freq. [Hz]	2.2	2.3	2.3	2.2	2.2	2.2	2.3	2.3	2.2			
Avg. Stride Length [m]	6.5	7.5	7.6	7.5	7.5	7.6	7.3	7.1	7.0			



- [] Ranking at each section and finish
- .-.- No data available at this section
- NA No data available



Horse/Jockey Name	Contreras
Final Rank	7
Fastest Section Time (Section)	0:11.59 (800m)
Top Speed [km/h] (Section)	63.0 (800m)
Race State	Finished



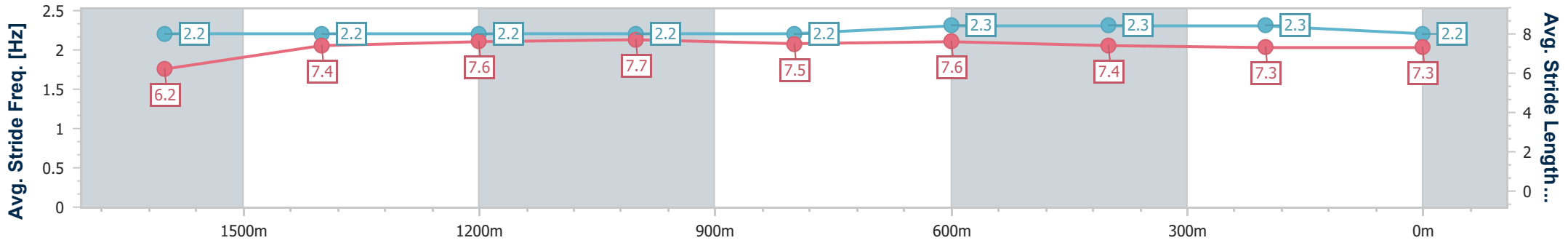
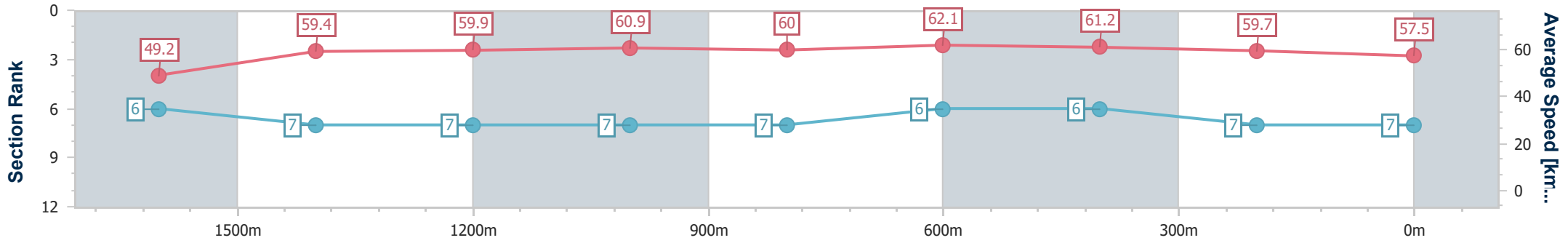
Aquis Park Gold Coast QLD Professional
 Race 4: 92.5 TRIPLE M GOLD – GOOD TIMES & GREATEST HITS Class 3 Handicap - 1800m



02 November 2024 - 15:30

Track Rating: Soft 5, Weather: Fine, Rail Position: +5m 900m-W/Post

Section	Overall	1600m	1400m	1200m	1000m	800m	600m	400m	200m			
Section Times	1:50.52 [7] (0:14.69)	1:35.83 [6] (0:12.18)	1:23.65 [7] (0:11.99)	1:11.66 [7] (0:11.86)	0:59.80 [7] (0:12.02)	0:47.78 [7] (0:11.59)	0:36.19 [6] (0:11.64)	0:24.55 [6] (0:12.05)	0:12.50 [7] (0:12.50)			
Average Speed [km/h]	49.2	59.4	59.9	60.9	60.0	62.1	61.2	59.7	57.5			
Top Speed [km/h]	61.7	61.7	60.7	61.4	61.7	63.0	62.5	60.7	59.2			
Avg. Dist. to Rail [m]	2.1	1.0	1.8	1.5	0.7	0.6	1.8	0.9	1.3			
Avg. Stride Freq. [Hz]	2.2	2.2	2.2	2.2	2.2	2.3	2.3	2.3	2.2			
Avg. Stride Length [m]	6.2	7.4	7.6	7.7	7.5	7.6	7.4	7.3	7.3			



- [] Ranking at each section and finish
- .-.- No data available at this section
- NA No data available



Horse/Jockey Name	Amalgamation
Final Rank	8
Fastest Section Time (Section)	0:11.83 (1200m)
Top Speed [km/h] (Section)	61.9 (800m)
Race State	Finished



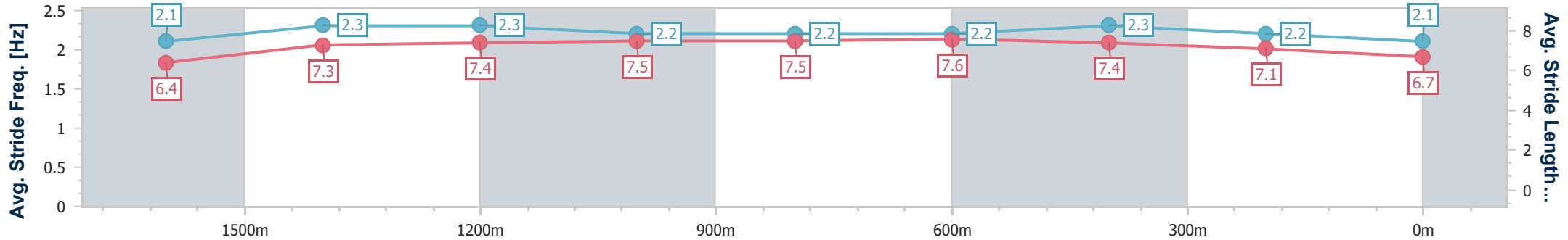
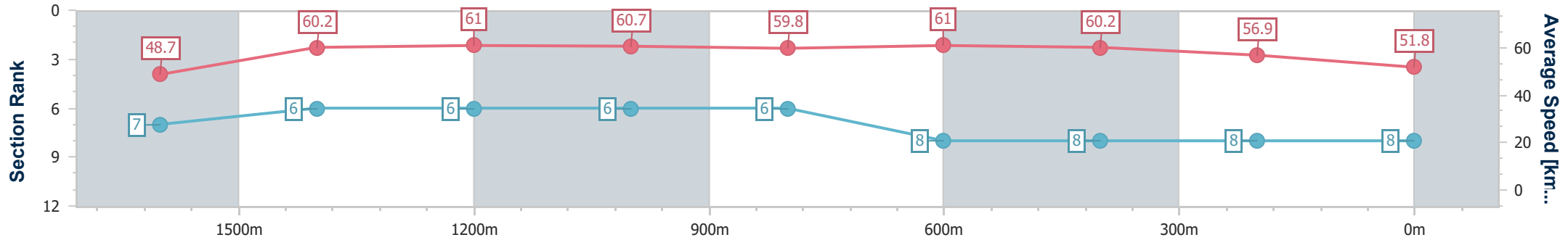
Aquis Park Gold Coast QLD Professional
Race 4: 92.5 TRIPLE M GOLD – GOOD TIMES & GREATEST HITS Class 3 Handicap - 1800m



02 November 2024 - 15:30

Track Rating: Soft 5, Weather: Fine, Rail Position: +5m 900m-W/Post

Section	Overall	1600m	1400m	1200m	1000m	800m	600m	400m	200m			
Section Times	1:53.15 [8] (0:14.79)	1:38.36 [7] (0:12.07)	1:26.29 [6] (0:11.84)	1:14.45 [6] (0:11.83)	1:02.62 [6] (0:12.14)	0:50.48 [6] (0:11.88)	0:38.60 [8] (0:12.06)	0:26.54 [8] (0:12.66)	0:13.88 [8] (0:13.88)			
Average Speed [km/h]	48.7	60.2	61.0	60.7	59.8	61.0	60.2	56.9	51.8			
Top Speed [km/h]	60.8	60.9	61.5	61.5	60.3	61.9	60.9	58.7	54.7			
Avg. Dist. to Rail [m]	3.9	1.7	1.7	1.5	1.2	2.1	1.4	2.3	2.7			
Avg. Stride Freq. [Hz]	2.1	2.3	2.3	2.2	2.2	2.2	2.3	2.2	2.1			
Avg. Stride Length [m]	6.4	7.3	7.4	7.5	7.5	7.6	7.4	7.1	6.7			



- [] Ranking at each section and finish
- .-.- No data available at this section
- NA No data available