



Eagle Farm QLD Professional
Race 1: Jonker First Yearlings 2025 QTIS Two-Years-Old Handicap - 1000m
02 November 2024 - 12:32



Track Rating: Good 4, Weather: Fine, Rail Position: +1m Entire

Section		Overall	800m	600m	400m	200m	Last 600m					
Field Times		0:57.83 (0:13.41)	0:44.42 (0:10.53)	0:33.89 (0:11.23)	0:22.66 (0:11.10)	0:11.56 (0:11.56)	0:33.89					
Rank	TAB Horse/Jockey	Barrier	Top Speed [km/h]	Fastest Section	Margin					Distance Travelled [m]		
1	9 STRAWBERRY SMASH Andrew Mallyon	3	68.2 800m	0:10.76 400m	0:57.83 [1] (0:13.75)	0:44.08 [7] (0:10.77)	0:33.31 [5] (0:10.99)	0:22.32 [4] (0:10.76)	0:11.56 [1] (0:11.56)	0:57.83	0:33.31	
2	3 LOCKYER Ryan Maloney	6	68.3 400m	0:10.75 400m	0:57.96 [2] (0:13.65)	0:44.31 [3] (0:10.85)	0:33.46 [4] (0:11.11)	0:22.35 [6] (0:10.75)	0:11.60 [2] (0:11.60)	0.77L	0:33.46	-1
3	8 MADDIE'S COMET Tahlia Fenlon	2	68.4 800m	0:10.67 800m	0:58.55 [3] (0:13.63)	0:44.92 [2] (0:10.67)	0:34.25 [2] (0:11.08)	0:23.17 [2] (0:11.02)	0:12.15 [3] (0:12.15)	4.28L	0:34.25	-2
4	1 CUDDLES FOR KIMMY Cody Collis	1	67.7 800m	0:10.67 800m	0:58.65 [4] (0:13.68)	0:44.97 [5] (0:10.67)	0:34.30 [3] (0:11.09)	0:23.21 [3] (0:11.19)	0:12.02 [5] (0:12.02)	4.84L	0:34.30	-10
5	5 MISHANI EXTREME Georgina Cartwright	9	68.0 Overall	0:11.03 600m	0:58.93 [5] (0:13.66)	0:45.27 [4] (0:11.05)	0:34.22 [8] (0:11.03)	0:23.19 [7] (0:11.10)	0:12.09 [7] (0:12.09)	6.5L	0:34.22	+2
6	2 DESTINYS SUMMIT Robbie Dolan	8	68.1 600m	0:10.88 800m	0:59.12 [6] (0:13.69)	0:45.43 [6] (0:10.88)	0:34.55 [6] (0:11.02)	0:23.53 [5] (0:11.15)	0:12.38 [6] (0:12.38)	7.62L	0:34.55	+1
7	7 LOVEBUG Samantha Collett	7	70.6 800m	0:10.53 800m	0:59.24 [7] (0:13.41)	0:45.83 [1] (0:10.53)	0:35.30 [1] (0:11.23)	0:24.07 [1] (0:11.34)	0:12.73 [4] (0:12.73)	8.3L	0:35.30	-6
8	4 OKANUI Boris Thornton	4	68.1 800m	0:10.72 800m	0:59.40 [8] (0:13.98)	0:45.42 [9] (0:10.72)	0:34.70 [7] (0:11.24)	0:23.46 [8] (0:11.19)	0:12.27 [8] (0:12.27)	9.29L	0:34.70	-7
9	6 DESTINYS PINNACLE Cejay Graham	5	67.1 800m	0:11.02 800m	0:59.54 [9] (0:13.82)	0:45.72 [8] (0:11.02)	0:34.70 [9] (0:11.20)	0:23.50 [9] (0:11.19)	0:12.31 [9] (0:12.31)	10.11L	0:34.70	-2

[] Ranking at each section and finish
 -:-:- No data available at this section
 NA No data available

SCN Saddle cloth number
 DNF Did not finish
 DNT Did not track



Horse/Jockey Name	Strawberry Smash
Final Rank	1
Fastest Section Time (Section)	0:10.76 (400m)
Top Speed [km/h] (Section)	68.2 (800m)
Race State	Finished



Eagle Farm QLD Professional
 Race 1: Jonker First Yearlings 2025 QTIS Two-Years-Old
 Handicap - 1000m

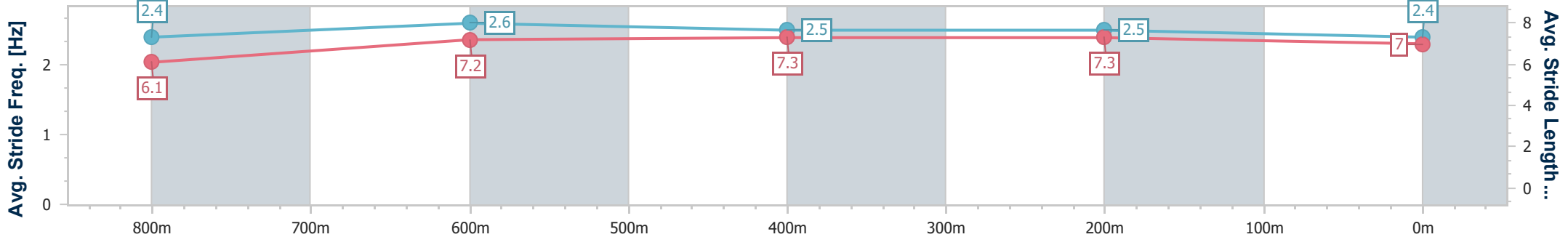
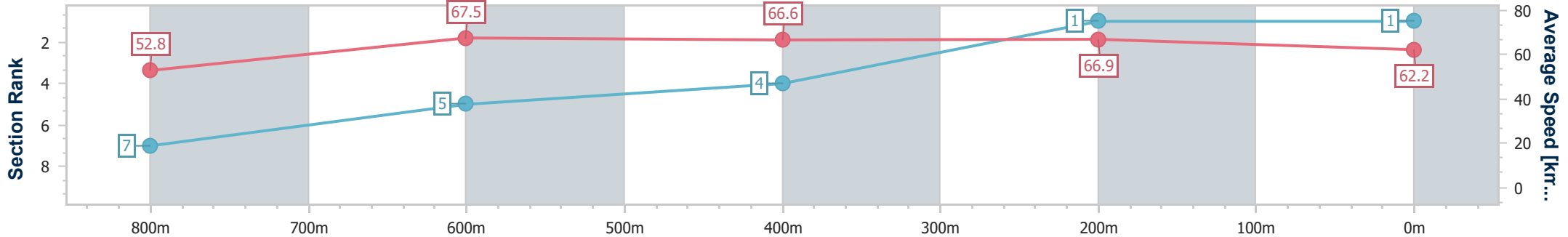


BRISBANE
 RACING CLUB

02 November 2024 - 12:32

Track Rating: Good 4, Weather: Fine, Rail Position: +1m Entire

Section	Overall	800m	600m	400m	200m
Section Times	0:57.83 [1] (0:13.75)	0:44.08 [7] (0:10.77)	0:33.31 [5] (0:10.99)	0:22.32 [4] (0:10.76)	0:11.56 [1] (0:11.56)
Average Speed [km/h]	52.8	67.5	66.6	66.9	62.2
Top Speed [km/h]	67.7	68.2	67.5	67.8	66.3
Avg. Dist. to Rail [m]	2.4	2.5	3.0	3.6	4.9
Avg. Stride Freq. [Hz]	2.4	2.6	2.5	2.5	2.4
Avg. Stride Length [m]	6.1	7.2	7.3	7.3	7.0



- [] Ranking at each section and finish
- .-.- No data available at this section
- NA No data available



Horse/Jockey Name	Lockyer
Final Rank	2
Fastest Section Time (Section)	0:10.75 (400m)
Top Speed [km/h] (Section)	68.3 (400m)
Race State	Finished

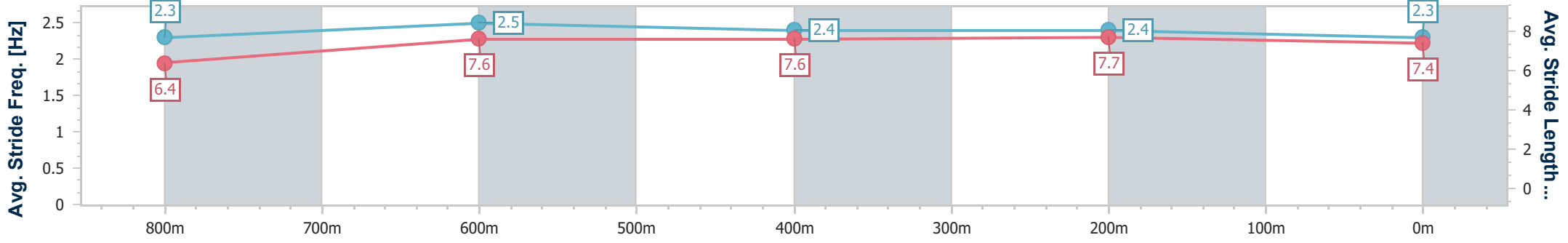
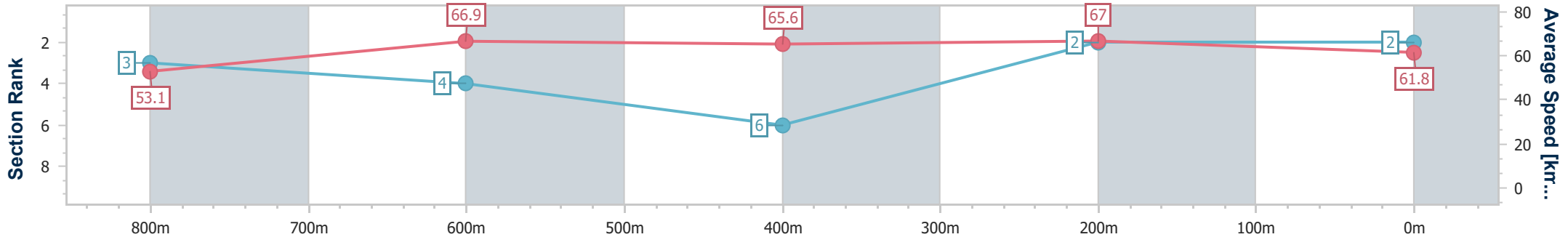


Eagle Farm QLD Professional
 Race 1: Jonker First Yearlings 2025 QTIS Two-Years-Old Handicap - 1000m
 02 November 2024 - 12:32
 Track Rating: Good 4, Weather: Fine, Rail Position: +1m Entire



BRISBANE RACING CLUB

Section	Overall	800m	600m	400m	200m
Section Times	0:57.96 [2] (0:13.65)	0:44.31 [3] (0:10.85)	0:33.46 [4] (0:11.11)	0:22.35 [6] (0:10.75)	0:11.60 [2] (0:11.60)
Average Speed [km/h]	53.1	66.9	65.6	67.0	61.8
Top Speed [km/h]	67.5	68.2	66.5	68.3	65.7
Avg. Dist. to Rail [m]	4.2	1.7	2.6	5.3	6.9
Avg. Stride Freq. [Hz]	2.3	2.5	2.4	2.4	2.3
Avg. Stride Length [m]	6.4	7.6	7.6	7.7	7.4



- [] Ranking at each section and finish
- .-.- No data available at this section
- NA No data available



Horse/Jockey Name	Maddie's Comet
Final Rank	3
Fastest Section Time (Section)	0:10.67 (800m)
Top Speed [km/h] (Section)	68.4 (800m)
Race State	Finished



Eagle Farm QLD Professional
Race 1: Jonker First Yearlings 2025 QTIS Two-Years-Old Handicap - 1000m

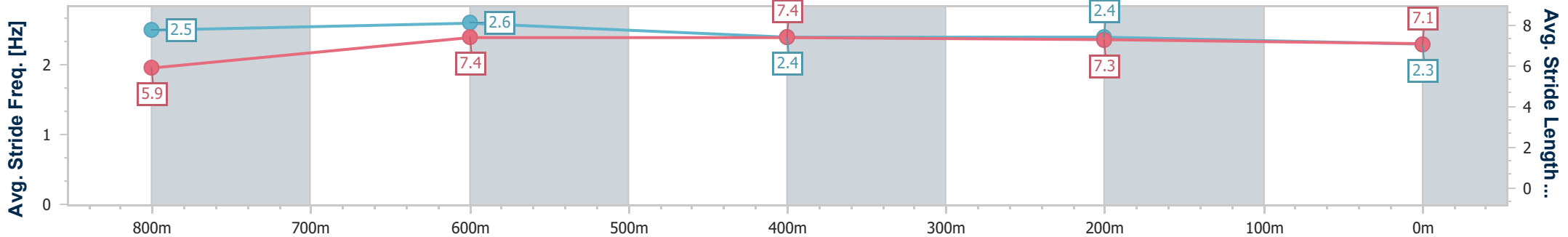
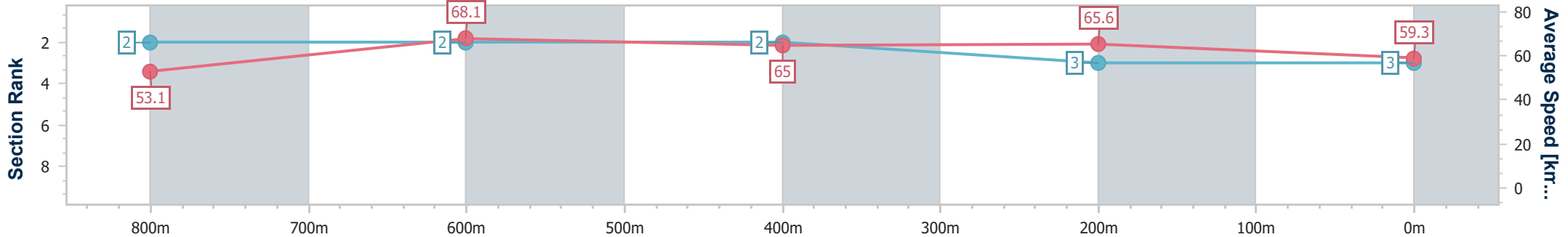
02 November 2024 - 12:32

Track Rating: Good 4, Weather: Fine, Rail Position: +1m Entire



BRISBANE RACING CLUB

Section	Overall	800m	600m	400m	200m
Section Times	0:58.55 [3] (0:13.63)	0:44.92 [2] (0:10.67)	0:34.25 [2] (0:11.08)	0:23.17 [2] (0:11.02)	0:12.15 [3] (0:12.15)
Average Speed [km/h]	53.1	68.1	65.0	65.6	59.3
Top Speed [km/h]	67.3	68.4	66.9	66.7	63.5
Avg. Dist. to Rail [m]	1.9	1.4	0.9	1.8	3.0
Avg. Stride Freq. [Hz]	2.5	2.6	2.4	2.4	2.3
Avg. Stride Length [m]	5.9	7.4	7.4	7.3	7.1



- [] Ranking at each section and finish
- .-.- No data available at this section
- NA No data available



Horse/Jockey Name	Cuddles For Kimmy
Final Rank	4
Fastest Section Time (Section)	0:10.67 (800m)
Top Speed [km/h] (Section)	67.7 (800m)
Race State	Finished

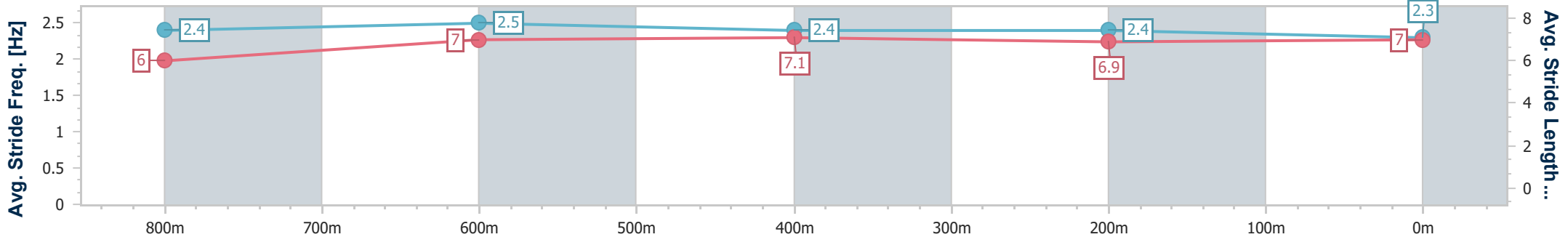
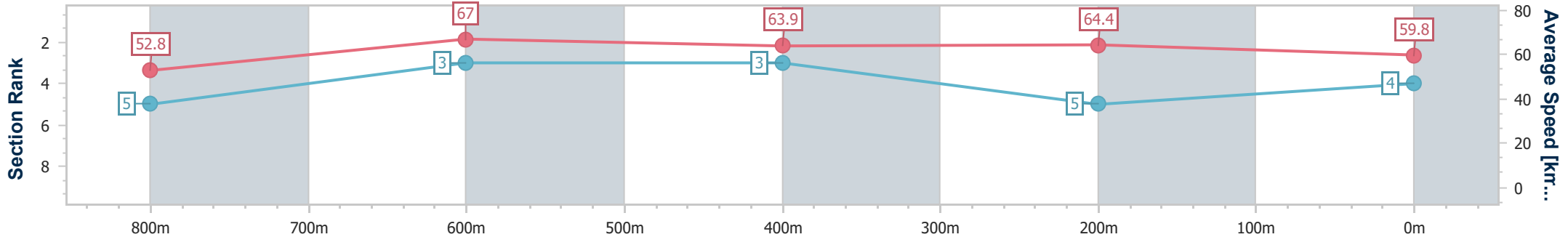


Eagle Farm QLD Professional
 Race 1: Jonker First Yearlings 2025 QTIS Two-Years-Old Handicap - 1000m
 02 November 2024 - 12:32
 Track Rating: Good 4, Weather: Fine, Rail Position: +1m Entire



BRISBANE RACING CLUB

Section	Overall	800m	600m	400m	200m
Section Times	0:58.65 [4] (0:13.68)	0:44.97 [5] (0:10.67)	0:34.30 [3] (0:11.09)	0:23.21 [3] (0:11.19)	0:12.02 [5] (0:12.02)
Average Speed [km/h]	52.8	67.0	63.9	64.4	59.8
Top Speed [km/h]	66.4	67.7	65.6	66.0	61.9
Avg. Dist. to Rail [m]	0.5	0.9	2.7	0.8	2.8
Avg. Stride Freq. [Hz]	2.4	2.5	2.4	2.4	2.3
Avg. Stride Length [m]	6.0	7.0	7.1	6.9	7.0



- [] Ranking at each section and finish
- .-.- No data available at this section
- NA No data available



Horse/Jockey Name	Mishani Extreme
Final Rank	5
Fastest Section Time (Section)	0:11.03 (600m)
Top Speed [km/h] (Section)	68.0 (Overall)
Race State	Finished



Eagle Farm QLD Professional
Race 1: Jonker First Yearlings 2025 QTIS Two-Years-Old Handicap - 1000m

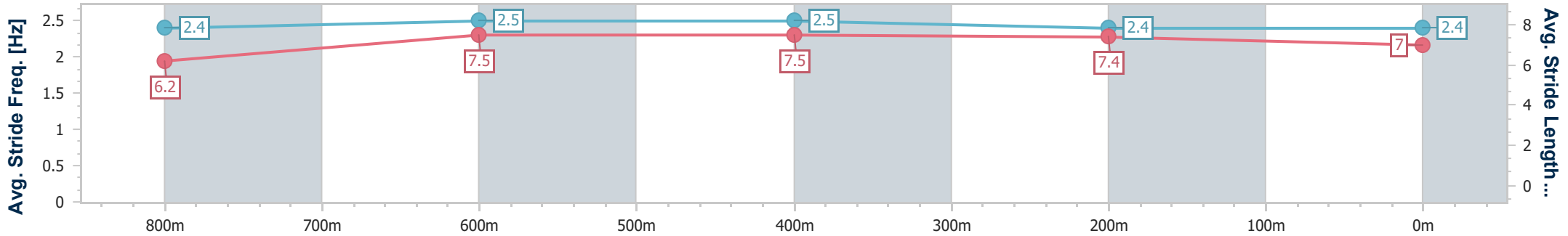
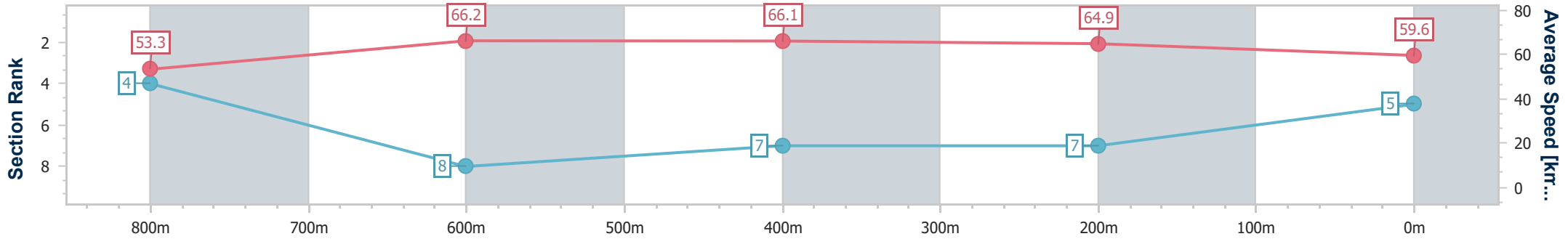
02 November 2024 - 12:32

Track Rating: Good 4, Weather: Fine, Rail Position: +1m Entire



BRISBANE RACING CLUB

Section	Overall	800m	600m	400m	200m
Section Times	0:58.93 [5] (0:13.66)	0:45.27 [4] (0:11.05)	0:34.22 [8] (0:11.03)	0:23.19 [7] (0:11.10)	0:12.09 [7] (0:12.09)
Average Speed [km/h]	53.3	66.2	66.1	64.9	59.6
Top Speed [km/h]	68.0	67.6	67.2	67.3	63.3
Avg. Dist. to Rail [m]	7.6	2.9	2.6	8.4	6.7
Avg. Stride Freq. [Hz]	2.4	2.5	2.5	2.4	2.4
Avg. Stride Length [m]	6.2	7.5	7.5	7.4	7.0



- [] Ranking at each section and finish
- .-.- No data available at this section
- NA No data available



Horse/Jockey Name	Destinys Summit
Final Rank	6
Fastest Section Time (Section)	0:10.88 (800m)
Top Speed [km/h] (Section)	68.1 (600m)
Race State	Finished



Eagle Farm QLD Professional
Race 1: Jonker First Yearlings 2025 QTIS Two-Years-Old Handicap - 1000m

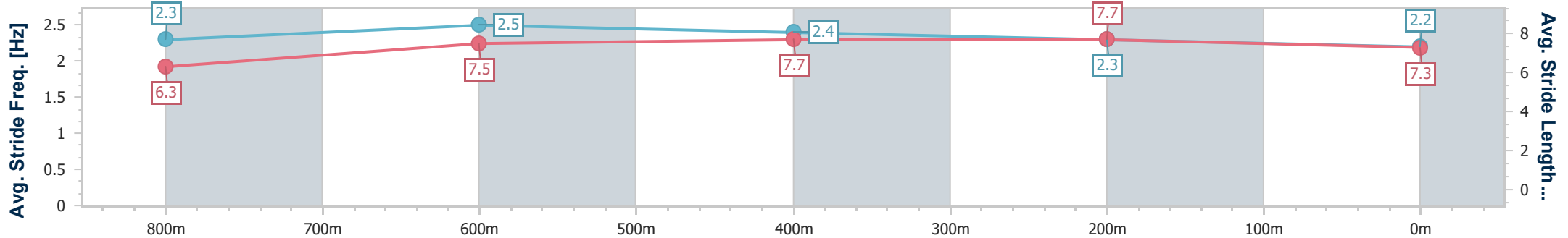
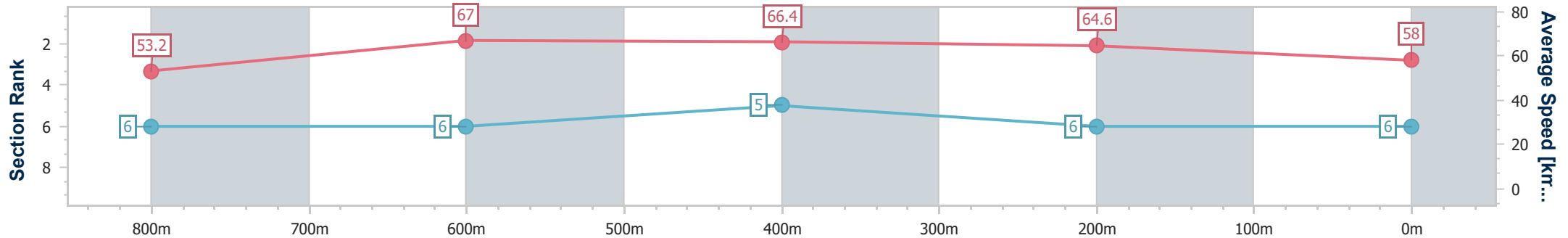
02 November 2024 - 12:32

Track Rating: Good 4, Weather: Fine, Rail Position: +1m Entire



BRISBANE RACING CLUB

Section	Overall	800m	600m	400m	200m
Section Times	0:59.12 [6] (0:13.69)	0:45.43 [6] (0:10.88)	0:34.55 [6] (0:11.02)	0:23.53 [5] (0:11.15)	0:12.38 [6] (0:12.38)
Average Speed [km/h]	53.2	67.0	66.4	64.6	58.0
Top Speed [km/h]	68.0	67.9	68.1	67.0	62.7
Avg. Dist. to Rail [m]	5.9	2.4	3.1	5.2	4.0
Avg. Stride Freq. [Hz]	2.3	2.5	2.4	2.3	2.2
Avg. Stride Length [m]	6.3	7.5	7.7	7.7	7.3



- [] Ranking at each section and finish
- .-.- No data available at this section
- NA No data available



Horse/Jockey Name	Lovebug
Final Rank	7
Fastest Section Time (Section)	0:10.53 (800m)
Top Speed [km/h] (Section)	70.6 (800m)
Race State	Finished



Eagle Farm QLD Professional
Race 1: Jonker First Yearlings 2025 QTIS Two-Years-Old
Handicap - 1000m

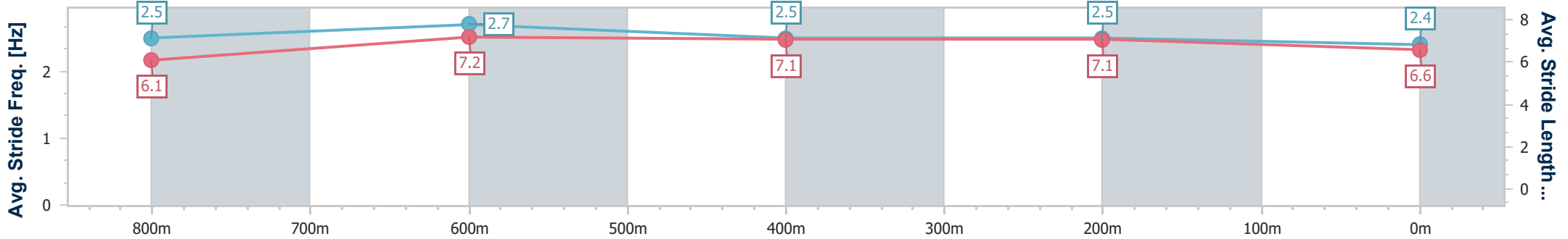
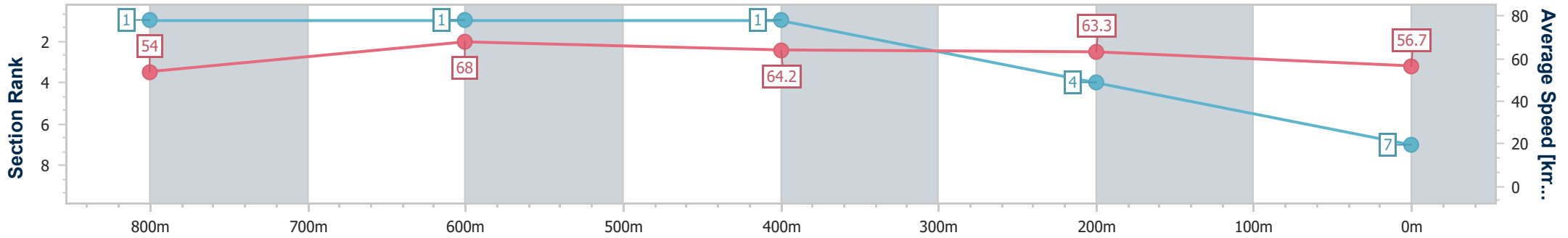
02 November 2024 - 12:32

Track Rating: Good 4, Weather: Fine, Rail Position: +1m Entire



BRISBANE
RACING CLUB

Section	Overall	800m	600m	400m	200m
Section Times	0:59.24 [7] (0:13.41)	0:45.83 [1] (0:10.53)	0:35.30 [1] (0:11.23)	0:24.07 [1] (0:11.34)	0:12.73 [4] (0:12.73)
Average Speed [km/h]	54.0	68.0	64.2	63.3	56.7
Top Speed [km/h]	68.3	70.6	66.5	64.9	60.7
Avg. Dist. to Rail [m]	4.7	1.3	0.5	1.1	0.8
Avg. Stride Freq. [Hz]	2.5	2.7	2.5	2.5	2.4
Avg. Stride Length [m]	6.1	7.2	7.1	7.1	6.6



- [] Ranking at each section and finish
- .-.- No data available at this section
- NA No data available



Horse/Jockey Name	Okanui
Final Rank	8
Fastest Section Time (Section)	0:10.72 (800m)
Top Speed [km/h] (Section)	68.1 (800m)
Race State	Finished



Eagle Farm QLD Professional
Race 1: Jonker First Yearlings 2025 QTIS Two-Years-Old Handicap - 1000m

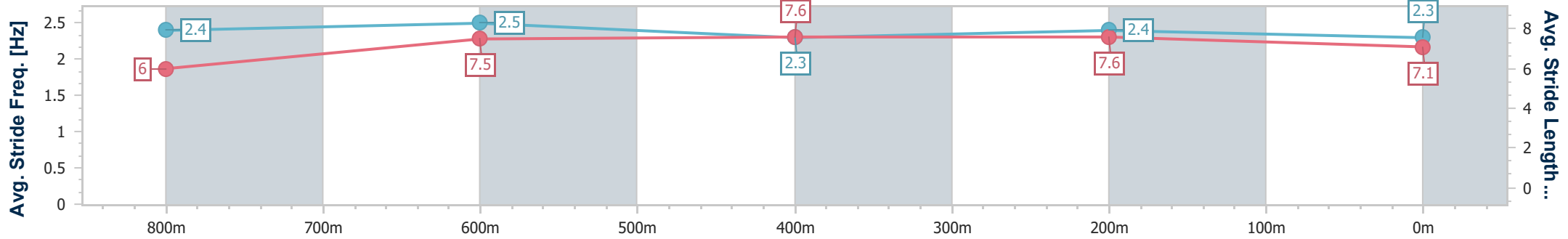
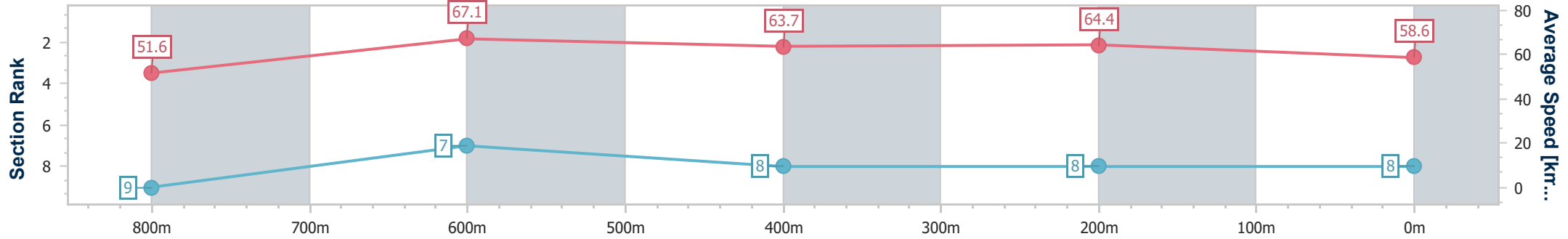
02 November 2024 - 12:32

Track Rating: Good 4, Weather: Fine, Rail Position: +1m Entire



BRISBANE RACING CLUB

Section	Overall	800m	600m	400m	200m
Section Times	0:59.40 [8] (0:13.98)	0:45.42 [9] (0:10.72)	0:34.70 [7] (0:11.24)	0:23.46 [8] (0:11.19)	0:12.27 [8] (0:12.27)
Average Speed [km/h]	51.6	67.1	63.7	64.4	58.6
Top Speed [km/h]	68.0	68.1	65.0	65.3	63.1
Avg. Dist. to Rail [m]	2.7	1.0	1.1	2.6	3.6
Avg. Stride Freq. [Hz]	2.4	2.5	2.3	2.4	2.3
Avg. Stride Length [m]	6.0	7.5	7.6	7.6	7.1



- [] Ranking at each section and finish
- .-.- No data available at this section
- NA No data available



Horse/Jockey Name	Destinys Pinnacle
Final Rank	9
Fastest Section Time (Section)	0:11.02 (800m)
Top Speed [km/h] (Section)	67.1 (800m)
Race State	Finished



Eagle Farm QLD Professional
Race 1: Jonker First Yearlings 2025 QTIS Two-Years-Old Handicap - 1000m

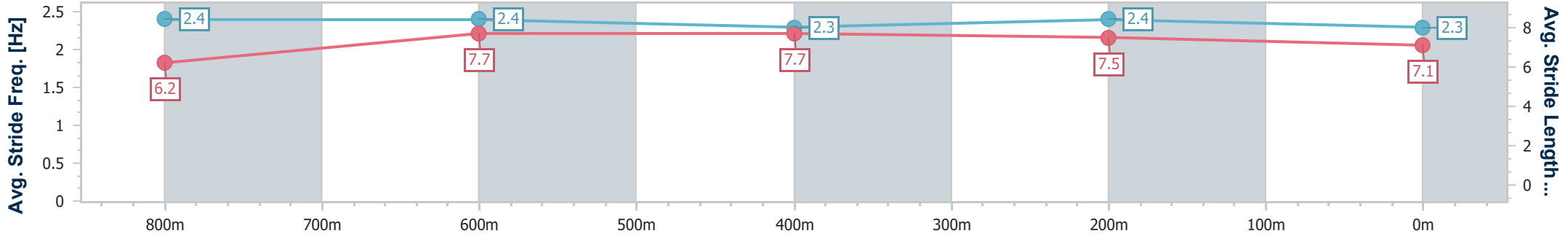
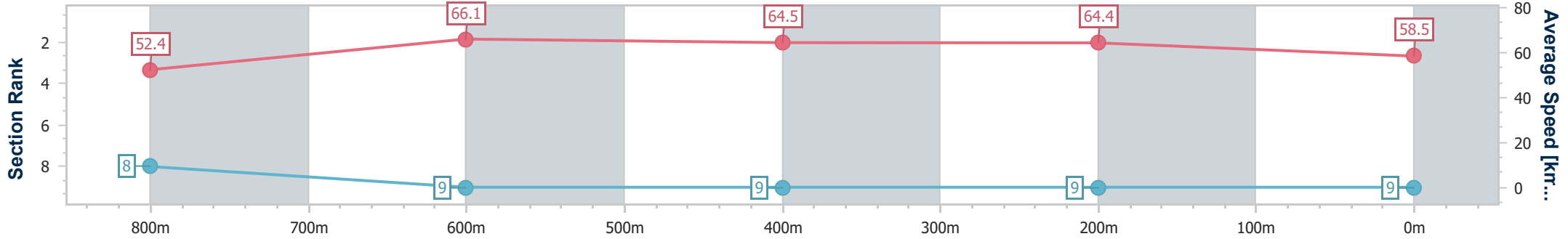


BRISBANE RACING CLUB

02 November 2024 - 12:32

Track Rating: Good 4, Weather: Fine, Rail Position: +1m Entire

Section	Overall	800m	600m	400m	200m
Section Times	0:59.54 [9] (0:13.82)	0:45.72 [8] (0:11.02)	0:34.70 [9] (0:11.20)	0:23.50 [9] (0:11.19)	0:12.31 [9] (0:12.31)
Average Speed [km/h]	52.4	66.1	64.5	64.4	58.5
Top Speed [km/h]	66.4	67.1	66.2	65.4	62.3
Avg. Dist. to Rail [m]	3.7	2.1	1.0	4.7	5.3
Avg. Stride Freq. [Hz]	2.4	2.4	2.3	2.4	2.3
Avg. Stride Length [m]	6.2	7.7	7.7	7.5	7.1



- [] Ranking at each section and finish
- .-.- No data available at this section
- NA No data available