



Eagle Farm QLD Professional

Race 7: Canadian Club BM78 Handicap - 1805m

02 November 2024 - 16:32



BRISBANE
RACING CLUB

Track Rating: Good 4, Weather: Fine, Rail Position: +1m Entire

Section	Field Times	Overall	1600m	1400m	1200m	1000m	800m	600m	Last 600m				
		1:48.42 (0:14.10)	1:34.32 (0:11.46)	1:22.86 (0:11.56)	1:11.30 (0:11.77)	0:59.53 (0:12.20)	0:47.33 (0:11.97)	0:35.36 (0:11.92)	0:35.36				
Rank	TAB Horse/Jockey	Barrier	Top Speed [km/h]	Fastest Section					Distance Travelled [m]				
1	3 KERCHAK Cody Collis	8	64.9 600m	0:11.29 400m	1:48.42 [1] (0:14.96)	1:33.46 [6] (0:11.58)	1:21.88 [6] (0:11.58)	1:10.30 [6] (0:11.87)	0:58.43 [6] (0:11.87)	0:46.56 [6] (0:11.92)	0:34.64 [6] (0:11.47)	0:34.64	
2	10 NAVAL SEAL Andrew Mallyon	2	64.6 1600m	0:11.43 1600m	1:48.91 [2] (0:14.72)	1:34.19 [4] (0:11.43)	1:22.76 [4] (0:11.66)	1:11.10 [4] (0:11.91)	0:59.19 [5] (0:11.97)	0:47.22 [5] (0:11.99)	0:35.23 [5] (0:11.70)	0:35.23	-4
3	11 INDY ROSE WARRIOR Robbie Dolan	4	63.8 1600m	0:11.39 1600m	1:48.98 [3] (0:14.34)	1:34.64 [2] (0:11.39)	1:23.25 [2] (0:11.59)	1:11.66 [2] (0:11.81)	0:59.85 [2] (0:12.11)	0:47.74 [2] (0:11.93)	0:35.81 [2] (0:11.81)	0:35.81	-6
4	2 WAIRERE FALLS Emily Lang	1	63.6 400m	0:11.47 1600m	1:49.15 [4] (0:14.76)	1:34.39 [5] (0:11.47)	1:22.92 [5] (0:11.62)	1:11.30 [5] (0:11.84)	0:59.46 [4] (0:11.93)	0:47.53 [4] (0:11.84)	0:35.69 [4] (0:11.78)	0:35.69	-8
5	8 EVOCATOR Luke Dempsey	7	66.8 400m	0:11.00 400m	1:49.23 [5] (0:15.32)	1:33.91 [8] (0:11.57)	1:22.34 [8] (0:11.62)	1:10.72 [8] (0:11.89)	0:58.83 [8] (0:11.85)	0:46.98 [8] (0:11.99)	0:34.99 [8] (0:11.53)	0:34.99	+0
6	1 KORUTO Jake Molloy	6	64.3 1600m	0:11.52 1600m	1:49.37 [6] (0:15.08)	1:34.29 [7] (0:11.52)	1:22.77 [7] (0:11.57)	1:11.20 [7] (0:11.89)	0:59.31 [7] (0:11.84)	0:47.47 [7] (0:11.92)	0:35.55 [7] (0:11.60)	0:35.55	-9
7	6 PAGATO Bailey Wheeler	3	64.2 1600m	0:11.46 1600m	1:51.51 [7] (0:14.10)	1:37.41 [1] (0:11.46)	1:25.95 [1] (0:11.56)	1:14.39 [1] (0:11.77)	1:02.62 [1] (0:12.20)	0:50.42 [1] (0:11.97)	0:38.45 [1] (0:12.00)	0:38.45	-8
8	9 JOHNNY DASH Martin Harley	5	67.5 1600m	0:11.31 1600m	1:54.83 [8] (0:14.57)	1:40.26 [3] (0:11.31)	1:28.95 [3] (0:11.66)	1:17.29 [3] (0:11.89)	1:05.40 [3] (0:12.02)	0:53.38 [3] (0:11.99)	0:41.39 [3] (0:12.42)	0:41.39	+1

Scratched: Belvedere Boys (#5), Twigman (#7), Chayse 'N' Artie (#4)

[] Ranking at each section and finish
 -:-:- No data available at this section
 NA No data available

SCN Saddle cloth number
 DNF Did not finish
 DNT Did not track



Eagle Farm QLD Professional

Race 7: Canadian Club BM78 Handicap - 1805m

02 November 2024 - 16:32



BRISBANE
RACING CLUB

Track Rating: Good 4, Weather: Fine, Rail Position: +1m Entire

Section				400m	200m			Last 600m			
Field Times				0:23.44 (0:11.56)	0:11.88 (0:11.88)			0:35.36			
Rank	TAB	Horse/Jockey	Barrier	Top Speed [km/h]	Fastest Section	Margin				Distance Travelled [m]	
1	3	KERCHAK Cody Collis	8	64.9 600m	0:11.29 400m	0:23.17 [4] (0:11.29)	0:11.88 [1] (0:11.88)	1:48.42		0:34.64	
2	10	NAVAL SEAL Andrew Mallyon	2	64.6 1600m	0:11.43 1600m	0:23.53 [5] (0:11.46)	0:12.07 [4] (0:12.07)	2.85L		0:35.23	-4
3	11	INDY ROSE WARRIOR Robbie Dolan	4	63.8 1600m	0:11.39 1600m	0:24.00 [1] (0:11.79)	0:12.21 [2] (0:12.21)	3.27L		0:35.81	-6
4	2	WAIRERE FALLS Emily Lang	1	63.6 400m	0:11.47 1600m	0:23.91 [3] (0:11.63)	0:12.28 [5] (0:12.28)	4.25L		0:35.69	-8
5	8	EVOCATOR Luke Dempsey	7	66.8 400m	0:11.00 400m	0:23.46 [7] (0:11.00)	0:12.46 [3] (0:12.46)	4.73L		0:34.99	+0
6	1	KORUTO Jake Molloy	6	64.3 1600m	0:11.52 1600m	0:23.95 [6] (0:11.53)	0:12.42 [6] (0:12.42)	5.56L		0:35.55	-9
7	6	PAGATO Bailey Wheeler	3	64.2 1600m	0:11.46 1600m	0:26.45 [2] (0:12.54)	0:13.91 [7] (0:13.91)	18.14L		0:38.45	-8
8	9	JOHNNY DASH Martin Harley	5	67.5 1600m	0:11.31 1600m	0:28.97 [8] (0:13.47)	0:15.50 [8] (0:15.50)	37.67L		0:41.39	+1

Scratched: Belvedere Boys (#5), Twigman (#7), Chayse 'N' Artie (#4)



Horse/Jockey Name	Kerchak
Final Rank	1
Fastest Section Time (Section)	0:11.29 (400m)
Top Speed [km/h] (Section)	64.9 (600m)
Race State	Finished



Eagle Farm QLD Professional
Race 7: Canadian Club BM78 Handicap - 1805m

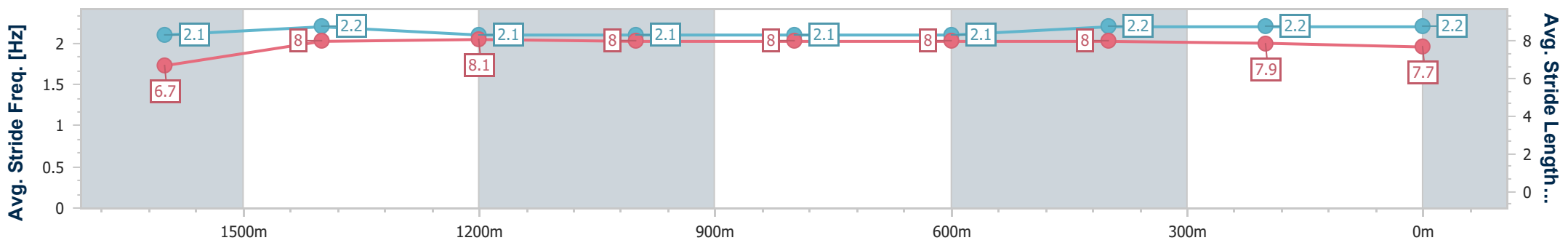
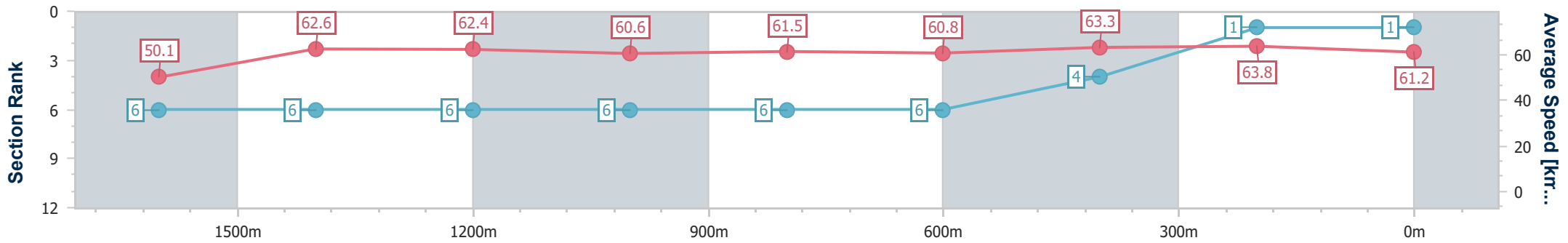
02 November 2024 - 16:32

Track Rating: Good 4, Weather: Fine, Rail Position: +1m Entire



BRISBANE
RACING CLUB

Section	Overall	1600m	1400m	1200m	1000m	800m	600m	400m	200m
Section Times	1:48.42 [1] (0:14.96)	1:33.46 [6] (0:11.58)	1:21.88 [6] (0:11.58)	1:10.30 [6] (0:11.87)	0:58.43 [6] (0:11.87)	0:46.56 [6] (0:11.92)	0:34.64 [6] (0:11.47)	0:23.17 [4] (0:11.29)	0:11.88 [1] (0:11.88)
Average Speed [km/h]	50.1	62.6	62.4	60.6	61.5	60.8	63.3	63.8	61.2
Top Speed [km/h]	60.4	63.7	63.8	62.0	62.1	61.9	64.9	64.8	61.8
Avg. Dist. to Rail [m]	5.9	2.5	2.4	2.7	2.3	1.6	2.2	5.3	6.7
Avg. Stride Freq. [Hz]	2.1	2.2	2.1	2.1	2.1	2.1	2.1	2.2	2.2
Avg. Stride Length [m]	6.7	8.0	8.1	8.0	8.0	8.0	8.0	7.9	7.7



- [] Ranking at each section and finish
- .-.- No data available at this section
- NA No data available



Horse/Jockey Name	Naval Seal
Final Rank	2
Fastest Section Time (Section)	0:11.43 (1600m)
Top Speed [km/h] (Section)	64.6 (1600m)
Race State	Finished



Eagle Farm QLD Professional
Race 7: Canadian Club BM78 Handicap - 1805m

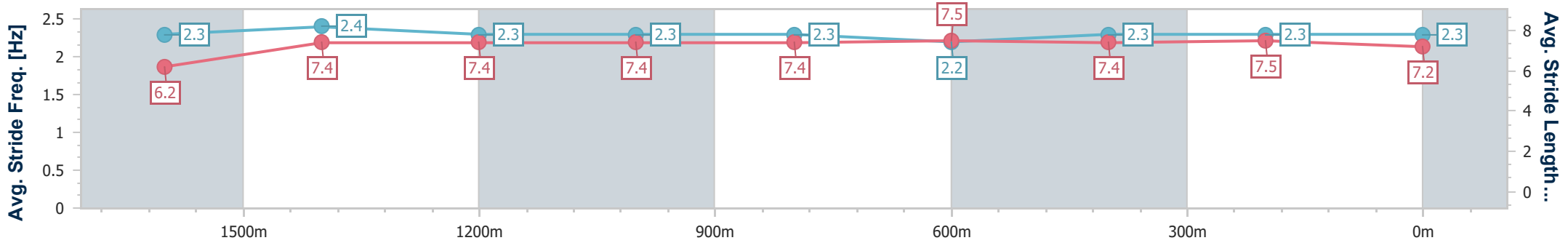
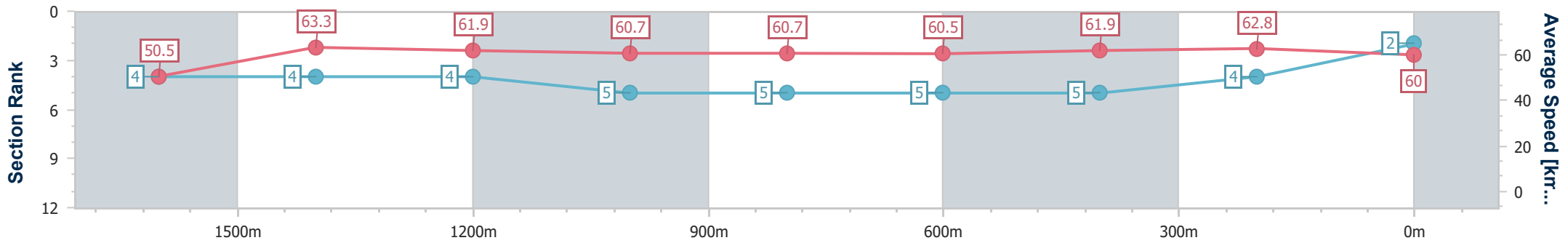
02 November 2024 - 16:32

Track Rating: Good 4, Weather: Fine, Rail Position: +1m Entire



BRISBANE
RACING CLUB

Section	Overall	1600m	1400m	1200m	1000m	800m	600m	400m	200m
Section Times	1:48.91 [2] (0:14.72)	1:34.19 [4] (0:11.43)	1:22.76 [4] (0:11.66)	1:11.10 [4] (0:11.91)	0:59.19 [5] (0:11.97)	0:47.22 [5] (0:11.99)	0:35.23 [5] (0:11.70)	0:23.53 [5] (0:11.46)	0:12.07 [4] (0:12.07)
Average Speed [km/h]	50.5	63.3	61.9	60.7	60.7	60.5	61.9	62.8	60.0
Top Speed [km/h]	60.7	64.6	63.5	60.8	61.8	60.9	64.1	64.2	62.0
Avg. Dist. to Rail [m]	3.5	2.1	2.3	2.7	2.3	1.3	1.0	5.0	6.1
Avg. Stride Freq. [Hz]	2.3	2.4	2.3	2.3	2.3	2.2	2.3	2.3	2.3
Avg. Stride Length [m]	6.2	7.4	7.4	7.4	7.4	7.5	7.4	7.5	7.2



- [] Ranking at each section and finish
- .-.- No data available at this section
- NA No data available



Horse/Jockey Name	Indy Rose Warrior
Final Rank	3
Fastest Section Time (Section)	0:11.39 (1600m)
Top Speed [km/h] (Section)	63.8 (1600m)
Race State	Finished



Eagle Farm QLD Professional
Race 7: Canadian Club BM78 Handicap - 1805m

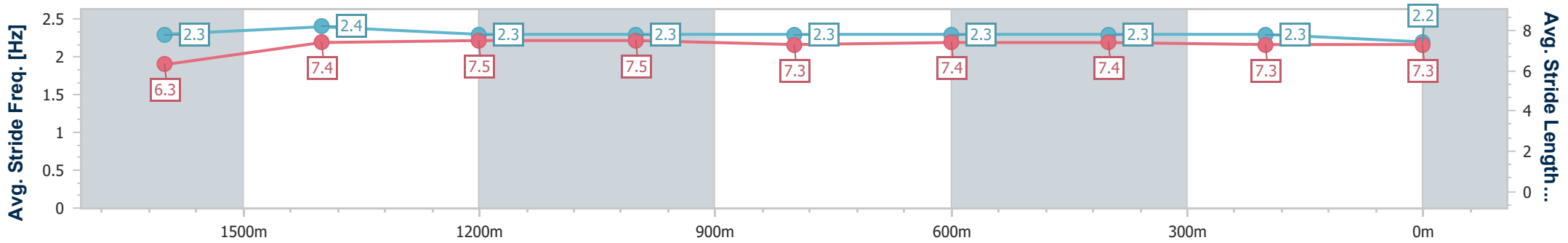
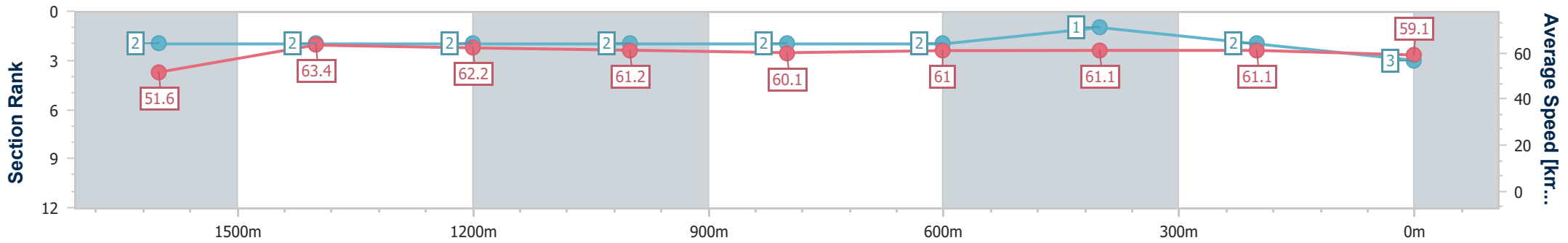
02 November 2024 - 16:32

Track Rating: Good 4, Weather: Fine, Rail Position: +1m Entire



BRISBANE
RACING CLUB

Section	Overall	1600m	1400m	1200m	1000m	800m	600m	400m	200m
Section Times	1:48.98 [3] (0:14.34)	1:34.64 [2] (0:11.39)	1:23.25 [2] (0:11.59)	1:11.66 [2] (0:11.81)	0:59.85 [2] (0:12.11)	0:47.74 [2] (0:11.93)	0:35.81 [2] (0:11.81)	0:24.00 [1] (0:11.79)	0:12.21 [2] (0:12.21)
Average Speed [km/h]	51.6	63.4	62.2	61.2	60.1	61.0	61.1	61.1	59.1
Top Speed [km/h]	62.1	63.8	63.7	61.3	60.8	61.6	61.5	62.6	61.6
Avg. Dist. to Rail [m]	3.9	0.9	1.7	2.1	2.4	1.9	0.8	2.6	3.7
Avg. Stride Freq. [Hz]	2.3	2.4	2.3	2.3	2.3	2.3	2.3	2.3	2.2
Avg. Stride Length [m]	6.3	7.4	7.5	7.5	7.3	7.4	7.4	7.3	7.3



- [] Ranking at each section and finish
- .-.- No data available at this section
- NA No data available



Horse/Jockey Name	Wairere Falls
Final Rank	4
Fastest Section Time (Section)	0:11.47 (1600m)
Top Speed [km/h] (Section)	63.6 (400m)
Race State	Finished



Eagle Farm QLD Professional

Race 7: Canadian Club BM78 Handicap - 1805m

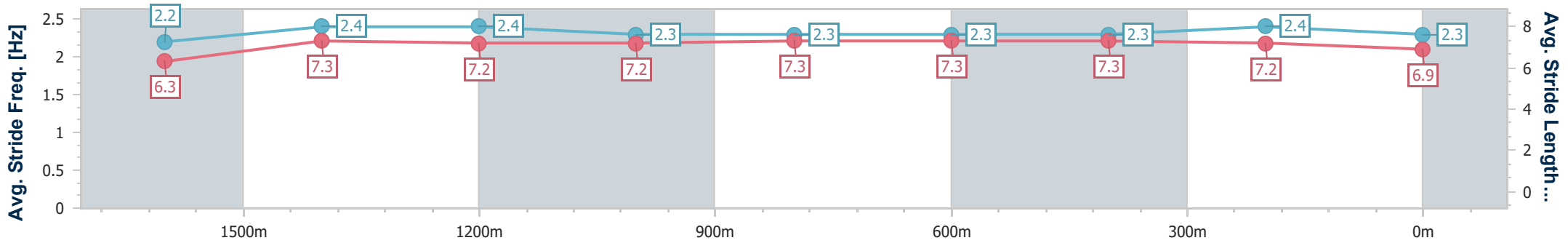
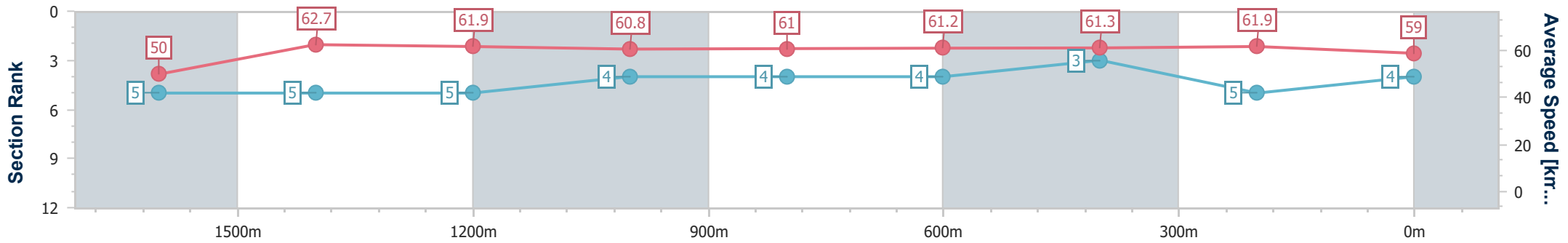
02 November 2024 - 16:32

Track Rating: Good 4, Weather: Fine, Rail Position: +1m Entire



BRISBANE RACING CLUB

Section	Overall	1600m	1400m	1200m	1000m	800m	600m	400m	200m
Section Times	1:49.15 [4] (0:14.76)	1:34.39 [5] (0:11.47)	1:22.92 [5] (0:11.62)	1:11.30 [5] (0:11.84)	0:59.46 [4] (0:11.93)	0:47.53 [4] (0:11.84)	0:35.69 [4] (0:11.78)	0:23.91 [3] (0:11.63)	0:12.28 [5] (0:12.28)
Average Speed [km/h]	50.0	62.7	61.9	60.8	61.0	61.2	61.3	61.9	59.0
Top Speed [km/h]	60.8	63.4	62.7	61.2	61.8	61.6	62.6	63.6	60.2
Avg. Dist. to Rail [m]	2.1	0.4	0.9	1.6	1.7	1.3	0.8	3.6	3.7
Avg. Stride Freq. [Hz]	2.2	2.4	2.4	2.3	2.3	2.3	2.3	2.4	2.3
Avg. Stride Length [m]	6.3	7.3	7.2	7.2	7.3	7.3	7.3	7.2	6.9



- [] Ranking at each section and finish
- .-.- No data available at this section
- NA No data available



Horse/Jockey Name	Evocator
Final Rank	5
Fastest Section Time (Section)	0:11.00 (400m)
Top Speed [km/h] (Section)	66.8 (400m)
Race State	Finished



Eagle Farm QLD Professional
Race 7: Canadian Club BM78 Handicap - 1805m

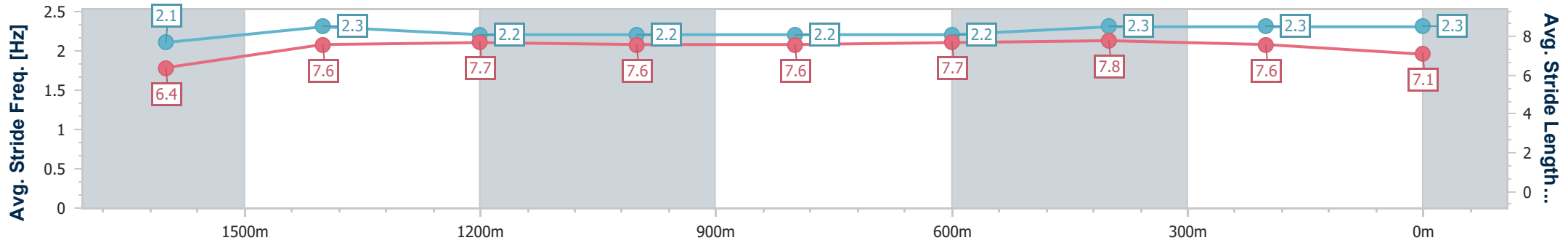
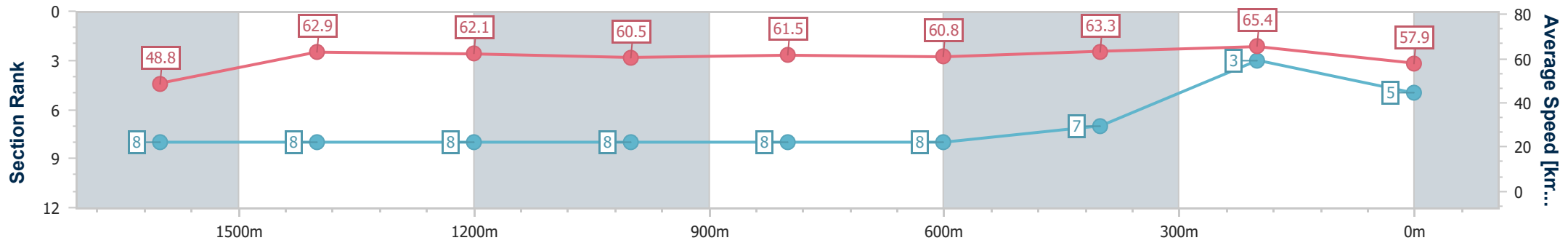
02 November 2024 - 16:32

Track Rating: Good 4, Weather: Fine, Rail Position: +1m Entire



BRISBANE RACING CLUB

Section	Overall	1600m	1400m	1200m	1000m	800m	600m	400m	200m
Section Times	1:49.23 [5] (0:15.32)	1:33.91 [8] (0:11.57)	1:22.34 [8] (0:11.62)	1:10.72 [8] (0:11.89)	0:58.83 [8] (0:11.85)	0:46.98 [8] (0:11.99)	0:34.99 [8] (0:11.53)	0:23.46 [7] (0:11.00)	0:12.46 [3] (0:12.46)
Average Speed [km/h]	48.8	62.9	62.1	60.5	61.5	60.8	63.3	65.4	57.9
Top Speed [km/h]	61.8	64.3	64.1	62.1	62.7	61.7	64.8	66.8	63.6
Avg. Dist. to Rail [m]	6.1	2.6	2.3	2.6	2.4	2.1	2.9	6.5	7.1
Avg. Stride Freq. [Hz]	2.1	2.3	2.2	2.2	2.2	2.2	2.3	2.3	2.3
Avg. Stride Length [m]	6.4	7.6	7.7	7.6	7.6	7.7	7.8	7.6	7.1



- [] Ranking at each section and finish
- .-.- No data available at this section
- NA No data available



Horse/Jockey Name	Koruto
Final Rank	6
Fastest Section Time (Section)	0:11.52 (1600m)
Top Speed [km/h] (Section)	64.3 (1600m)
Race State	Finished



Eagle Farm QLD Professional
Race 7: Canadian Club BM78 Handicap - 1805m

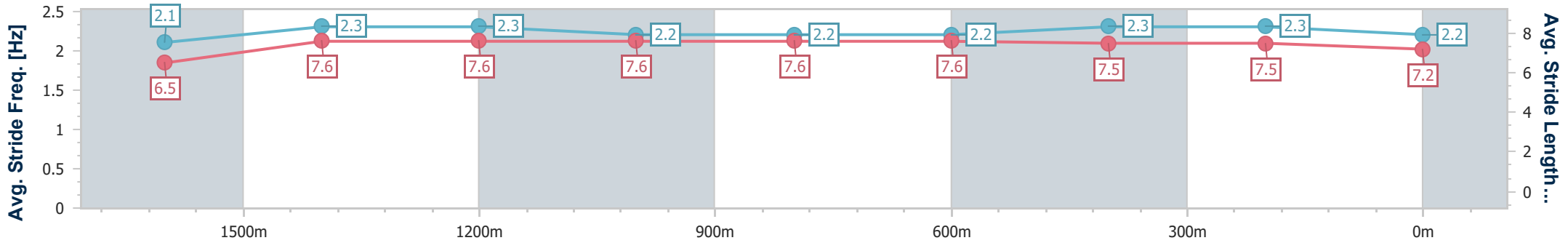
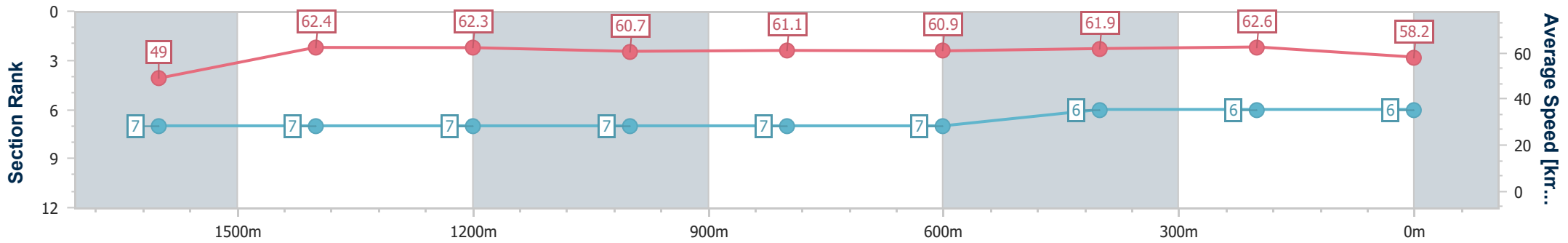
02 November 2024 - 16:32

Track Rating: Good 4, Weather: Fine, Rail Position: +1m Entire



BRISBANE
RACING CLUB

Section	Overall	1600m	1400m	1200m	1000m	800m	600m	400m	200m
Section Times	1:49.37 [6] (0:15.08)	1:34.29 [7] (0:11.52)	1:22.77 [7] (0:11.57)	1:11.20 [7] (0:11.89)	0:59.31 [7] (0:11.84)	0:47.47 [7] (0:11.92)	0:35.55 [7] (0:11.60)	0:23.95 [6] (0:11.53)	0:12.42 [6] (0:12.42)
Average Speed [km/h]	49.0	62.4	62.3	60.7	61.1	60.9	61.9	62.6	58.2
Top Speed [km/h]	60.0	64.3	63.5	61.7	62.0	61.7	63.4	63.7	61.6
Avg. Dist. to Rail [m]	4.3	0.3	0.6	1.5	1.5	1.1	0.3	2.2	2.3
Avg. Stride Freq. [Hz]	2.1	2.3	2.3	2.2	2.2	2.2	2.3	2.3	2.2
Avg. Stride Length [m]	6.5	7.6	7.6	7.6	7.6	7.6	7.5	7.5	7.2



- [] Ranking at each section and finish
- .-.- No data available at this section
- NA No data available



Horse/Jockey Name	Pagato
Final Rank	7
Fastest Section Time (Section)	0:11.46 (1600m)
Top Speed [km/h] (Section)	64.2 (1600m)
Race State	Finished



Eagle Farm QLD Professional

Race 7: Canadian Club BM78 Handicap - 1805m

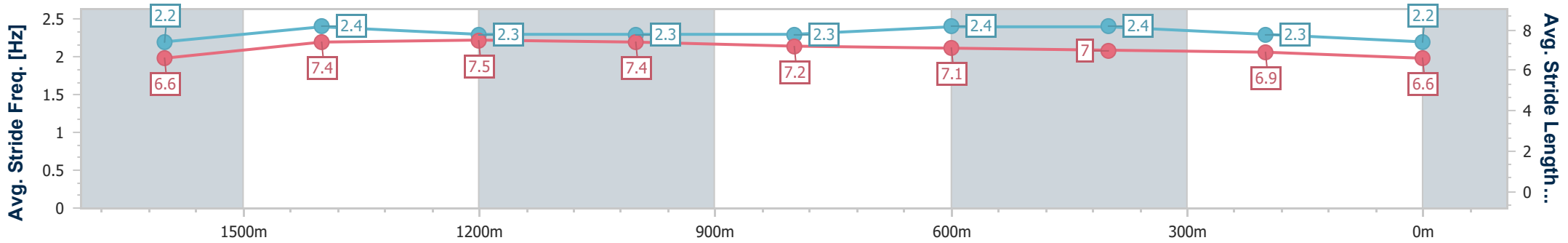
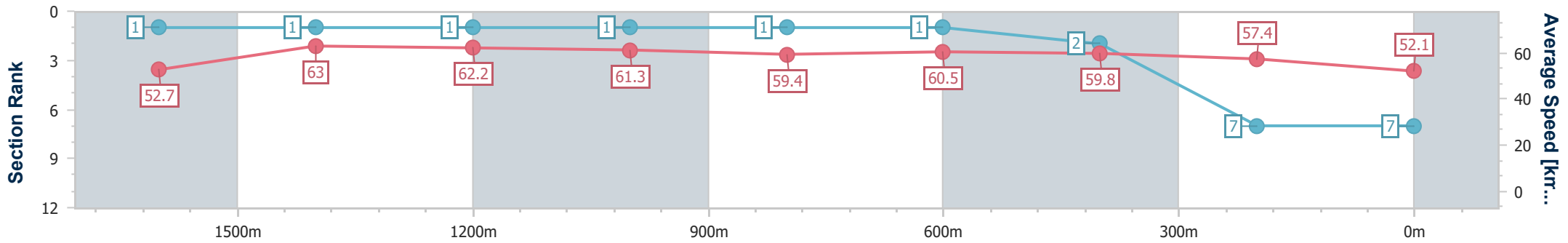
02 November 2024 - 16:32

Track Rating: Good 4, Weather: Fine, Rail Position: +1m Entire



BRISBANE RACING CLUB

Section	Overall	1600m	1400m	1200m	1000m	800m	600m	400m	200m
Section Times	1:51.51 [7] (0:14.10)	1:37.41 [1] (0:11.46)	1:25.95 [1] (0:11.56)	1:14.39 [1] (0:11.77)	1:02.62 [1] (0:12.20)	0:50.42 [1] (0:11.97)	0:38.45 [1] (0:12.00)	0:26.45 [2] (0:12.54)	0:13.91 [7] (0:13.91)
Average Speed [km/h]	52.7	63.0	62.2	61.3	59.4	60.5	59.8	57.4	52.1
Top Speed [km/h]	62.2	64.2	63.6	62.0	60.4	61.1	60.8	59.6	54.6
Avg. Dist. to Rail [m]	3.4	0.9	1.6	1.8	1.3	1.0	0.6	0.3	0.5
Avg. Stride Freq. [Hz]	2.2	2.4	2.3	2.3	2.3	2.4	2.4	2.3	2.2
Avg. Stride Length [m]	6.6	7.4	7.5	7.4	7.2	7.1	7.0	6.9	6.6



- [] Ranking at each section and finish
- .-.- No data available at this section
- NA No data available



Horse/Jockey Name	Johnny Dash
Final Rank	8
Fastest Section Time (Section)	0:11.31 (1600m)
Top Speed [km/h] (Section)	67.5 (1600m)
Race State	Finished



Eagle Farm QLD Professional
Race 7: Canadian Club BM78 Handicap - 1805m

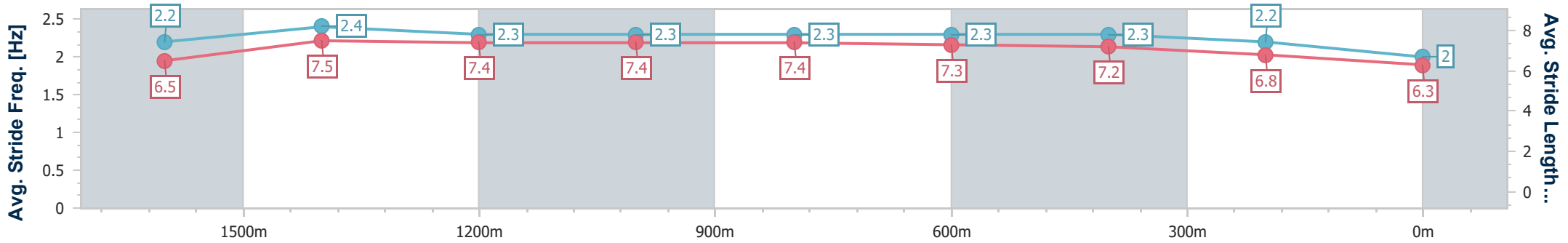
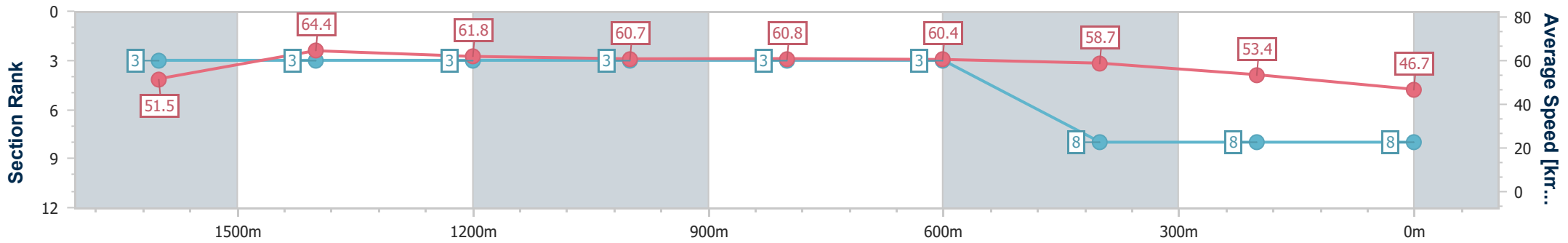
02 November 2024 - 16:32

Track Rating: Good 4, Weather: Fine, Rail Position: +1m Entire



BRISBANE
RACING CLUB

Section	Overall	1600m	1400m	1200m	1000m	800m	600m	400m	200m				
Section Times	1:54.83 [8] (0:14.57)	1:40.26 [3] (0:11.31)	1:28.95 [3] (0:11.66)	1:17.29 [3] (0:11.89)	1:05.40 [3] (0:12.02)	0:53.38 [3] (0:11.99)	0:41.39 [3] (0:12.42)	0:28.97 [8] (0:13.47)	0:15.50 [8] (0:15.50)				
Average Speed [km/h]	51.5	64.4	61.8	60.7	60.8	60.4	58.7	53.4	46.7				
Top Speed [km/h]	67.4	67.5	62.7	61.1	60.9	61.0	60.0	57.7	48.8				
Avg. Dist. to Rail [m]	6.3	3.3	2.7	3.0	2.6	1.9	2.1	6.3	5.0				
Avg. Stride Freq. [Hz]	2.2	2.4	2.3	2.3	2.3	2.3	2.3	2.2	2.0				
Avg. Stride Length [m]	6.5	7.5	7.4	7.4	7.4	7.3	7.2	6.8	6.3				



- [] Ranking at each section and finish
- .-.- No data available at this section
- NA No data available