



Eagle Farm QLD Professional

Race 8: Ladbrokes Own Spring BM78 Handicap - 1400m

02 November 2024 - 17:12



BRISBANE
RACING CLUB

Track Rating: Good 4, Weather: Fine, Rail Position: +1m Entire

Section		Overall	1200m	1000m	800m	600m	400m	Last 600m				
Field Times		1:23.72 (0:14.19)	1:09.53 (0:11.39)	0:58.14 (0:11.54)	0:46.60 (0:11.87)	0:34.73 (0:11.70)	0:23.03 (0:11.06)	0:34.73				
Rank	TAB Horse/Jockey	Barrier	Top Speed [km/h]	Fastest Section	Distance Travelled [m]							
1	11 AMERICAN PRESIDENT Luke Tarrant	6	65.4 400m	0:11.15 400m	1:23.72 [1] (0:14.19)	1:09.53 [1] (0:11.39)	0:58.14 [1] (0:11.54)	0:46.60 [1] (0:11.87)	0:34.73 [1] (0:11.70)	0:23.03 [1] (0:11.15)	0:34.73	
2	6 OUR MAGNUS Cody Collis	5	66.5 600m	0:11.07 400m	1:23.74 [2] (0:14.35)	1:09.39 [2] (0:11.56)	0:57.83 [2] (0:11.62)	0:46.21 [2] (0:11.72)	0:34.49 [2] (0:11.45)	0:23.04 [2] (0:11.07)	0:34.49	-2
3	9 OCEAN ZAR Nikita Beriman	4	66.7 400m	0:10.97 400m	1:23.74 [3] (0:14.62)	1:09.12 [3] (0:11.76)	0:57.36 [3] (0:11.74)	0:45.62 [4] (0:11.47)	0:34.15 [4] (0:11.19)	0:22.96 [3] (0:10.97)	0:34.15	-2
4	7 STARRY EYES Ron Stewart	7	66.0 400m	0:11.15 400m	1:24.12 [4] (0:14.85)	1:09.27 [5] (0:11.80)	0:57.47 [5] (0:11.65)	0:45.82 [5] (0:11.42)	0:34.40 [5] (0:11.27)	0:23.13 [5] (0:11.15)	0:34.40	-4
5	8 TEXAS Samantha Collett	3	66.9 400m	0:10.97 400m	1:24.29 [5] (0:14.95)	1:09.34 [6] (0:11.78)	0:57.56 [6] (0:11.57)	0:45.99 [6] (0:11.63)	0:34.36 [6] (0:11.19)	0:23.17 [6] (0:10.97)	0:34.36	-8
6	1 ENCODER Boris Thornton	1	66.1 400m	0:11.21 400m	1:24.39 [6] (0:14.67)	1:09.72 [4] (0:11.79)	0:57.93 [4] (0:11.63)	0:46.30 [3] (0:11.49)	0:34.81 [3] (0:11.26)	0:23.55 [4] (0:11.21)	0:34.81	-11

Scratched: Rainbow Connection (#3), Anythink Goes (#4), Naval Trader (#2), Tojaki (#5), Zakiyya (#10)

[] Ranking at each section and finish
 -:-:- No data available at this section
 NA No data available

SCN Saddle cloth number
 DNF Did not finish
 DNT Did not track



Eagle Farm QLD Professional

Race 8: Ladbrokes Own Spring BM78 Handicap - 1400m

02 November 2024 - 17:12



BRISBANE
RACING CLUB

Track Rating: Good 4, Weather: Fine, Rail Position: +1m Entire

Section				200m				Last 600m	
Field Times				0:11.97 (0:11.97)				0:34.73	
Rank	TAB	Horse/Jockey	Barrier	Top Speed [km/h]	Fastest Section	Margin			Distance Travelled [m]
1	11	AMERICAN PRESIDENT Luke Tarrant	6	65.4 400m	0:11.15 400m	0:11.88 [3] (0:11.88)	1:23.72		0:34.73
2	6	OUR MAGNUS Cody Collis	5	66.5 600m	0:11.07 400m	0:11.97 [2] (0:11.97)	0.09L		0:34.49 -2
3	9	OCEAN ZAR Nikita Beriman	4	66.7 400m	0:10.97 400m	0:11.99 [1] (0:11.99)	0.12L		0:34.15 -2
4	7	STARRY EYES Ron Stewart	7	66.0 400m	0:11.15 400m	0:11.98 [6] (0:11.98)	2.36L		0:34.40 -4
5	8	TEXAS Samantha Collett	3	66.9 400m	0:10.97 400m	0:12.20 [5] (0:12.20)	3.32L		0:34.36 -8
6	1	ENCODER Boris Thornton	1	66.1 400m	0:11.21 400m	0:12.34 [4] (0:12.34)	3.91L		0:34.81 -11

Scratched: Rainbow Connection (#3), Anythink Goes (#4), Naval Trader (#2), Tojaki (#5), Zakiyya (#10)



Horse/Jockey Name	American President
Final Rank	1
Fastest Section Time (Section)	0:11.15 (400m)
Top Speed [km/h] (Section)	65.4 (400m)
Race State	Finished



Eagle Farm QLD Professional

Race 8: Ladbrokes Own Spring BM78 Handicap - 1400m

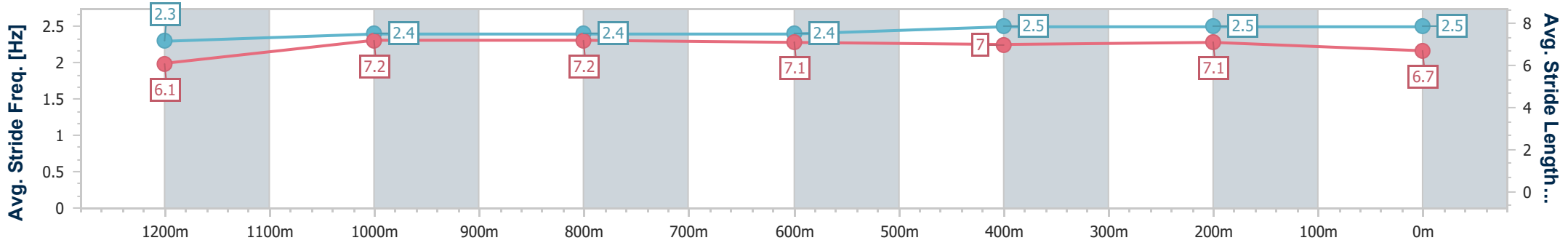
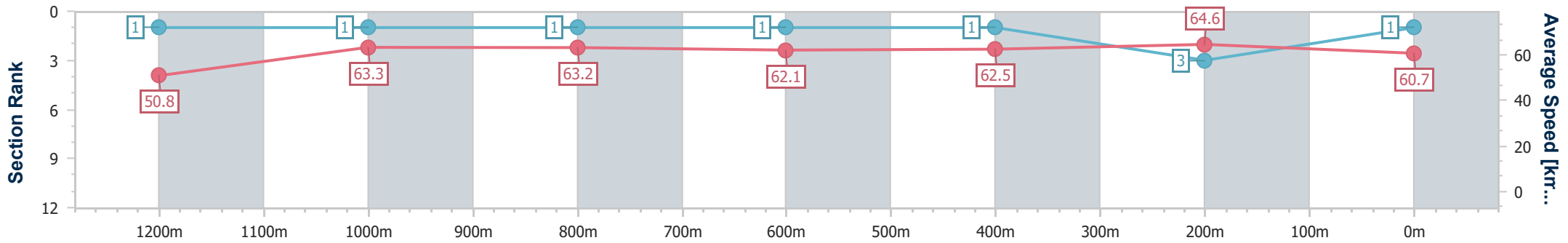
02 November 2024 - 17:12

Track Rating: Good 4, Weather: Fine, Rail Position: +1m Entire



BRISBANE RACING CLUB

Section	Overall	1200m	1000m	800m	600m	400m	200m
Section Times	1:23.72 [1] (0:14.19)	1:09.53 [1] (0:11.39)	0:58.14 [1] (0:11.54)	0:46.60 [1] (0:11.87)	0:34.73 [1] (0:11.70)	0:23.03 [1] (0:11.15)	0:11.88 [3] (0:11.88)
Average Speed [km/h]	50.8	63.3	63.2	62.1	62.5	64.6	60.7
Top Speed [km/h]	64.1	64.6	64.1	63.2	65.1	65.4	63.2
Avg. Dist. to Rail [m]	5.3	1.2	2.4	5.6	2.9	0.8	2.2
Avg. Stride Freq. [Hz]	2.3	2.4	2.4	2.4	2.5	2.5	2.5
Avg. Stride Length [m]	6.1	7.2	7.2	7.1	7.0	7.1	6.7



- [] Ranking at each section and finish
- .-.- No data available at this section
- NA No data available



Horse/Jockey Name	Our Magnus
Final Rank	2
Fastest Section Time (Section)	0:11.07 (400m)
Top Speed [km/h] (Section)	66.5 (600m)
Race State	Finished



Eagle Farm QLD Professional

Race 8: Ladbrokes Own Spring BM78 Handicap - 1400m

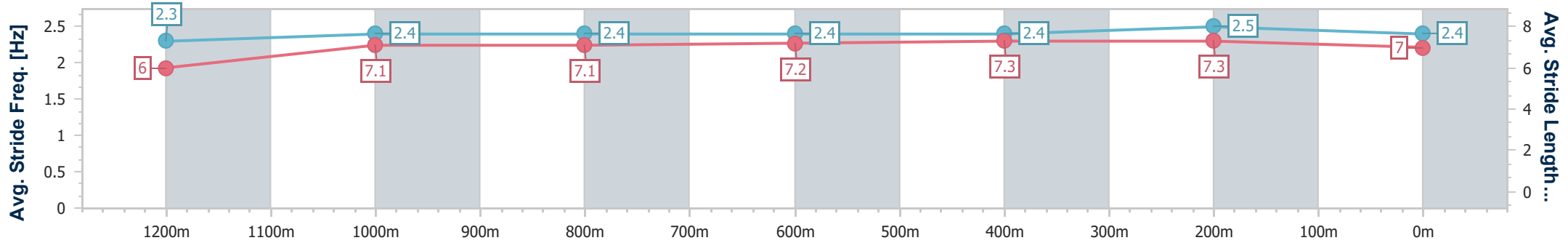
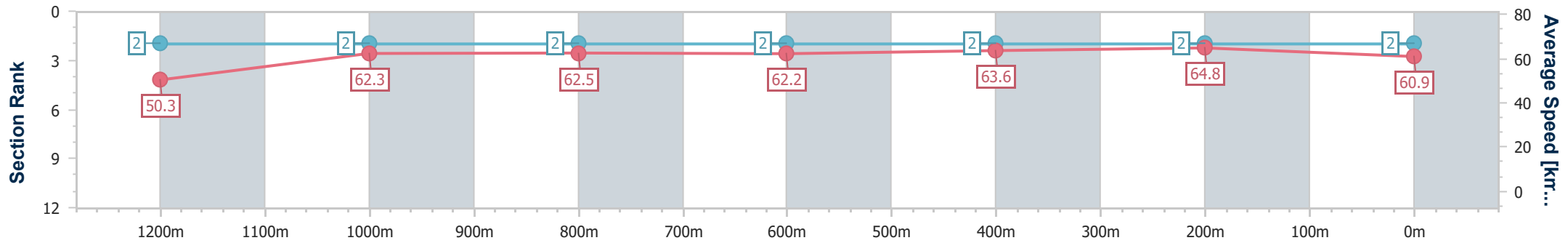
02 November 2024 - 17:12

Track Rating: Good 4, Weather: Fine, Rail Position: +1m Entire



BRISBANE RACING CLUB

Section	Overall	1200m	1000m	800m	600m	400m	200m
Section Times	1:23.74 [2] (0:14.35)	1:09.39 [2] (0:11.56)	0:57.83 [2] (0:11.62)	0:46.21 [2] (0:11.72)	0:34.49 [2] (0:11.45)	0:23.04 [2] (0:11.07)	0:11.97 [2] (0:11.97)
Average Speed [km/h]	50.3	62.3	62.5	62.2	63.6	64.8	60.9
Top Speed [km/h]	62.8	63.2	63.9	63.9	66.5	66.5	64.5
Avg. Dist. to Rail [m]	4.1	1.4	1.0	3.2	2.3	2.5	2.0
Avg. Stride Freq. [Hz]	2.3	2.4	2.4	2.4	2.4	2.5	2.4
Avg. Stride Length [m]	6.0	7.1	7.1	7.2	7.3	7.3	7.0



- [] Ranking at each section and finish
- .-.- No data available at this section
- NA No data available



Horse/Jockey Name	Ocean Zar
Final Rank	3
Fastest Section Time (Section)	0:10.97 (400m)
Top Speed [km/h] (Section)	66.7 (400m)
Race State	Finished



Eagle Farm QLD Professional

Race 8: Ladbrokes Own Spring BM78 Handicap - 1400m

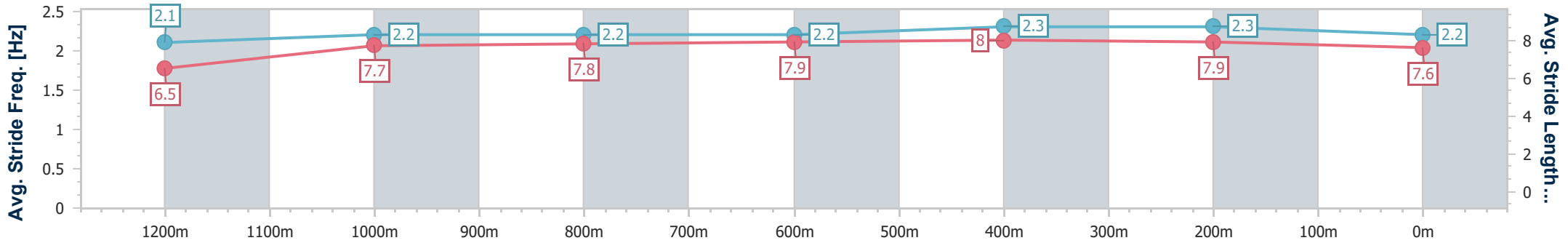
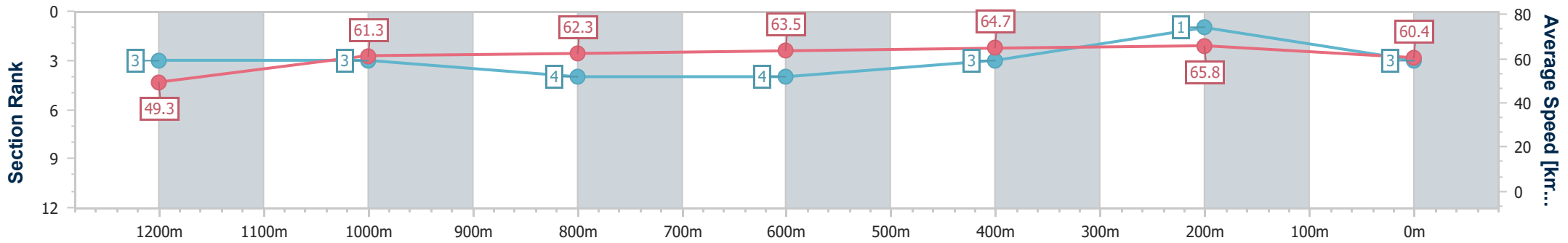
02 November 2024 - 17:12

Track Rating: Good 4, Weather: Fine, Rail Position: +1m Entire



BRISBANE RACING CLUB

Section	Overall	1200m	1000m	800m	600m	400m	200m
Section Times	1:23.74 [3] (0:14.62)	1:09.12 [3] (0:11.76)	0:57.36 [3] (0:11.74)	0:45.62 [4] (0:11.47)	0:34.15 [4] (0:11.19)	0:22.96 [3] (0:10.97)	0:11.99 [1] (0:11.99)
Average Speed [km/h]	49.3	61.3	62.3	63.5	64.7	65.8	60.4
Top Speed [km/h]	60.7	61.7	63.3	64.7	66.4	66.7	63.9
Avg. Dist. to Rail [m]	3.5	2.4	3.3	2.7	1.2	2.5	1.3
Avg. Stride Freq. [Hz]	2.1	2.2	2.2	2.2	2.3	2.3	2.2
Avg. Stride Length [m]	6.5	7.7	7.8	7.9	8.0	7.9	7.6



- [] Ranking at each section and finish
- .-.- No data available at this section
- NA No data available



Horse/Jockey Name	Starry Eyes
Final Rank	4
Fastest Section Time (Section)	0:11.15 (400m)
Top Speed [km/h] (Section)	66.0 (400m)
Race State	Finished



Eagle Farm QLD Professional

Race 8: Ladbrokes Own Spring BM78 Handicap - 1400m

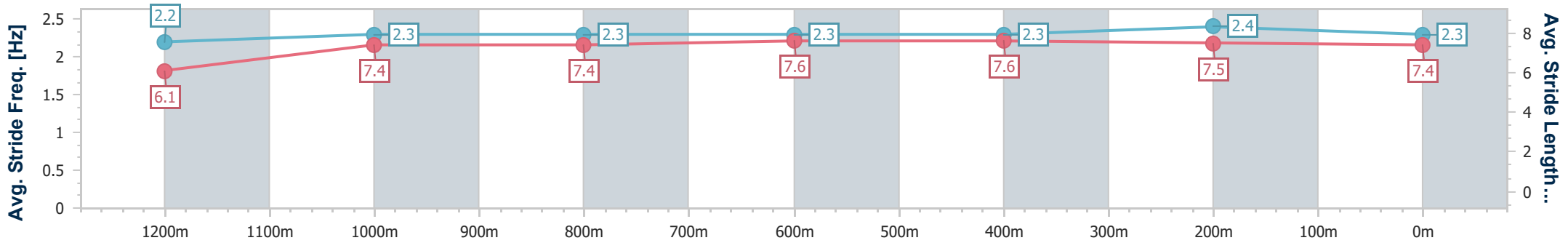
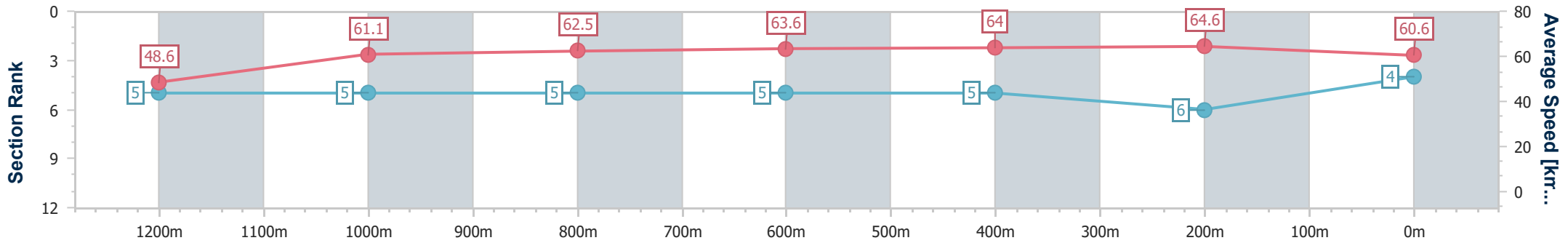
02 November 2024 - 17:12

Track Rating: Good 4, Weather: Fine, Rail Position: +1m Entire



BRISBANE RACING CLUB

Section	Overall	1200m	1000m	800m	600m	400m	200m
Section Times	1:24.12 [4] (0:14.85)	1:09.27 [5] (0:11.80)	0:57.47 [5] (0:11.65)	0:45.82 [5] (0:11.42)	0:34.40 [5] (0:11.27)	0:23.13 [5] (0:11.15)	0:11.98 [6] (0:11.98)
Average Speed [km/h]	48.6	61.1	62.5	63.6	64.0	64.6	60.6
Top Speed [km/h]	60.0	61.6	64.7	64.3	65.5	66.0	63.5
Avg. Dist. to Rail [m]	5.9	2.6	2.2	1.4	1.0	4.9	5.8
Avg. Stride Freq. [Hz]	2.2	2.3	2.3	2.3	2.3	2.4	2.3
Avg. Stride Length [m]	6.1	7.4	7.4	7.6	7.6	7.5	7.4



- [] Ranking at each section and finish
- .-.- No data available at this section
- NA No data available



Horse/Jockey Name	Texas
Final Rank	5
Fastest Section Time (Section)	0:10.97 (400m)
Top Speed [km/h] (Section)	66.9 (400m)
Race State	Finished



Eagle Farm QLD Professional

Race 8: Ladbrokes Own Spring BM78 Handicap - 1400m

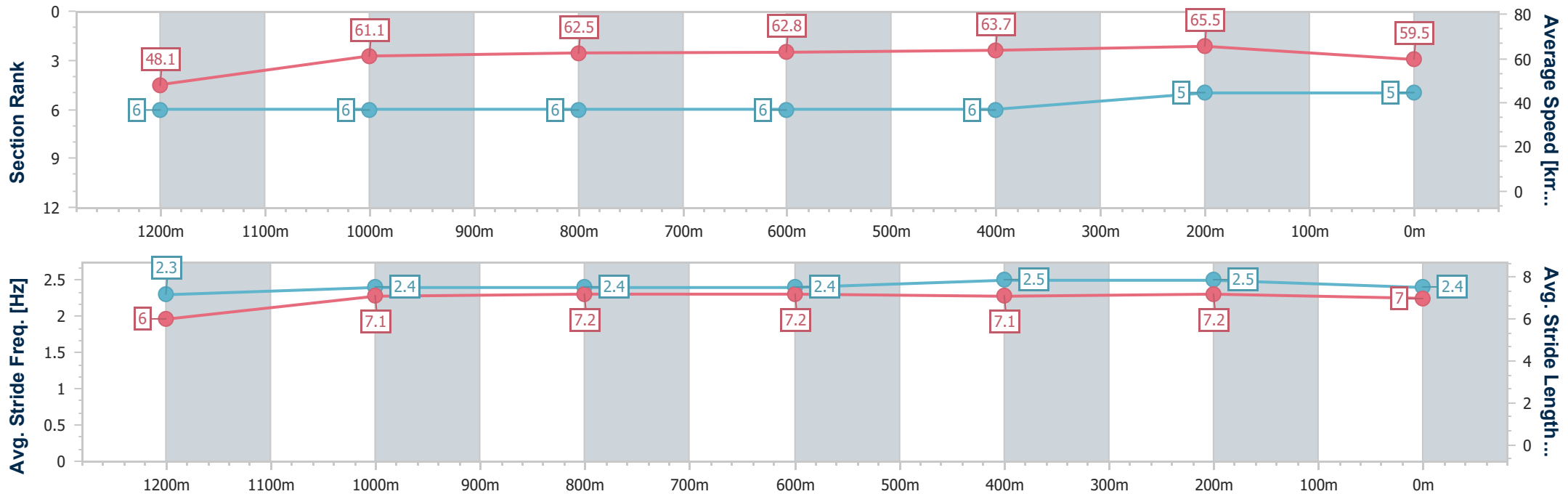
02 November 2024 - 17:12

Track Rating: Good 4, Weather: Fine, Rail Position: +1m Entire



BRISBANE RACING CLUB

Section	Overall	1200m	1000m	800m	600m	400m	200m
Section Times	1:24.29 [5] (0:14.95)	1:09.34 [6] (0:11.78)	0:57.56 [6] (0:11.57)	0:45.99 [6] (0:11.63)	0:34.36 [6] (0:11.19)	0:23.17 [6] (0:10.97)	0:12.20 [5] (0:12.20)
Average Speed [km/h]	48.1	61.1	62.5	62.8	63.7	65.5	59.5
Top Speed [km/h]	59.8	62.4	64.2	64.6	66.0	66.9	62.9
Avg. Dist. to Rail [m]	2.6	1.4	1.0	2.5	1.9	1.6	1.9
Avg. Stride Freq. [Hz]	2.3	2.4	2.4	2.4	2.5	2.5	2.4
Avg. Stride Length [m]	6.0	7.1	7.2	7.2	7.1	7.2	7.0



- [] Ranking at each section and finish
- .-.- No data available at this section
- NA No data available



Horse/Jockey Name	Encoder
Final Rank	6
Fastest Section Time (Section)	0:11.21 (400m)
Top Speed [km/h] (Section)	66.1 (400m)
Race State	Finished



Eagle Farm QLD Professional

Race 8: Ladbrokes Own Spring BM78 Handicap - 1400m

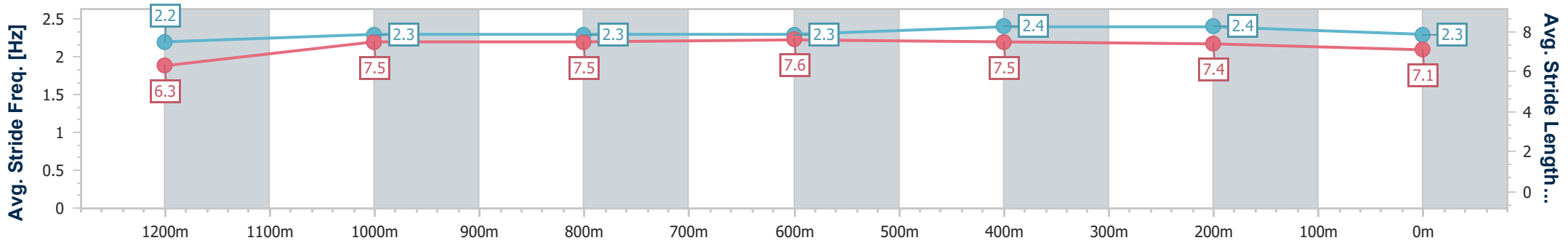
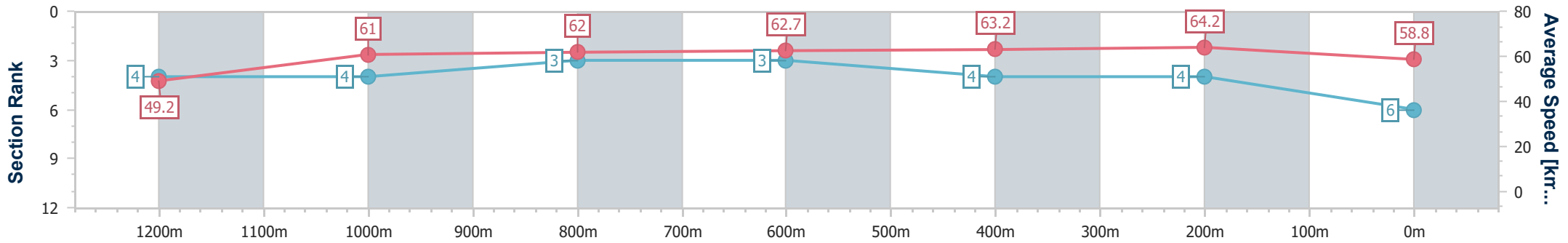
02 November 2024 - 17:12

Track Rating: Good 4, Weather: Fine, Rail Position: +1m Entire



BRISBANE RACING CLUB

Section	Overall	1200m	1000m	800m	600m	400m	200m
Section Times	1:24.39 [6] (0:14.67)	1:09.72 [4] (0:11.79)	0:57.93 [4] (0:11.63)	0:46.30 [3] (0:11.49)	0:34.81 [3] (0:11.26)	0:23.55 [4] (0:11.21)	0:12.34 [4] (0:12.34)
Average Speed [km/h]	49.2	61.0	62.0	62.7	63.2	64.2	58.8
Top Speed [km/h]	61.2	61.7	63.6	63.9	64.1	66.1	61.0
Avg. Dist. to Rail [m]	1.6	1.3	0.4	0.3	2.2	0.9	1.0
Avg. Stride Freq. [Hz]	2.2	2.3	2.3	2.3	2.4	2.4	2.3
Avg. Stride Length [m]	6.3	7.5	7.5	7.6	7.5	7.4	7.1



- [] Ranking at each section and finish
- .-.- No data available at this section
- NA No data available