



# Toowoomba QLD Professional

## Race 1: Brown Brothers Prosecco Paddock BENCHMARK 62 Handicap - 1000m

02 November 2024 - 18:00



Track Rating: Good 4, Weather: Fine, Rail Position: +3m 800m-300m, +5m Remainder

Section		Overall	800m	600m	400m	200m	Last 600m					
Field Times		0:59.55 (0:14.30)	0:45.25 (0:11.02)	0:34.23 (0:11.34)	0:22.89 (0:11.38)	0:11.51 (0:11.51)	0:34.23					
Rank	TAB Horse/Jockey	Barrier	Top Speed [km/h]	Fastest Section	Margin					Distance Travelled [m]		
1	2 GROOMED Les Tilley	6	67.2 800m	0:10.94 800m	0:59.55 [1] (0:14.80)	0:44.75 [6] (0:10.94)	0:33.81 [5] (0:11.20)	0:22.61 [4] (0:11.30)	0:11.31 [3] (0:11.31)	0:59.55	0:33.81	
2	3 RUSSIAN MINT Liv O'Donnell	1	66.6 800m	0:10.86 800m	0:59.73 [2] (0:14.52)	0:45.21 [3] (0:10.86)	0:34.35 [3] (0:11.28)	0:23.07 [1] (0:11.38)	0:11.69 [1] (0:11.69)	1L	0:34.35	+0
3	9 ULUWATU Georgina Cartwright	5	68.4 Overall	0:11.02 800m	0:59.96 [3] (0:14.30)	0:45.66 [1] (0:11.02)	0:34.64 [1] (0:11.48)	0:23.16 [3] (0:11.42)	0:11.74 [2] (0:11.74)	2.3L	0:34.64	+2
4	6 ROWDASH Olivia Kendal	7	67.6 800m	0:11.02 800m	0:59.97 [4] (0:14.79)	0:45.18 [5] (0:11.02)	0:34.16 [6] (0:11.35)	0:22.81 [6] (0:11.30)	0:11.51 [6] (0:11.51)	2.4L	0:34.16	+3
5	12 STELLER EAGLE Rob Thorburn	4	67.1 800m	0:11.04 800m	1:00.01 [5] (0:14.61)	0:45.40 [4] (0:11.04)	0:34.36 [4] (0:11.33)	0:23.03 [5] (0:11.42)	0:11.61 [5] (0:11.61)	2.6L	0:34.36	+0
6	5 MINIMAL Dylan Bennett	2	67.0 800m	0:10.96 800m	1:00.31 [6] (0:14.40)	0:45.91 [2] (0:10.96)	0:34.95 [2] (0:11.41)	0:23.54 [2] (0:11.61)	0:11.93 [4] (0:11.93)	4.4L	0:34.95	-2
7	10 PHONDLE Brendon Newport	3	66.1 800m	0:11.15 800m	1:01.48 [7] (0:15.17)	0:46.31 [7] (0:11.15)	0:35.16 [7] (0:11.40)	0:23.76 [7] (0:11.62)	0:12.14 [7] (0:12.14)	11.2L	0:35.16	-4

Scratched: Orsetto (#13), Boston City (#11), Tokyo Sins (#1), Fast Fusion (#4), Secret Spy (#7), Nicci De Rosa (#8)



Horse/Jockey Name	Groomed
Final Rank	1
Fastest Section Time (Section)	0:10.94 (800m)
Top Speed [km/h] (Section)	67.2 (800m)
Race State	Finished



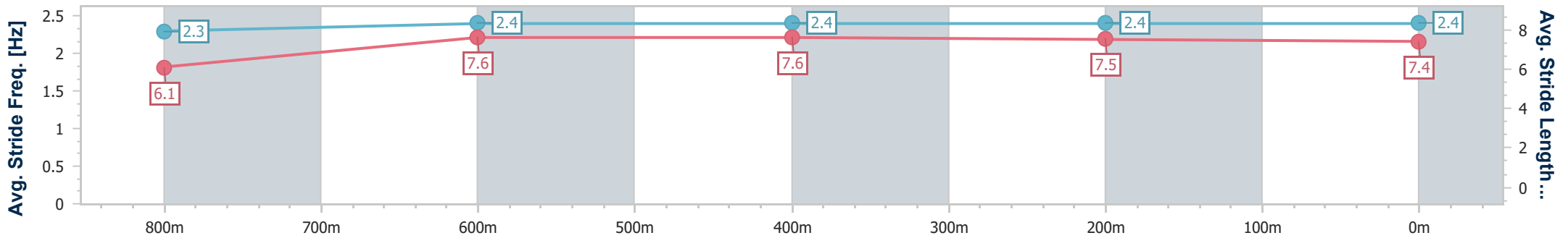
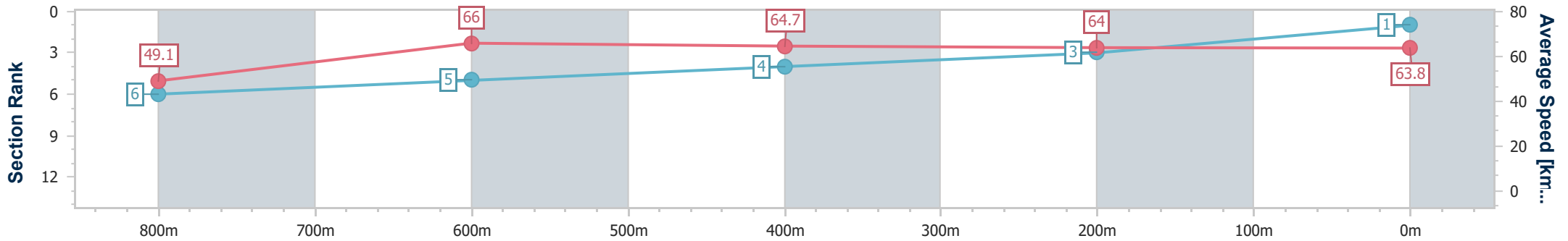
Toowoomba QLD Professional  
 Race 1: Brown Brothers Prosecco Paddock BENCHMARK 62  
 Handicap - 1000m



02 November 2024 - 18:00

Track Rating: Good 4, Weather: Fine, Rail Position: +3m 800m-300m, +5m Remainder

Section	Overall	800m	600m	400m	200m
Section Times	0:59.55 [1] (0:14.80)	0:44.75 [6] (0:10.94)	0:33.81 [5] (0:11.20)	0:22.61 [4] (0:11.30)	0:11.31 [3] (0:11.31)
Average Speed [km/h]	49.1	66.0	64.7	64.0	63.8
Top Speed [km/h]	67.2	67.2	66.8	64.7	65.6
Avg. Dist. to Rail [m]	5.6	1.5	1.2	1.1	2.1
Avg. Stride Freq. [Hz]	2.3	2.4	2.4	2.4	2.4
Avg. Stride Length [m]	6.1	7.6	7.6	7.5	7.4



- [ ] Ranking at each section and finish
- .-.- No data available at this section
- NA No data available



Horse/Jockey Name	Russian Mint
Final Rank	2
Fastest Section Time (Section)	0:10.86 (800m)
Top Speed [km/h] (Section)	66.6 (800m)
Race State	Finished



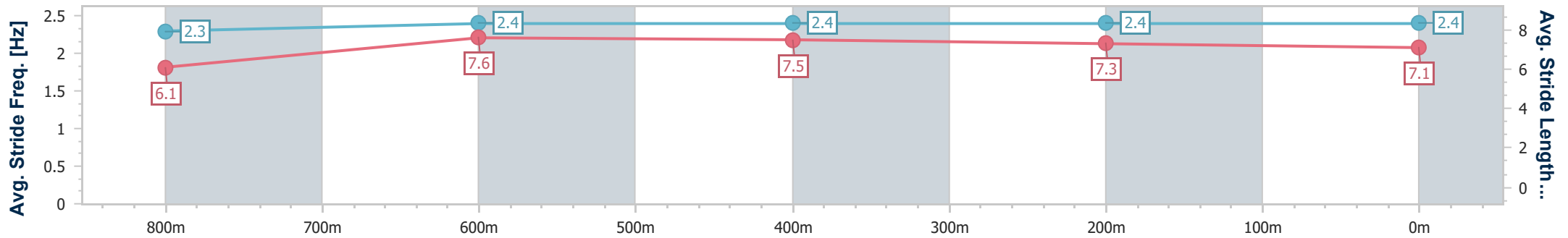
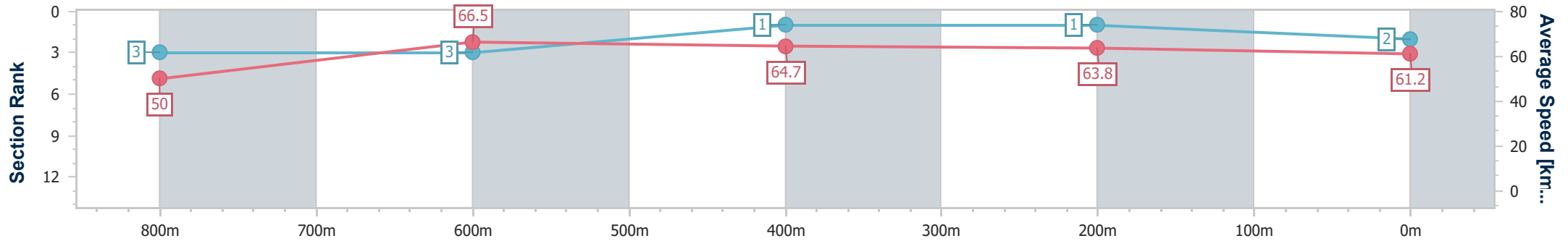
Toowoomba QLD Professional  
 Race 1: Brown Brothers Prosecco Paddock BENCHMARK 62  
 Handicap - 1000m



02 November 2024 - 18:00

Track Rating: Good 4, Weather: Fine, Rail Position: +3m 800m-300m, +5m Remainder

Section	Overall	800m	600m	400m	200m
Section Times	0:59.73 [2] (0:14.52)	0:45.21 [3] (0:10.86)	0:34.35 [3] (0:11.28)	0:23.07 [1] (0:11.38)	0:11.69 [1] (0:11.69)
Average Speed [km/h]	50.0	66.5	64.7	63.8	61.2
Top Speed [km/h]	66.6	66.6	66.4	64.6	63.1
Avg. Dist. to Rail [m]	3.9	0.5	2.7	1.6	0.7
Avg. Stride Freq. [Hz]	2.3	2.4	2.4	2.4	2.4
Avg. Stride Length [m]	6.1	7.6	7.5	7.3	7.1



- [ ] Ranking at each section and finish
- .-.- No data available at this section
- NA No data available



Horse/Jockey Name	Uluwatu
Final Rank	3
Fastest Section Time (Section)	0:11.02 (800m)
Top Speed [km/h] (Section)	68.4 (Overall)
Race State	Finished



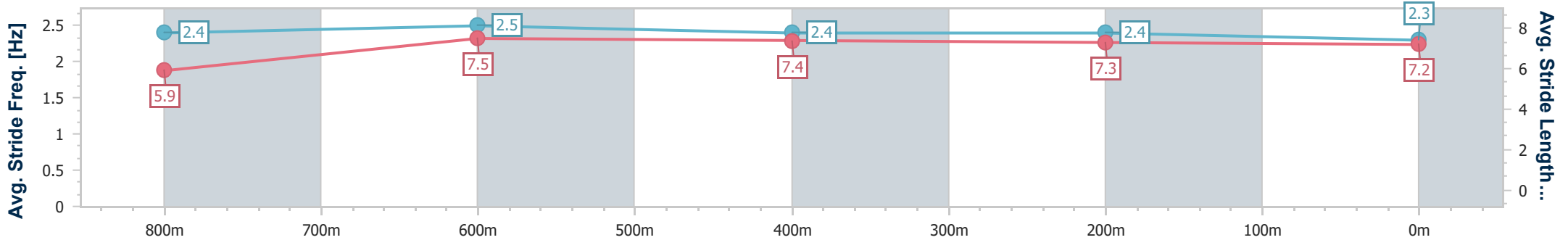
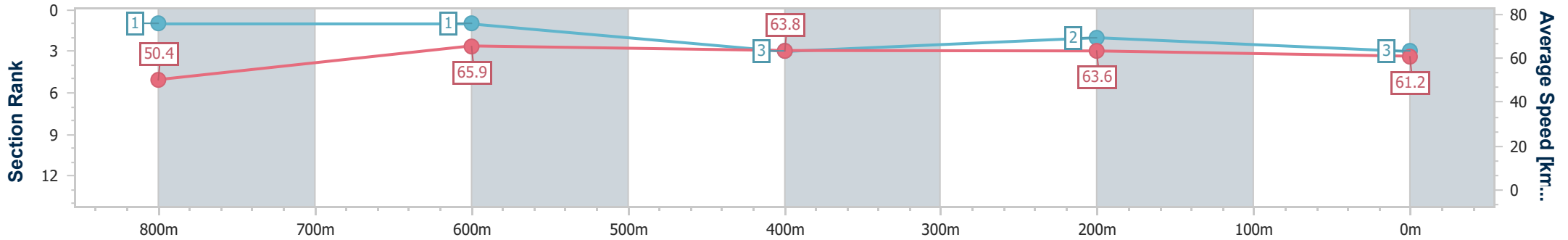
Toowoomba QLD Professional  
Race 1: Brown Brothers Prosecco Paddock BENCHMARK 62  
Handicap - 1000m



02 November 2024 - 18:00

Track Rating: Good 4, Weather: Fine, Rail Position: +3m 800m-300m, +5m Remainder

Section	Overall	800m	600m	400m	200m
Section Times	0:59.96 [3] (0:14.30)	0:45.66 [1] (0:11.02)	0:34.64 [1] (0:11.48)	0:23.16 [3] (0:11.42)	0:11.74 [2] (0:11.74)
Average Speed [km/h]	50.4	65.9	63.8	63.6	61.2
Top Speed [km/h]	68.4	67.4	65.1	65.1	63.5
Avg. Dist. to Rail [m]	3.8	2.2	3.4	2.9	3.1
Avg. Stride Freq. [Hz]	2.4	2.5	2.4	2.4	2.3
Avg. Stride Length [m]	5.9	7.5	7.4	7.3	7.2



- [ ] Ranking at each section and finish
- .-.- No data available at this section
- NA No data available



Horse/Jockey Name	Rowdash
Final Rank	4
Fastest Section Time (Section)	0:11.02 (800m)
Top Speed [km/h] (Section)	67.6 (800m)
Race State	Finished



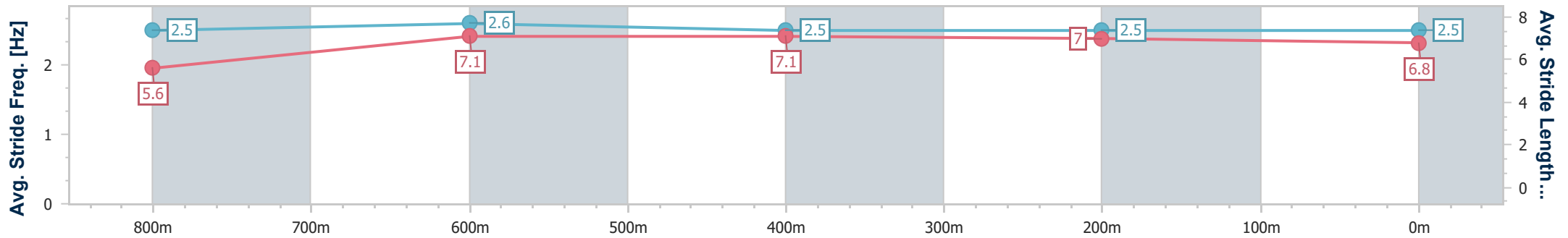
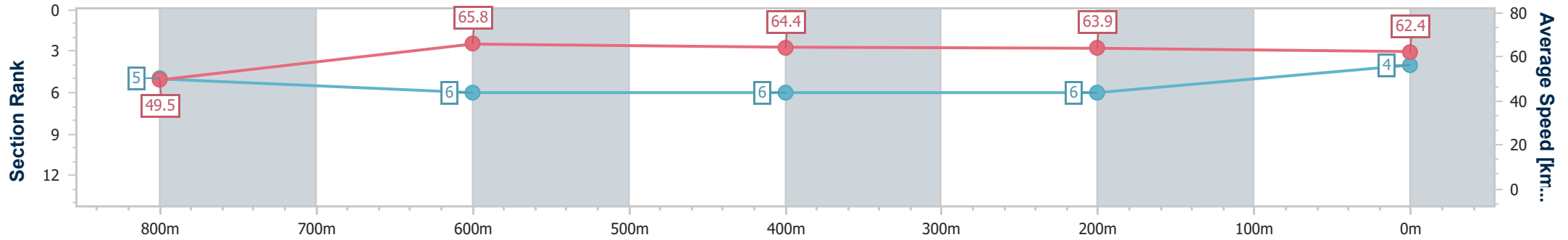
Toowoomba QLD Professional  
Race 1: Brown Brothers Prosecco Paddock BENCHMARK 62  
Handicap - 1000m



02 November 2024 - 18:00

Track Rating: Good 4, Weather: Fine, Rail Position: +3m 800m-300m, +5m Remainder

Section	Overall	800m	600m	400m	200m
Section Times	0:59.97 [4] (0:14.79)	0:45.18 [5] (0:11.02)	0:34.16 [6] (0:11.35)	0:22.81 [6] (0:11.30)	0:11.51 [6] (0:11.51)
Average Speed [km/h]	49.5	65.8	64.4	63.9	62.4
Top Speed [km/h]	64.5	67.6	65.9	65.1	63.7
Avg. Dist. to Rail [m]	8.1	2.8	2.1	1.1	0.9
Avg. Stride Freq. [Hz]	2.5	2.6	2.5	2.5	2.5
Avg. Stride Length [m]	5.6	7.1	7.1	7.0	6.8



- [ ] Ranking at each section and finish
- .-.- No data available at this section
- NA No data available



Horse/Jockey Name	Steller Eagle
Final Rank	5
Fastest Section Time (Section)	0:11.04 (800m)
Top Speed [km/h] (Section)	67.1 (800m)
Race State	Finished



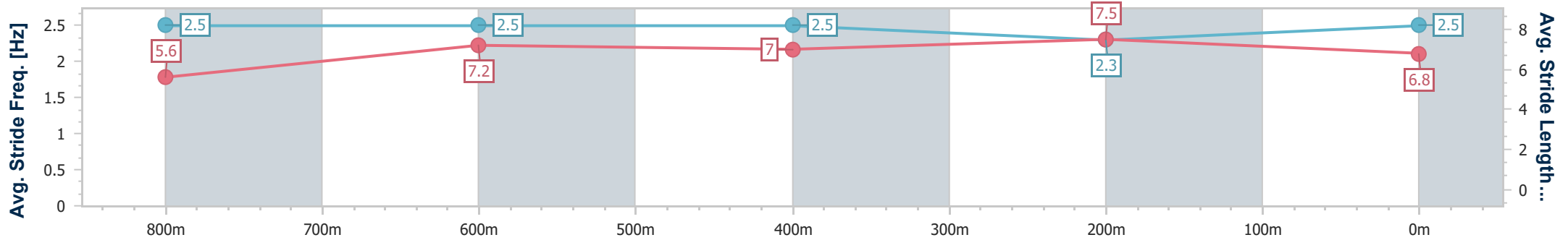
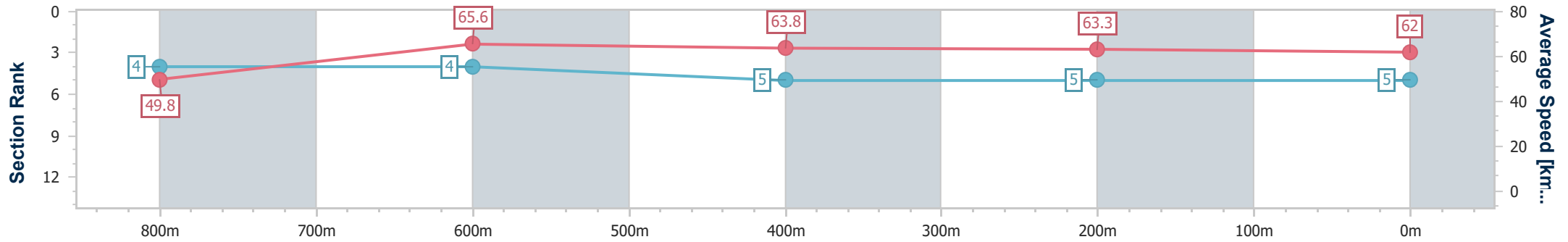
Toowoomba QLD Professional  
Race 1: Brown Brothers Prosecco Paddock BENCHMARK 62  
Handicap - 1000m



02 November 2024 - 18:00

Track Rating: Good 4, Weather: Fine, Rail Position: +3m 800m-300m, +5m Remainder

Section	Overall	800m	600m	400m	200m
Section Times	1:00.01 [5] (0:14.61)	0:45.40 [4] (0:11.04)	0:34.36 [4] (0:11.33)	0:23.03 [5] (0:11.42)	0:11.61 [5] (0:11.61)
Average Speed [km/h]	49.8	65.6	63.8	63.3	62.0
Top Speed [km/h]	66.3	67.1	65.7	64.3	63.9
Avg. Dist. to Rail [m]	5.9	1.9	0.4	2.2	4.1
Avg. Stride Freq. [Hz]	2.5	2.5	2.5	2.3	2.5
Avg. Stride Length [m]	5.6	7.2	7.0	7.5	6.8



- [ ] Ranking at each section and finish
- .-.- No data available at this section
- NA No data available



Horse/Jockey Name	Minimal
Final Rank	6
Fastest Section Time (Section)	0:10.96 (800m)
Top Speed [km/h] (Section)	67.0 (800m)
Race State	Finished



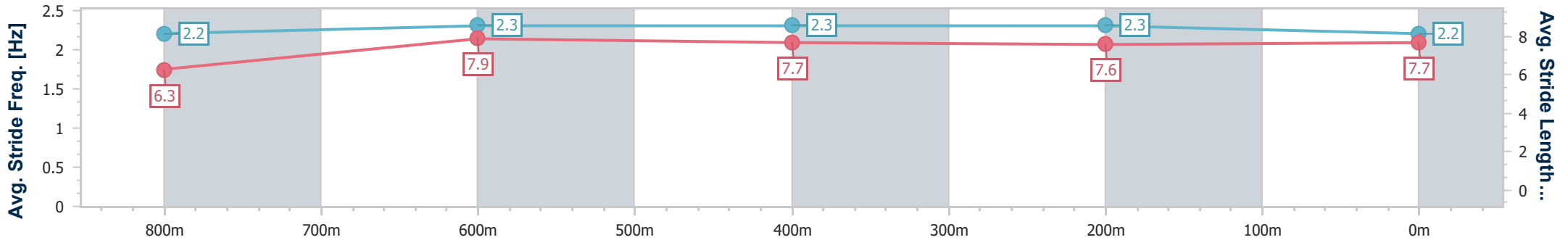
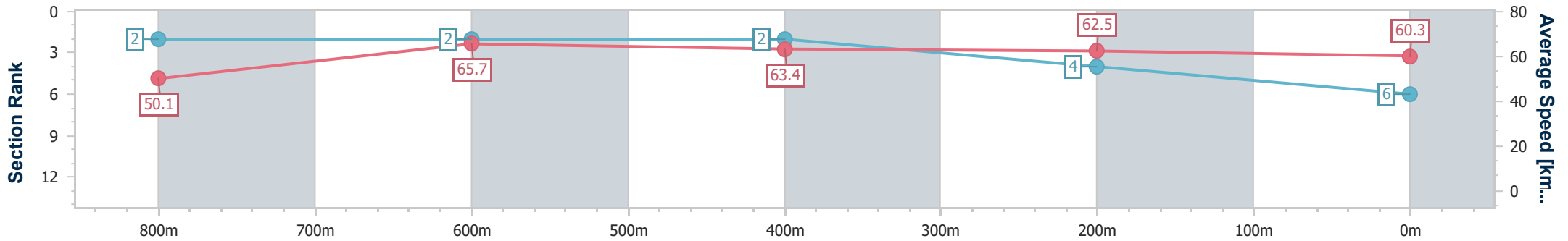
Toowoomba QLD Professional  
Race 1: Brown Brothers Prosecco Paddock BENCHMARK 62  
Handicap - 1000m



02 November 2024 - 18:00

Track Rating: Good 4, Weather: Fine, Rail Position: +3m 800m-300m, +5m Remainder

Section	Overall	800m	600m	400m	200m
Section Times	1:00.31 [6] (0:14.40)	0:45.91 [2] (0:10.96)	0:34.95 [2] (0:11.41)	0:23.54 [2] (0:11.61)	0:11.93 [4] (0:11.93)
Average Speed [km/h]	50.1	65.7	63.4	62.5	60.3
Top Speed [km/h]	65.5	67.0	65.2	63.4	61.6
Avg. Dist. to Rail [m]	1.9	0.4	1.6	2.3	2.0
Avg. Stride Freq. [Hz]	2.2	2.3	2.3	2.3	2.2
Avg. Stride Length [m]	6.3	7.9	7.7	7.6	7.7



- [ ] Ranking at each section and finish
- .-.- No data available at this section
- NA No data available



Horse/Jockey Name	Phondle
Final Rank	7
Fastest Section Time (Section)	0:11.15 (800m)
Top Speed [km/h] (Section)	66.1 (800m)
Race State	Finished



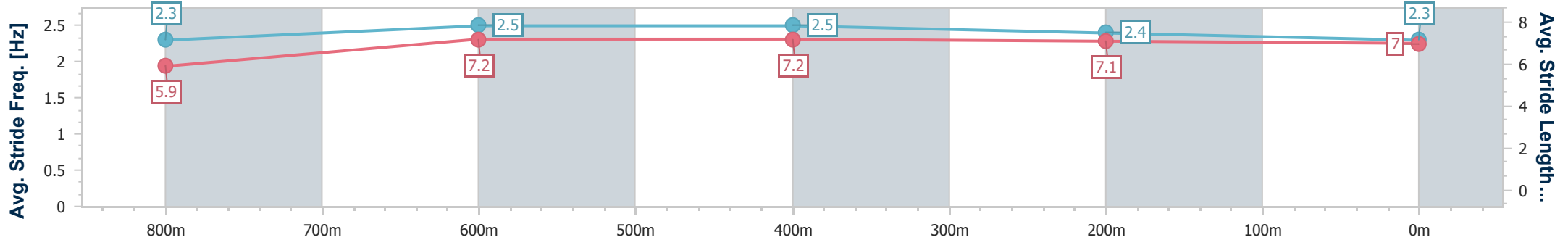
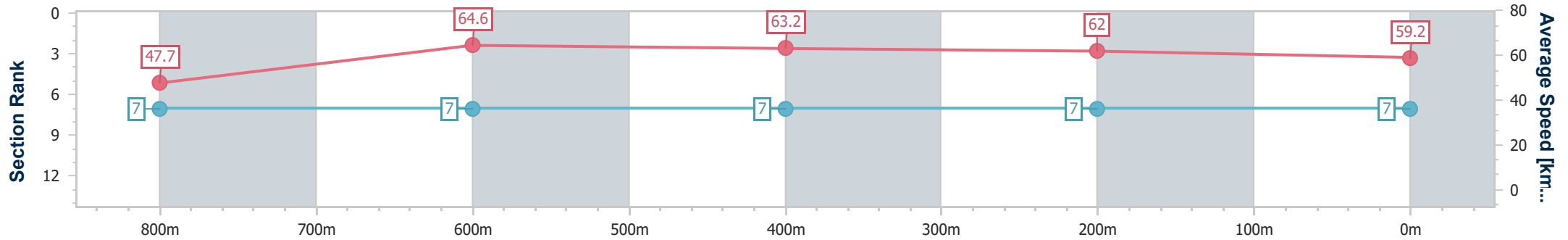
Toowoomba QLD Professional  
 Race 1: Brown Brothers Prosecco Paddock BENCHMARK 62  
 Handicap - 1000m



02 November 2024 - 18:00

Track Rating: Good 4, Weather: Fine, Rail Position: +3m 800m-300m, +5m Remainder

Section	Overall	800m	600m	400m	200m
Section Times	1:01.48 [7] (0:15.17)	0:46.31 [7] (0:11.15)	0:35.16 [7] (0:11.40)	0:23.76 [7] (0:11.62)	0:12.14 [7] (0:12.14)
Average Speed [km/h]	47.7	64.6	63.2	62.0	59.2
Top Speed [km/h]	65.0	66.1	65.3	63.2	60.4
Avg. Dist. to Rail [m]	3.6	0.4	0.6	1.0	0.7
Avg. Stride Freq. [Hz]	2.3	2.5	2.5	2.4	2.3
Avg. Stride Length [m]	5.9	7.2	7.2	7.1	7.0



- [ ] Ranking at each section and finish
- .-.- No data available at this section
- NA No data available