



ALBION PARK, QLD
Race 1 - TAB Maiden H - 520M
04/11/2024 - 18:23:46 PM

RUG	NAME	BOX	TOP SPEED	50M	100M	150M	200M	250M	300M	350M	400M	450M	500M	217M HOME	FINISH TIME
4	Decreed	4	70.4km/h	3.87 [3] 47.0km/h (2.3M)	6.51 [3] 68.1km/h (0.8M)	9.15 [2] 68.2km/h (0.3M)	11.86 [2] 66.6km/h (0.6M)	14.66 [2] 64.3km/h (2.1M)	17.35 [2] 66.9km/h (3.3M)	20.14 [1] 64.5km/h (2.0M)	23.05 [1] 61.9km/h (1.5M)	26.00 [1] 60.9km/h (0.7M)	28.99 [1] 60.2km/h (1.2M)	12.64 61.7km/h (1.3M)	30.15 [1]
3	Redback Jack	3	70.9km/h	3.80 [2] 47.9km/h (1.4M)	6.42 [1] 68.7km/h (0.4M)	9.03 [1] 68.9km/h (0.8M)	11.78 [1] 65.6km/h (1.3M)	14.57 [1] 64.5km/h (2.0M)	17.32 [1] 65.5km/h (2.4M)	20.15 [2] 63.6km/h (1.5M)	23.16 [2] 59.8km/h (1.4M)	26.26 [2] 58.0km/h (1.1M)	29.38 [2] 57.7km/h (0.7M)	13.14 59.5km/h (1.1M)	30.62 [2]
5	Anytime Raven	5	68.3km/h	3.74 [1] 48.5km/h (2.2M)	6.45 [2] 66.5km/h (0.8M)	9.19 [3] 65.7km/h (0.9M)	12.01 [3] 64.0km/h (0.9M)	14.85 [3] 63.3km/h (1.1M)	17.63 [3] 64.8km/h (1.4M)	20.52 [3] 62.2km/h (1.5M)	23.55 [3] 59.4km/h (1.4M)	26.61 [3] 58.9km/h (0.7M)	29.67 [3] 58.7km/h (0.3M)	13.08 59.7km/h (0.9M)	30.88 [3]
7	Ziping Bogart	7	66.8km/h	4.01 [7] 45.3km/h (2.6M)	6.75 [7] 65.8km/h (1.3M)	9.52 [7] 65.0km/h (0.8M)	12.31 [7] 64.4km/h (0.9M)	15.18 [7] 62.8km/h (1.6M)	17.94 [7] 65.2km/h (1.5M)	20.81 [7] 62.8km/h (1.5M)	23.82 [6] 59.9km/h (1.7M)	26.87 [4] 58.9km/h (1.1M)	29.87 [4] 60.1km/h (0.5M)	12.92 60.4km/h (1.1M)	31.03 [4]
2	Swooper's Bias	2	68.1km/h	3.96 [5] 45.8km/h (1.1M)	6.69 [5] 66.1km/h (0.5M)	9.42 [5] 66.0km/h (0.4M)	12.20 [5] 64.6km/h (0.6M)	15.07 [5] 62.7km/h (1.8M)	17.85 [5] 64.8km/h (2.3M)	20.72 [5] 62.8km/h (1.7M)	23.79 [5] 58.5km/h (1.2M)	26.91 [5] 57.8km/h (0.5M)	30.01 [5] 58.2km/h (0.1M)	13.19 59.2km/h (0.8M)	31.21 [5]
8	Oxley Dream Girl	8	68.3km/h	3.91 [4] 46.5km/h (3.0M)	6.61 [4] 66.7km/h (1.1M)	9.29 [4] 67.0km/h (0.3M)	12.12 [4] 63.7km/h (1.3M)	14.95 [4] 63.6km/h (1.3M)	17.70 [4] 65.4km/h (1.4M)	20.64 [4] 61.2km/h (1.6M)	23.77 [4] 57.6km/h (1.7M)	26.92 [6] 57.1km/h (0.8M)	30.04 [6] 57.8km/h (0.2M)	13.38 58.1km/h (1.0M)	31.25 [6]
6	Bing Bonus	6	67.5km/h	3.98 [6] 45.6km/h (2.3M)	6.70 [6] 66.2km/h (1.4M)	9.49 [6] 64.6km/h (2.1M)	12.27 [6] 64.6km/h (1.9M)	15.13 [6] 63.0km/h (2.9M)	17.89 [6] 65.2km/h (3.6M)	20.80 [6] 61.9km/h (3.0M)	23.85 [7] 59.0km/h (2.6M)	26.97 [7] 57.8km/h (1.9M)	30.08 [7] 57.8km/h (1.9M)	13.25 58.9km/h (2.3M)	31.31 [7]
1	Chardonnay Girl	1	68.3km/h	4.55 [8] 39.8km/h (0.8M)	7.24 [8] 67.0km/h (0.7M)	10.00 [8] 65.3km/h (1.3M)	12.84 [8] 63.4km/h (1.1M)	15.78 [8] 61.3km/h (1.7M)	18.66 [8] 62.5km/h (1.7M)	21.69 [8] 59.4km/h (1.9M)	24.91 [8] 55.9km/h (2.0M)	28.20 [8] 54.7km/h (1.1M)	31.55 [8] 53.8km/h (1.2M)	14.06 55.6km/h (1.5M)	32.89 [8]

Data based on IsoLynx Localised Positioning System.

Legend:

[] - Rank at each section

() - Avg. meters to rail for section

* - Estimated values





ALBION PARK, QLD
 Race 2 - GARRARD'S HORSE AND HOUND Maiden H - 520M
 04/11/2024 - 18:41:40 PM

RUG	NAME	BOX	TOP SPEED	50M	100M	150M	200M	250M	300M	350M	400M	450M	500M	217M HOME	FINISH TIME
1	Trentino	1	69.2km/h	3.90 [5] 46.6km/h (0.4M)	6.57 [5] 67.4km/h (0.2M)	9.29 [4] 66.2km/h (0.9M)	12.07 [4] 64.8km/h (1.7M)	14.89 [4] 63.9km/h (2.7M)	17.60 [4] 66.2km/h (3.7M)	20.48 [5] 62.7km/h (2.9M)	23.53 [4] 58.9km/h (2.9M)	26.63 [1] 58.1km/h (1.8M)	29.69 [1] 58.9km/h (1.8M)	13.09 59.6km/h (2.2M)	30.86 [1]
2	Take A Shot	2	68.2km/h	3.98 [6] 45.6km/h (0.7M)	6.69 [6] 66.3km/h (0.2M)	9.37 [5] 67.2km/h (0.4M)	12.12 [5] 65.5km/h (0.6M)	14.90 [5] 64.8km/h (1.2M)	17.61 [5] 66.3km/h (1.2M)	20.42 [2] 64.1km/h (1.3M)	23.45 [1] 59.4km/h (1.3M)	26.67 [2] 55.9km/h (1.1M)	29.81 [2] 57.3km/h (0.5M)	13.24 59.0km/h (1.0M)	31.02 [2]
3	Scorching Demon	3	68.9km/h	3.83 [2] 47.4km/h (0.8M)	6.50 [3] 67.5km/h (0.2M)	9.20 [3] 66.6km/h (0.4M)	11.98 [3] 64.8km/h (0.8M)	14.79 [2] 63.9km/h (1.4M)	17.54 [3] 65.6km/h (1.7M)	20.44 [3] 62.1km/h (1.7M)	23.51 [3] 58.7km/h (1.8M)	26.69 [3] 56.6km/h (0.9M)	29.84 [3] 57.2km/h (0.1M)	13.36 58.4km/h (1.1M)	31.07 [3]
7	Bug Me Not	7	70.9km/h	3.84 [3] 47.3km/h (2.6M)	6.48 [2] 68.2km/h (0.7M)	9.17 [2] 67.0km/h (1.0M)	11.95 [2] 64.7km/h (1.6M)	14.81 [3] 63.1km/h (2.3M)	17.53 [2] 66.0km/h (2.4M)	20.45 [4] 61.8km/h (2.5M)	23.54 [5] 58.2km/h (2.5M)	26.76 [4] 56.0km/h (1.5M)	29.89 [4] 57.4km/h (0.9M)	13.38 58.2km/h (1.7M)	31.08 [4]
8	Champagne Mia	8	68.9km/h	3.86 [4] 47.1km/h (3.3M)	6.54 [4] 67.1km/h (1.6M)	9.44 [6] 62.1km/h (1.0M)	12.24 [6] 64.1km/h (1.0M)	15.04 [6] 64.3km/h (1.6M)	17.75 [6] 66.5km/h (2.1M)	20.61 [6] 63.1km/h (1.7M)	23.59 [6] 60.3km/h (1.5M)	26.91 [5] 54.3km/h (1.6M)	29.99 [5] 58.4km/h (1.4M)	13.25 58.9km/h (1.5M)	31.16 [5]
6	Lornett Swift	6	68.4km/h	4.05 [8] 44.9km/h (2.2M)	6.77 [8] 66.2km/h (1.1M)	9.53 [7] 65.2km/h (1.2M)	12.41 [7] 62.6km/h (1.9M)	15.33 [7] 61.6km/h (2.0M)	18.14 [7] 63.9km/h (2.5M)	21.03 [7] 62.4km/h (1.9M)	24.06 [7] 59.4km/h (1.7M)	27.14 [7] 58.5km/h (0.6M)	30.29 [6] 57.2km/h (0.2M)	13.20 59.2km/h (1.0M)	31.51 [6]
5	Lakoda Wombat	5	67.0km/h	4.01 [7] 45.3km/h (1.9M)	6.76 [7] 65.5km/h (0.6M)	9.60 [8] 63.5km/h (0.9M)	12.46 [8] 62.9km/h (1.2M)	15.49 [8] 59.3km/h (2.5M)	18.37 [8] 62.6km/h (2.8M)	21.29 [8] 61.6km/h (2.0M)	24.31 [8] 59.6km/h (1.6M)	27.36 [8] 58.9km/h (0.8M)	30.43 [7] 58.8km/h (0.9M)	13.09 59.6km/h (1.3M)	31.63 [7]
4	Mystery Of Zac	4	69.5km/h	3.77 [1] 48.1km/h (1.2M)	6.41 [1] 68.2km/h (0.2M)	9.10 [1] 67.1km/h (0.4M)	11.86 [1] 65.1km/h (0.7M)	14.69 [1] 63.7km/h (1.5M)	17.44 [1] 65.4km/h (1.6M)	20.34 [1] 62.2km/h (1.5M)	23.47 [2] 57.4km/h (1.5M)	26.93 [6] 52.1km/h (0.7M)	30.64 [8] 48.5km/h (0.4M)	14.45 54.1km/h (0.9M)	32.06 [8]

Data based on IsoLynx Localised Positioning System.

Legend:

[] - Rank at each section

() - Avg. meters to rail for section

* - Estimated values





ALBION PARK, QLD
 Race 3 - ROSEWOOD VETERINARY SERVICE - 520M
 04/11/2024 - 19:03:44 PM

RUG	NAME	BOX	TOP SPEED	50M	100M	150M	200M	250M	300M	350M	400M	450M	500M	217M HOME	FINISH TIME
1	Del Greco	1	71.7km/h	3.80 [3] 47.8km/h (0.3M)	6.40 [1] 69.4km/h (0.1M)	8.98 [1] 69.8km/h (0.3M)	11.66 [1] 67.0km/h (0.7M)	14.42 [1] 65.2km/h (1.3M)	17.12 [1] 66.8km/h (1.5M)	19.90 [1] 64.8km/h (1.6M)	22.84 [1] 61.1km/h (1.5M)	25.89 [1] 59.0km/h (0.7M)	29.01 [1] 57.9km/h (0.5M)	12.96 60.3km/h (1.0M)	30.24 [1]
6	Akela Kung Fu	6	68.3km/h	3.99 [8] 45.5km/h (2.0M)	6.68 [7] 67.0km/h (0.4M)	9.39 [7] 66.3km/h (0.4M)	12.12 [5] 65.9km/h (0.9M)	14.93 [5] 64.2km/h (1.5M)	17.65 [5] 66.3km/h (2.2M)	20.46 [4] 64.0km/h (1.8M)	23.43 [3] 60.6km/h (1.7M)	26.45 [2] 59.6km/h (1.0M)	29.48 [2] 59.4km/h (1.3M)	12.85 60.7km/h (1.4M)	30.66 [2]
7	Akela Long Shot	7	68.9km/h	3.98 [7] 45.6km/h (2.7M)	6.70 [8] 66.2km/h (0.7M)	9.43 [8] 66.0km/h (0.6M)	12.28 [7] 63.1km/h (0.7M)	15.11 [6] 63.6km/h (1.2M)	17.83 [6] 66.2km/h (1.4M)	20.62 [6] 64.3km/h (1.5M)	23.61 [6] 60.4km/h (1.4M)	26.66 [6] 58.9km/h (0.7M)	29.69 [5] 59.4km/h (0.7M)	12.88 60.5km/h (1.0M)	30.87 [3]
2	Wulkuraka Lad	2	69.7km/h	3.83 [5] 47.4km/h (1.4M)	6.48 [4] 68.0km/h (0.5M)	9.18 [4] 66.5km/h (0.5M)	11.95 [3] 65.1km/h (0.8M)	14.78 [2] 63.6km/h (1.3M)	17.51 [2] 65.8km/h (1.8M)	20.37 [2] 62.9km/h (1.7M)	23.38 [2] 59.8km/h (1.3M)	26.49 [3] 57.8km/h (0.6M)	29.65 [3] 56.9km/h (0.4M)	13.22 59.0km/h (0.9M)	30.90 [4]
8	Monteleone	8	69.8km/h	3.79 [2] 47.9km/h (2.7M)	6.45 [3] 67.6km/h (1.4M)	9.18 [3] 66.1km/h (1.3M)	11.96 [4] 64.7km/h (1.7M)	14.84 [4] 62.4km/h (3.1M)	17.63 [4] 64.6km/h (4.1M)	20.53 [5] 62.2km/h (2.4M)	23.52 [5] 60.2km/h (1.5M)	26.56 [4] 59.2km/h (0.6M)	29.67 [4] 57.8km/h (0.1M)	13.10 59.6km/h (1.0M)	30.90 [4]
3	Jaggery	3	69.4km/h	3.75 [1] 48.4km/h (1.5M)	6.42 [2] 67.4km/h (1.1M)	9.13 [2] 66.5km/h (1.1M)	11.92 [2] 64.5km/h (1.2M)	14.80 [3] 62.5km/h (2.6M)	17.57 [3] 65.0km/h (3.5M)	20.44 [3] 62.6km/h (2.5M)	23.49 [4] 59.0km/h (2.5M)	26.61 [5] 57.7km/h (1.8M)	29.71 [6] 58.1km/h (2.4M)	13.18 59.0km/h (2.3M)	30.92 [6]
4	Ultimate Floyd	4	68.8km/h	3.82 [4] 47.6km/h (1.9M)	6.50 [5] 67.3km/h (0.9M)	9.31 [5] 64.0km/h (1.6M)	12.26 [6] 60.9km/h (2.0M)	15.17 [7] 61.9km/h (2.0M)	17.94 [7] 65.1km/h (2.1M)	20.86 [7] 61.6km/h (1.9M)	23.91 [7] 59.0km/h (2.0M)	26.95 [7] 59.1km/h (0.8M)	29.97 [7] 59.6km/h (0.5M)	13.04 59.9km/h (1.2M)	31.14 [7]
5	Bago Sweetie	5	69.8km/h	3.90 [6] 46.5km/h (2.4M)	6.58 [6] 67.4km/h (1.6M)	9.35 [6] 64.9km/h (1.9M)	12.37 [8] 59.7km/h (2.4M)	15.24 [8] 62.7km/h (2.7M)	17.98 [8] 65.6km/h (2.9M)	20.86 [8] 62.5km/h (2.3M)	23.93 [8] 58.8km/h (2.4M)	27.00 [8] 58.5km/h (1.3M)	30.07 [8] 58.7km/h (1.4M)	13.12 59.5km/h (1.7M)	31.27 [8]

Data based on IsoLynx Localised Positioning System.

Legend:

[] - Rank at each section

() - Avg. meters to rail for section

* - Estimated values





ALBION PARK, QLD
 Race 4 - BOX 1 PHOTOGRAPHY - 710M
 04/11/2024 - 19:26:08 PM

RUG	NAME	BOX	TOP SPEED	50M	100M	150M	200M	250M	300M	350M	400M	450M	500M	550M	600M	650M	700M	217M HOME	FINISH TIME
6	Away Days	6	69.0km/h	3.83* [2] 47.4km/h	6.64* [2] 64.1km/h	9.42* [3] 64.8km/h	12.14* [3] 66.1km/h	14.83* [2] 66.8km/h	17.48* [2] 67.9km/h	20.30* [2] 63.9km/h	23.21* [2] 61.8km/h	26.15* [2] 61.3km/h	29.01* [1] 63.0km/h	32.03* [1] 59.5km/h	35.15* [1] 57.8km/h	38.30* [1] 57.1km/h	41.43* [1] 57.6km/h	13.53* 58.1km/h	42.14 [1]
2	Ebony Bar Cool	2	67.3km/h	3.86 [4] 47.1km/h (1.5M)	6.77 [6] 61.7km/h (1.6M)	9.60 [6] 63.7km/h (1.8M)	12.38 [6] 64.7km/h (1.4M)	15.15 [6] 65.1km/h (2.1M)	17.84 [6] 66.8km/h (0.7M)	20.69 [6] 63.3km/h (0.4M)	23.66 [6] 60.6km/h (0.9M)	26.62 [6] 60.8km/h (1.4M)	29.49 [6] 62.9km/h (1.8M)	32.49 [6] 59.9km/h (1.8M)	35.64 [6] 57.1km/h (1.8M)	38.80 [5] 57.0km/h (0.8M)	41.92 [4] 57.6km/h (1.0M)	13.44 58.1km/h (1.3M)	42.52 [2]
1	Glenreagh Bullet	1	67.6km/h	3.86 [3] 47.1km/h (0.7M)	6.65 [3] 64.5km/h (1.4M)	9.39 [2] 65.7km/h (1.7M)	12.12 [2] 65.9km/h (1.1M)	14.85 [3] 65.9km/h (0.5M)	17.53 [3] 67.2km/h (0.2M)	20.33 [3] 64.2km/h (0.2M)	23.25 [3] 61.6km/h (0.8M)	26.26 [3] 59.9km/h (1.7M)	29.19 [3] 61.3km/h (1.9M)	32.27 [3] 58.5km/h (1.7M)	35.46 [3] 56.4km/h (1.5M)	38.68 [3] 55.9km/h (0.5M)	41.91 [3] 55.7km/h (0.2M)	13.75 56.8km/h (1.0M)	42.53 [3]
7	Fast Milkman	7	67.8km/h	3.78 [1] 48.1km/h (2.7M)	6.53 [1] 65.3km/h (1.8M)	9.24 [1] 66.6km/h (1.6M)	11.96 [1] 66.1km/h (1.0M)	14.68 [1] 66.2km/h (0.7M)	17.35 [1] 67.4km/h (0.2M)	20.21 [1] 63.1km/h (0.4M)	23.15 [1] 61.2km/h (0.8M)	26.14 [1] 60.2km/h (1.3M)	29.04 [2] 62.0km/h (1.3M)	32.08 [2] 59.2km/h (1.5M)	35.20 [2] 57.8km/h (1.3M)	38.36 [2] 56.9km/h (0.5M)	41.52 [2] 57.0km/h (0.4M)	14.01 57.9km/h (0.9M)	42.65 [4]
9	Akela Ninjutsu	5	68.2km/h	3.88* [5] 46.9km/h	6.72* [5] 63.3km/h	9.53* [5] 64.0km/h	12.29* [5] 65.3km/h	15.02* [5] 66.0km/h	17.70* [5] 67.1km/h	20.56* [5] 63.1km/h	23.50* [5] 61.1km/h	26.48* [5] 60.5km/h	29.37* [5] 62.2km/h	32.44* [5] 58.8km/h	35.59* [5] 57.0km/h	38.79* [4] 56.4km/h	41.95* [5] 56.8km/h	13.70* 57.4km/h	42.67 [5]
8	Henry Locksmith	8	68.3km/h	3.88 [6] 46.8km/h (3.4M)	6.71 [4] 63.6km/h (2.5M)	9.49 [4] 64.9km/h (2.3M)	12.22 [4] 66.0km/h (1.4M)	14.92 [4] 66.5km/h (1.2M)	17.59 [4] 67.4km/h (0.6M)	20.44 [4] 63.2km/h (0.6M)	23.39 [4] 61.0km/h (1.1M)	26.35 [4] 60.9km/h (1.4M)	29.25 [4] 62.0km/h (1.4M)	32.31 [4] 58.8km/h (1.5M)	35.52 [4] 56.2km/h (1.3M)	38.82 [6] 54.5km/h (1.1M)	42.04 [6] 55.9km/h (1.5M)	13.91 56.5km/h (1.3M)	42.76 [6]
4	Marionvale Tiger	4	67.6km/h	4.04 [8] 44.9km/h (2.4M)	6.87 [7] 63.8km/h (1.5M)	9.66 [7] 64.4km/h (1.4M)	12.44 [7] 64.8km/h (0.7M)	15.17 [7] 66.1km/h (0.6M)	17.88 [7] 66.4km/h (0.2M)	20.81 [7] 61.3km/h (0.2M)	23.79 [7] 60.4km/h (0.6M)	26.79 [7] 60.0km/h (1.1M)	29.70 [7] 62.0km/h (1.2M)	32.82 [7] 57.6km/h (1.3M)	35.97 [7] 57.2km/h (1.2M)	39.10 [7] 57.4km/h (0.5M)	42.21 [7] 57.9km/h (0.3M)	13.55 57.7km/h (0.8M)	42.83 [7]
3	Fantastic Iris	3	66.7km/h	3.89 [7] 46.7km/h (1.9M)	6.87 [8] 60.3km/h (2.0M)	9.94 [8] 58.7km/h (1.7M)	12.77 [8] 63.6km/h (0.6M)	15.52 [8] 65.5km/h (0.2M)	18.23 [8] 66.5km/h (0.3M)	21.09 [8] 62.9km/h (0.3M)	24.04 [8] 61.0km/h (0.9M)	27.01 [8] 60.6km/h (1.2M)	29.91 [8] 62.1km/h (1.2M)	33.02 [8] 57.9km/h (1.4M)	36.19 [8] 56.8km/h (1.4M)	39.39 [8] 56.3km/h (0.5M)	42.58 [8] 56.4km/h (0.3M)	13.71 57.0km/h (0.9M)	43.21 [8]

Data based on IsoLynx Localised Positioning System.
 Legend:
 [] - Rank at each section





ALBION PARK, QLD
Race 5 - SKY RACING - 520M
04/11/2024 - 19:43:42 PM

RUG	NAME	BOX	TOP SPEED	50M	100M	150M	200M	250M	300M	350M	400M	450M	500M	217M HOME	FINISH TIME
1	Mustang Hayze	1	68.9km/h	3.70 [4] 49.2km/h (0.7M)	6.34 [3] 68.1km/h (0.2M)	9.02 [2] 67.0km/h (0.4M)	11.74 [2] 66.2km/h (0.5M)	14.51 [2] 65.2km/h (1.2M)	17.20 [1] 66.9km/h (1.5M)	19.98 [1] 64.6km/h (1.4M)	22.93 [1] 61.0km/h (1.5M)	25.95 [1] 59.7km/h (0.7M)	29.00 [1] 59.0km/h (0.3M)	12.85 60.8km/h (0.9M)	30.21 [1]
7	Orson Apatite	7	69.8km/h	3.82 [7] 47.6km/h (3.5M)	6.47 [7] 67.8km/h (1.4M)	9.16 [4] 66.9km/h (0.4M)	11.89 [3] 66.0km/h (0.5M)	14.68 [3] 64.6km/h (1.4M)	17.38 [3] 66.7km/h (2.1M)	20.15 [3] 64.8km/h (1.5M)	23.11 [3] 60.8km/h (1.3M)	26.11 [2] 60.0km/h (0.5M)	29.10 [2] 60.3km/h (0.4M)	12.73 61.4km/h (0.8M)	30.27 [2]
3	Sarah's Gold	3	70.4km/h	3.65 [1] 49.8km/h (0.9M)	6.25 [2] 69.1km/h (0.2M)	8.92 [1] 67.5km/h (0.5M)	11.66 [1] 65.8km/h (0.8M)	14.46 [1] 64.3km/h (1.5M)	17.20 [2] 65.6km/h (2.2M)	20.06 [2] 62.9km/h (2.0M)	23.09 [2] 59.5km/h (2.0M)	26.19 [3] 58.1km/h (1.1M)	29.35 [3] 57.0km/h (1.5M)	13.23 59.0km/h (1.6M)	30.60 [3]
4	Rusty Demon	4	71.4km/h	3.67 [2] 49.5km/h (1.6M)	6.24 [1] 70.1km/h (0.4M)	9.07 [3] 63.6km/h (0.7M)	11.91 [4] 63.3km/h (0.7M)	14.77 [4] 63.1km/h (2.2M)	17.51 [4] 65.6km/h (2.8M)	20.31 [4] 64.4km/h (1.5M)	23.30 [4] 60.2km/h (1.3M)	26.36 [4] 58.8km/h (0.6M)	29.47 [4] 57.8km/h (0.2M)	13.03 59.9km/h (0.9M)	30.70 [4]
6	Miss Darkside	6	70.9km/h	3.74 [5] 48.5km/h (2.6M)	6.35 [4] 69.0km/h (1.1M)	9.25 [5] 62.3km/h (1.3M)	12.07 [5] 63.7km/h (0.9M)	14.92 [5] 63.2km/h (2.1M)	17.68 [5] 65.3km/h (2.2M)	20.54 [5] 62.8km/h (1.8M)	23.54 [5] 60.0km/h (1.7M)	26.58 [5] 59.2km/h (0.9M)	29.61 [5] 59.4km/h (1.7M)	12.95 60.3km/h (1.4M)	30.79 [5]
8	Big Easy AI	8	70.8km/h	3.88 [8] 46.8km/h (3.9M)	6.51 [8] 68.5km/h (2.3M)	9.25 [6] 65.6km/h (1.6M)	12.11 [6] 63.0km/h (2.1M)	14.96 [6] 63.1km/h (3.1M)	17.70 [6] 65.7km/h (3.8M)	20.56 [6] 63.0km/h (2.6M)	23.57 [6] 59.7km/h (2.3M)	26.64 [6] 58.5km/h (1.4M)	29.69 [6] 59.1km/h (2.1M)	13.01 59.9km/h (2.0M)	30.87 [6]
5	Obliging Warren	5	69.6km/h	3.78* [6] 48.1km/h	6.44* [6] 67.8km/h	9.27* [7] 63.4km/h	12.11* [7] 63.5km/h	14.96* [7] 63.1km/h	17.73* [7] 65.1km/h	20.59* [7] 63.0km/h	23.61* [7] 59.5km/h	26.69* [7] 58.4km/h	29.79* [7] 58.1km/h	13.12* 59.5km/h	31.01 [7]
2	Jumping Jive	2	68.4km/h	3.69 [3] 49.2km/h (0.5M)	6.36 [5] 67.4km/h (0.2M)	9.49 [8] 57.6km/h (1.4M)	12.39 [8] 62.1km/h (0.8M)	15.22 [8] 63.6km/h (1.6M)	17.97 [8] 65.4km/h (2.6M)	20.81 [8] 63.5km/h (1.8M)	23.79 [8] 60.3km/h (1.7M)	26.82 [8] 59.4km/h (1.0M)	29.88 [8] 58.9km/h (1.4M)	12.94 60.3km/h (1.4M)	31.08 [8]

Data based on IsoLynx Localised Positioning System.

Legend:

[] - Rank at each section

() - Avg. meters to rail for section

* - Estimated values





ALBION PARK, QLD
Race 6 - BRISGREYS.COM - 600M
04/11/2024 - 20:05:43 PM

RUG	NAME	BOX	TOP SPEED	50M	100M	150M	200M	250M	300M	350M	400M	450M	500M	550M	600M	217M HOME	FINISH TIME
1	Brunswick Flyer	1	71.5km/h	3.95 [4] 45.9km/h (1.1M)	6.79 [4] 63.4km/h (1.0M)	9.42 [4] 68.6km/h (1.0M)	11.95 [4] 71.2km/h (0.3M)	14.65 [4] 66.7km/h (0.2M)	17.47 [4] 63.8km/h (0.9M)	20.30 [4] 63.7km/h (2.0M)	23.06 [2] 65.1km/h (2.3M)	25.98 [2] 61.7km/h (2.0M)	28.97 [2] 60.2km/h (1.8M)	32.01 [2] 59.2km/h (1.0M)	34.99 [1] 60.3km/h (1.0M)	12.88 60.6km/h (1.5M)	34.99 [1]
2	Power Of Whiskey	2	70.9km/h	3.73 [1] 48.7km/h (1.5M)	6.47 [1] 65.7km/h (0.9M)	9.09 [1] 68.8km/h (1.1M)	11.65 [1] 70.2km/h (0.4M)	14.39 [1] 65.8km/h (0.5M)	17.24 [1] 63.2km/h (1.0M)	20.10 [1] 62.9km/h (1.4M)	22.90 [1] 64.1km/h (1.3M)	25.89 [1] 60.3km/h (1.6M)	28.94 [1] 59.1km/h (1.3M)	32.01 [1] 58.7km/h (0.3M)	35.06 [2] 58.8km/h (0.1M)	13.12 59.5km/h (0.9M)	35.06 [2]
9	Live Stream	8	72.4km/h	3.92* [3] 46.3km/h	6.73* [3] 64.1km/h	9.34* [3] 68.8km/h	11.88* [3] 70.9km/h	14.62* [3] 65.7km/h	17.45* [3] 63.6km/h	20.29* [3] 63.4km/h	23.08* [3] 64.6km/h	26.03* [3] 60.9km/h	29.08* [3] 59.0km/h	32.17* [3] 58.3km/h	35.22* [3] 58.8km/h	13.10*	35.22 [3]
7	Just Loco	7	69.9km/h	3.97 [5] 45.8km/h (2.4M)	6.90 [7] 61.4km/h (0.8M)	9.60 [7] 66.5km/h (0.3M)	12.20 [7] 69.3km/h (0.2M)	14.95 [7] 65.3km/h (0.4M)	17.88 [7] 61.5km/h (0.9M)	20.75 [7] 62.7km/h (1.2M)	23.56 [7] 64.1km/h (1.5M)	26.52 [7] 60.8km/h (1.6M)	29.54 [7] 59.6km/h (1.2M)	32.59 [4] 59.0km/h (0.3M)	35.61 [4] 59.6km/h (0.2M)	13.01 60.0km/h (0.9M)	35.61 [4]
6	Ace's Chance	6	71.3km/h	4.03 [6] 45.0km/h (2.7M)	6.88 [5] 63.3km/h (1.9M)	9.47 [5] 69.4km/h (2.4M)	12.04 [6] 70.1km/h (1.0M)	14.89 [6] 63.2km/h (1.1M)	17.70 [6] 63.9km/h (1.2M)	20.57 [6] 62.7km/h (2.0M)	23.37 [6] 64.3km/h (1.6M)	26.36 [6] 60.2km/h (1.6M)	29.47 [6] 57.9km/h (2.0M)	32.60 [5] 57.5km/h (1.7M)	35.61 [5] 59.3km/h (1.4M)	13.20 59.1km/h (1.6M)	35.61 [5]
5	Seaway Flyer	5	71.8km/h	4.04 [7] 44.9km/h (2.2M)	6.88 [6] 63.3km/h (1.5M)	9.48 [6] 69.2km/h (1.6M)	12.02 [5] 71.0km/h (0.6M)	14.78 [5] 65.1km/h (1.1M)	17.65 [5] 62.7km/h (2.1M)	20.51 [5] 63.1km/h (2.4M)	23.30 [5] 64.3km/h (2.2M)	26.28 [5] 60.5km/h (1.8M)	29.42 [5] 57.3km/h (1.6M)	32.61 [6] 56.6km/h (1.3M)	35.72 [6] 57.8km/h (0.9M)	13.38 58.4km/h (1.4M)	35.72 [6]
3	Izzy No Talk	3	70.1km/h	4.05 [8] 44.8km/h (1.4M)	6.94 [8] 62.3km/h (0.6M)	9.71 [8] 65.0km/h (0.7M)	12.30 [8] 69.4km/h (0.6M)	15.07 [8] 65.0km/h (0.9M)	17.93 [8] 62.9km/h (1.4M)	20.80 [8] 62.7km/h (2.9M)	23.64 [8] 63.5km/h (2.7M)	26.64 [8] 60.1km/h (1.7M)	29.70 [8] 58.7km/h (1.5M)	32.78 [8] 58.4km/h (0.4M)	35.85 [7] 58.3km/h (0.4M)	13.19 59.2km/h (1.1M)	35.85 [7]
4	Mr. Springtime	4	72.2km/h	3.89 [2] 46.6km/h (1.7M)	6.64 [2] 65.7km/h (0.8M)	9.19 [2] 70.3km/h (2.1M)	11.73 [2] 70.9km/h (0.9M)	14.51 [2] 64.9km/h (1.0M)	17.36 [2] 63.0km/h (1.5M)	20.26 [2] 62.2km/h (2.7M)	23.13 [4] 62.7km/h (2.9M)	26.19 [4] 58.8km/h (2.0M)	29.35 [4] 57.0km/h (1.3M)	32.61 [7] 55.3km/h (0.6M)	35.91 [8] 54.1km/h (0.7M)	13.77 56.6km/h (1.3M)	35.91 [8]

Data based on IsoLynx Localised Positioning System.

Legend:

[] - Rank at each section





ALBION PARK, QLD
Race 7 - GORSKI ALUMINIUM TIPPERS - 600M
04/11/2024 - 20:24:07 PM

RUG	NAME	BOX	TOP SPEED	50M	100M	150M	200M	250M	300M	350M	400M	450M	500M	550M	600M	217M HOME	FINISH TIME
1	Shazam	1	72.0km/h	3.82 [3] 47.6km/h (1.3M)	6.54 [3] 66.2km/h (1.4M)	9.11 [3] 70.0km/h (1.7M)	11.66 [3] 70.6km/h (0.5M)	14.40 [3] 65.5km/h (0.8M)	17.27 [2] 62.9km/h (1.2M)	20.14 [2] 62.7km/h (2.2M)	22.93 [2] 64.4km/h (2.3M)	25.90 [2] 60.7km/h (2.0M)	28.92 [2] 59.5km/h (1.6M)	31.99 [2] 58.7km/h (1.0M)	35.05 [1] 58.6km/h (1.2M)	13.07 59.7km/h (1.5M)	35.05 [1]
3	Claretown Sadie	3	71.8km/h	3.66 [1] 49.7km/h (1.7M)	6.32 [1] 67.6km/h (1.0M)	8.90 [1] 69.9km/h (0.9M)	11.42 [1] 71.4km/h (0.3M)	14.10 [1] 67.1km/h (0.5M)	16.95 [1] 63.2km/h (1.0M)	19.88 [1] 61.4km/h (2.2M)	22.75 [1] 62.7km/h (1.9M)	25.74 [1] 60.2km/h (1.5M)	28.81 [1] 58.6km/h (1.2M)	31.96 [1] 57.1km/h (0.5M)	35.18 [2] 55.8km/h (0.6M)	13.41 58.2km/h (1.0M)	35.18 [2]
6	Last To Know	6	70.8km/h	3.85 [5] 47.1km/h (2.9M)	6.66 [4] 64.3km/h (1.2M)	9.26 [4] 69.2km/h (1.2M)	11.83 [4] 69.9km/h (0.6M)	14.54 [4] 66.4km/h (0.7M)	17.40 [4] 63.1km/h (1.0M)	20.27 [4] 62.7km/h (1.7M)	23.09 [3] 63.8km/h (1.8M)	26.07 [3] 60.4km/h (1.7M)	29.10 [3] 59.4km/h (1.6M)	32.16 [3] 58.8km/h (1.0M)	35.18 [3] 59.2km/h (1.5M)	13.05 59.8km/h (1.5M)	35.18 [3]
7	Cha Cha Kitty	7	71.5km/h	3.84 [4] 47.3km/h (3.1M)	6.71 [6] 62.6km/h (2.1M)	9.32 [6] 69.0km/h (1.9M)	11.90 [6] 69.8km/h (0.7M)	14.65 [6] 65.4km/h (0.5M)	17.50 [5] 63.1km/h (1.0M)	20.37 [5] 62.7km/h (2.2M)	23.19 [5] 64.0km/h (2.7M)	26.17 [5] 60.3km/h (1.7M)	29.24 [4] 58.7km/h (1.2M)	32.33 [4] 58.2km/h (0.4M)	35.43 [4] 58.0km/h (0.5M)	13.21 59.1km/h (1.1M)	35.43 [4]
5	Astro Lee	5	71.9km/h	3.77 [2] 48.2km/h (2.4M)	6.50 [2] 66.0km/h (1.9M)	9.09 [2] 69.5km/h (2.3M)	11.63 [2] 71.0km/h (0.9M)	14.40 [2] 64.8km/h (1.6M)	17.30 [3] 62.2km/h (1.9M)	20.22 [3] 61.5km/h (2.9M)	23.09 [4] 62.7km/h (2.7M)	26.15 [4] 59.0km/h (2.3M)	29.28 [5] 57.4km/h (2.1M)	32.45 [6] 56.8km/h (1.5M)	35.56 [5] 57.4km/h (1.9M)	13.45 58.0km/h (2.0M)	35.56 [5]
2	Ava's Bluey	2	70.7km/h	4.00 [8] 45.4km/h (1.6M)	6.79 [7] 64.5km/h (0.8M)	9.42 [7] 68.5km/h (0.4M)	12.01 [7] 69.6km/h (0.2M)	14.76 [7] 65.3km/h (0.2M)	17.63 [7] 62.8km/h (1.4M)	20.46 [7] 63.5km/h (2.6M)	23.28 [7] 63.9km/h (2.9M)	26.26 [6] 60.5km/h (2.1M)	29.30 [6] 59.1km/h (1.5M)	32.44 [5] 57.4km/h (0.4M)	35.57 [6] 57.4km/h (0.3M)	13.26 58.9km/h (1.2M)	35.57 [6]
10	Easy As That	8	71.6km/h	3.86* [6] 47.1km/h	6.66* [5] 64.3km/h	9.28* [5] 68.7km/h	11.86* [5] 69.7km/h	14.63* [5] 64.9km/h	17.53* [6] 62.1km/h	20.43* [6] 61.9km/h	23.28* [6] 63.2km/h	26.30* [7] 59.7km/h	29.38* [7] 58.4km/h	32.51* [7] 57.6km/h	35.62* [7] 57.5km/h	13.31* 58.6km/h	35.62 [7]
4	Itchy Feet	4	69.9km/h	3.91 [7] 46.5km/h (2.1M)	6.82 [8] 61.8km/h (1.6M)	9.49 [8] 67.4km/h (1.7M)	12.11 [8] 68.8km/h (0.9M)	14.98 [8] 62.7km/h (1.5M)	17.96 [8] 60.3km/h (1.8M)	20.87 [8] 61.8km/h (2.2M)	23.72 [8] 63.3km/h (2.0M)	26.75 [8] 59.3km/h (2.0M)	29.84 [8] 58.3km/h (1.8M)	32.92 [8] 58.5km/h (1.0M)	35.95 [8] 59.0km/h (1.6M)	13.21 59.1km/h (1.6M)	35.95 [8]

Data based on IsoLynx Localised Positioning System.

Legend:

[] - Rank at each section

() - Avg. meters to rail for section

* - Estimated values





ALBION PARK, QLD
Race 8 - BORGBET TIPPING SERVICE 5th Grade H - 520M
04/11/2024 - 20:46:43 PM

RUG	NAME	BOX	TOP SPEED	50M	100M	150M	200M	250M	300M	350M	400M	450M	500M	217M HOME	FINISH TIME
2	Shimmering Light	2	71.1km/h	3.75 [1] 48.4km/h (1.1M)	6.35 [1] 69.2km/h (0.9M)	8.95 [1] 69.4km/h (0.7M)	11.63 [1] 67.0km/h (1.3M)	14.42 [1] 64.5km/h (2.6M)	17.15 [1] 66.0km/h (3.4M)	19.94 [1] 64.5km/h (1.9M)	22.89 [1] 61.1km/h (1.7M)	25.90 [1] 59.7km/h (1.1M)	28.96 [1] 58.8km/h (2.0M)	12.85 60.7km/h (1.6M)	30.16 [1]
4	Electric Cha Cha	4	69.5km/h	3.83 [4] 47.4km/h (2.1M)	6.50 [3] 67.4km/h (1.4M)	9.14 [2] 68.0km/h (0.3M)	11.87 [2] 66.1km/h (0.8M)	14.68 [2] 64.1km/h (1.8M)	17.42 [2] 65.5km/h (2.7M)	20.25 [2] 63.8km/h (1.7M)	23.22 [2] 60.6km/h (1.5M)	26.26 [2] 59.2km/h (0.6M)	29.33 [2] 58.7km/h (0.9M)	12.94 60.3km/h (1.1M)	30.53 [2]
5	Out The Bottle	5	68.8km/h	3.88 [6] 46.8km/h (2.4M)	6.59 [6] 66.5km/h (2.0M)	9.36 [4] 65.0km/h (1.6M)	12.22 [4] 63.0km/h (1.8M)	15.11 [4] 62.2km/h (2.5M)	17.85 [4] 65.7km/h (3.5M)	20.69 [4] 63.4km/h (2.6M)	23.63 [3] 61.3km/h (2.0M)	26.55 [3] 61.7km/h (0.9M)	29.46 [3] 61.8km/h (0.4M)	12.58 62.0km/h (1.4M)	30.60 [3]
7	Mculty	7	68.9km/h	3.81 [2] 47.7km/h (3.5M)	6.49 [2] 67.0km/h (1.9M)	9.32 [3] 63.7km/h (1.0M)	12.12 [3] 64.3km/h (0.7M)	14.99 [3] 62.7km/h (1.6M)	17.78 [3] 64.5km/h (2.6M)	20.66 [3] 62.5km/h (1.6M)	23.71 [4] 59.1km/h (1.3M)	26.76 [4] 59.0km/h (0.6M)	29.81 [4] 59.0km/h (0.7M)	13.05 59.9km/h (1.0M)	31.00 [4]
1	Doing Fine	1	68.6km/h	3.84 [5] 47.3km/h (0.3M)	6.52 [4] 67.1km/h (0.1M)	9.36 [5] 63.4km/h (0.5M)	12.26 [5] 62.1km/h (0.8M)	15.17 [5] 61.9km/h (1.4M)	17.95 [6] 64.7km/h (1.6M)	20.89 [6] 61.2km/h (1.9M)	23.96 [6] 58.6km/h (1.8M)	27.00 [6] 59.3km/h (0.9M)	29.97 [5] 60.5km/h (1.0M)	13.00 60.1km/h (1.3M)	31.12 [5]
8	Olsen Gang	8	67.5km/h	3.94 [7] 46.1km/h (3.0M)	6.71 [8] 65.0km/h (1.7M)	9.49 [8] 64.8km/h (0.3M)	12.36 [8] 62.8km/h (0.8M)	15.27 [7] 61.8km/h (1.6M)	18.04 [7] 65.0km/h (2.1M)	20.94 [7] 62.0km/h (1.6M)	24.03 [7] 58.3km/h (1.4M)	27.07 [7] 59.2km/h (0.6M)	30.10 [7] 59.4km/h (0.5M)	13.07 59.7km/h (0.9M)	31.28 [6]
6	Condolezza Cloud	6	69.0km/h	3.96 [8] 45.8km/h (2.4M)	6.63 [7] 67.4km/h (0.7M)	9.40 [7] 65.1km/h (0.5M)	12.28 [6] 62.5km/h (0.5M)	15.19 [6] 61.9km/h (1.0M)	17.95 [5] 65.2km/h (1.0M)	20.86 [5] 61.8km/h (1.4M)	23.93 [5] 58.8km/h (1.3M)	26.99 [5] 58.7km/h (0.6M)	30.09 [6] 58.1km/h (0.1M)	13.20 59.2km/h (0.8M)	31.32 [7]
3	Walk Me Daddy	3	68.2km/h	3.82 [3] 47.6km/h (1.6M)	6.54 [5] 66.1km/h (0.7M)	9.36 [6] 63.7km/h (1.0M)	12.35 [7] 60.3km/h (1.6M)	15.42 [8] 58.7km/h (3.3M)	18.28 [8] 63.0km/h (3.6M)	21.17 [8] 62.2km/h (1.9M)	24.19 [8] 59.7km/h (2.1M)	27.24 [8] 59.1km/h (1.4M)	30.27 [8] 59.3km/h (1.8M)	13.00 60.0km/h (1.8M)	31.45 [8]

Data based on IsoLynx Localised Positioning System.

Legend:

[] - Rank at each section

() - Avg. meters to rail for section

* - Estimated values





ALBION PARK, QLD
 Race 9 - ASPLEY LEAGUES CLUB 5th Grade H - 520M
 04/11/2024 - 21:04:47 PM

RUG	NAME	BOX	TOP SPEED	50M	100M	150M	200M	250M	300M	350M	400M	450M	500M	217M HOME	FINISH TIME
7	Riorson Bale	7	70.6km/h	3.80 [2] 47.8km/h (2.3M)	6.43 [2] 68.4km/h (0.7M)	9.03 [1] 69.2km/h (0.5M)	11.75 [1] 66.2km/h (1.2M)	14.53 [1] 64.7km/h (1.9M)	17.25 [1] 66.2km/h (2.1M)	20.04 [1] 64.4km/h (1.8M)	22.98 [1] 61.3km/h (1.7M)	26.00 [1] 59.6km/h (1.0M)	29.03 [1] 59.5km/h (1.0M)	12.80 61.0km/h (1.3M)	30.21 [1]
3	Bye Bye Dora	3	67.7km/h	3.90 [5] 46.6km/h (1.3M)	6.63 [6] 65.8km/h (0.5M)	9.34 [3] 66.5km/h (0.5M)	12.04 [3] 66.8km/h (0.6M)	14.81 [3] 65.0km/h (1.5M)	17.51 [3] 66.6km/h (2.3M)	20.28 [3] 65.1km/h (1.6M)	23.19 [3] 61.7km/h (1.5M)	26.15 [2] 60.9km/h (0.7M)	29.12 [2] 60.6km/h (0.5M)	12.63 61.9km/h (1.0M)	30.30 [2]
6	Maid In Space	6	69.9km/h	3.93 [6] 46.2km/h (2.2M)	6.60 [5] 67.4km/h (1.3M)	9.42 [4] 63.8km/h (1.4M)	12.22 [4] 64.3km/h (1.1M)	15.00 [4] 64.7km/h (1.5M)	17.69 [4] 66.9km/h (1.6M)	20.48 [4] 64.6km/h (1.4M)	23.40 [4] 61.7km/h (1.4M)	26.32 [4] 61.7km/h (0.7M)	29.23 [3] 61.8km/h (0.8M)	12.50 62.4km/h (1.0M)	30.36 [3]
8	Claretown Mikey	8	71.1km/h	3.78 [1] 48.1km/h (3.2M)	6.40 [1] 68.8km/h (1.3M)	9.04 [2] 68.0km/h (1.3M)	11.82 [2] 64.8km/h (2.2M)	14.66 [2] 63.5km/h (3.1M)	17.38 [2] 66.1km/h (3.6M)	20.21 [2] 63.5km/h (2.5M)	23.19 [2] 60.6km/h (2.2M)	26.23 [3] 59.1km/h (1.7M)	29.28 [4] 59.1km/h (2.1M)	12.90 60.3km/h (2.1M)	30.45 [4]
1	Biscuits Cloud	1	69.4km/h	3.82 [3] 47.6km/h (0.9M)	6.49 [3] 67.2km/h (0.6M)	9.49 [5] 60.0km/h (0.7M)	12.39 [6] 62.2km/h (1.2M)	15.24 [6] 63.1km/h (2.0M)	17.99 [6] 65.5km/h (2.9M)	20.83 [6] 63.4km/h (2.3M)	23.82 [6] 60.2km/h (2.0M)	26.86 [5] 59.2km/h (1.2M)	29.91 [6] 59.1km/h (1.8M)	12.94 60.3km/h (1.8M)	31.09 [5]
5	Hester Rhode	5	67.7km/h	4.01 [8] 45.3km/h (1.6M)	6.76 [7] 65.5km/h (0.7M)	9.50 [6] 65.7km/h (0.7M)	12.30 [5] 64.1km/h (0.8M)	15.16 [5] 62.9km/h (1.4M)	17.93 [5] 65.1km/h (1.9M)	20.80 [5] 62.6km/h (1.6M)	23.81 [5] 59.8km/h (1.4M)	26.86 [6] 59.0km/h (0.7M)	29.91 [5] 59.1km/h (0.6M)	13.01 60.1km/h (1.0M)	31.10 [6]
4	Lenny Large	4	66.4km/h	3.96 [7] 45.9km/h (1.2M)	6.78 [8] 63.8km/h (0.3M)	9.72 [7] 61.3km/h (0.2M)	12.61 [7] 62.2km/h (0.6M)	15.45 [7] 63.4km/h (1.3M)	18.21 [7] 65.3km/h (1.4M)	21.31 [7] 58.0km/h (1.6M)	24.36 [7] 59.0km/h (1.5M)	27.33 [7] 60.6km/h (0.8M)	30.26 [7] 61.6km/h (0.5M)	13.01 60.1km/h (1.0M)	31.39 [7]
2	Devil Don't Know	2	69.1km/h	3.88 [4] 46.8km/h (0.8M)	6.54 [4] 67.7km/h (0.3M)	11.95 [8] 33.3km/h (1.4M)	15.39 [8] 52.3km/h (1.3M)	18.47 [8] 58.5km/h (2.6M)	21.42 [8] 60.9km/h (2.8M)	24.46 [8] 59.3km/h (2.1M)	27.60 [8] 57.3km/h (2.0M)	30.82 [8] 56.0km/h (1.2M)	33.98 [8] 56.9km/h (1.4M)	13.69 57.0km/h (1.6M)	35.29 [8]

Data based on IsoLynx Localised Positioning System.

Legend:

[] - Rank at each section









() - Avg. meters to rail for section

* - Estimated values





ALBION PARK, QLD
Race 10 - FABREGAS @ METICULOUS LODGE 5th Grade H - 520M
04/11/2024 - 21:27:46 PM

RUG	NAME	BOX	SECTION-1	SECTION-2	HOME	FINISH TIME
	Shamrock Hayze	2	5.56	17.16	12.96	30.12 [1]
	Arbela	1	5.60	17.50	12.83	30.33 [2]
	Glenreagh Burner	6	5.78	17.68	12.79	30.47 [3]
	Wise Kevin	8	5.70	17.73	12.81	30.54 [4]
	Big Zach	4	5.67	17.87	12.88	30.75 [5]
	Graduation Gift	7	5.67	18.43	13.04	31.47 [6]
	Eternal Winter	3	5.61	18.26	13.23	31.49 [7]
	Federal Vixen	5	5.70	18.17	13.44	31.61 [8]

Data based on IsoLynx Localised Positioning System.

Legend:

[] - Rank at each section

() - Avg. meters to rail for section

* - Estimated values





ALBION PARK, QLD
 Race 11 - PACERS AND CHASERS BISTRO 5th Grade H - 520M
 04/11/2024 - 21:42:45 PM

RUG	NAME	BOX	TOP SPEED	50M	100M	150M	200M	250M	300M	350M	400M	450M	500M	217M HOME	FINISH TIME
8	Cash Handy	8	68.6km/h	3.84 [7] 47.3km/h (3.2M)	6.52 [4] 67.2km/h (1.5M)	9.44 [7] 61.6km/h (1.7M)	12.43 [7] 60.3km/h (1.1M)	15.26 [7] 63.5km/h (1.1M)	18.01 [7] 65.4km/h (1.2M)	20.86 [7] 63.1km/h (1.2M)	23.87 [7] 60.0km/h (1.3M)	26.94 [5] 58.5km/h (0.5M)	30.06 [4] 57.8km/h (0.2M)	12.12 59.6km/h (0.8M)	30.30 [1]
3	Perfect Score	3	67.7km/h	3.71 [1] 49.0km/h (1.0M)	6.42 [1] 66.5km/h (0.1M)	9.29 [2] 62.7km/h (0.3M)	12.10 [2] 63.9km/h (0.6M)	14.94 [2] 63.3km/h (1.3M)	17.72 [2] 64.9km/h (1.9M)	20.59 [2] 62.7km/h (1.7M)	23.60 [2] 59.9km/h (1.4M)	26.65 [2] 59.0km/h (0.6M)	29.69 [1] 59.2km/h (0.3M)	12.99 60.1km/h (0.9M)	30.88 [2]
2	Bye Bye Dreamer	2	68.0km/h	3.83 [6] 47.5km/h (0.7M)	6.54 [5] 66.4km/h (0.2M)	9.39 [3] 63.0km/h (0.4M)	12.19 [3] 64.4km/h (1.0M)	15.03 [3] 63.3km/h (2.3M)	17.80 [3] 65.0km/h (2.6M)	20.68 [3] 62.6km/h (1.6M)	23.68 [3] 60.0km/h (1.4M)	26.74 [3] 58.8km/h (0.9M)	29.79 [2] 58.9km/h (0.7M)	13.02 60.0km/h (1.1M)	30.99 [3]
1	More Peaches	1	67.5km/h	3.74 [2] 48.6km/h (0.4M)	6.45 [3] 66.5km/h (0.2M)	9.40 [4] 60.9km/h (1.5M)	12.40 [6] 60.0km/h (2.8M)	15.26 [6] 63.0km/h (2.3M)	18.00 [6] 65.7km/h (2.9M)	20.81 [5] 63.9km/h (2.4M)	23.77 [4] 60.9km/h (2.2M)	26.77 [4] 59.9km/h (1.4M)	29.80 [3] 59.5km/h (2.0M)	12.84 60.8km/h (1.9M)	31.00 [4]
6	Arctic Hawk	6	68.3km/h	3.82* [4] 47.5km/h	6.54* [6] 66.3km/h	9.43* [5] 62.2km/h	12.33* [4] 62.2km/h	15.18* [4] 63.1km/h	17.95* [4] 65.1km/h	20.81* [4] 62.9km/h	23.82* [5] 59.8km/h	26.94* [6] 57.6km/h	30.14* [6] 56.3km/h	13.13* 58.7km/h	31.25 [5]
9	Striking Miss	5	68.3km/h	3.82* [5] 47.5km/h	6.54* [7] 66.3km/h	9.44* [6] 62.2km/h	12.33* [5] 62.2km/h	15.19* [5] 63.0km/h	17.95* [5] 65.0km/h	20.82* [6] 62.9km/h	23.83* [6] 59.7km/h	26.95* [7] 57.6km/h	30.15* [8] 56.3km/h	13.14* 58.7km/h	31.26 [6]
7	Slack	7	69.0km/h	3.90 [8] 46.6km/h (2.8M)	6.61 [8] 66.4km/h (1.2M)	9.50 [8] 62.4km/h (2.3M)	12.43 [8] 61.3km/h (2.0M)	15.30 [8] 62.8km/h (1.9M)	18.07 [8] 65.0km/h (2.3M)	20.92 [8] 63.1km/h (2.0M)	23.96 [8] 59.2km/h (2.5M)	27.02 [8] 58.9km/h (1.6M)	30.06 [5] 59.2km/h (2.8M)	13.05 59.8km/h (2.3M)	31.29 [7]
4	Royal Warren	4	69.4km/h	3.76 [3] 48.3km/h (1.5M)	6.42 [2] 67.7km/h (0.4M)	9.17 [1] 65.4km/h (1.2M)	11.88 [1] 66.4km/h (1.3M)	14.65 [1] 65.1km/h (2.0M)	17.33 [1] 67.2km/h (2.0M)	20.10 [1] 64.9km/h (1.8M)	23.04 [1] 61.1km/h (1.8M)	26.40 [1] 53.7km/h (1.1M)	30.15 [7] 48.0km/h (0.6M)	14.21 54.9km/h (1.2M)	31.70 [8]

Data based on IsoLynx Localised Positioning System.

Legend:

[] - Rank at each section









() - Avg. meters to rail for section

* - Estimated values





ALBION PARK, QLD
Race 12 - SENNACHIE @ STUD - STEVE WHITE - 395M
04/11/2024 - 21:57:43 PM

RUG	NAME	BOX	SECTION-1	HOME	FINISH TIME
	Weblec Whistler	2	10.82	12.09	22.91 [1]
	Ultra Hannah	4	11.02	12.21	23.23 [2]
	Late For School	6	11.04	12.40	23.44 [3]
	Sounds Lucky	1	10.96	12.62	23.58 [4]
	Charlie's Flyer	3	11.13	12.62	23.75 [5]
	You Know Better	5	11.08	12.68	23.76 [6]
	Aerobic Ice Age	8	11.04	12.88	23.92 [7]
	Shari's Angel	7	11.13	12.82	23.95 [8]

Data based on IsoLynx Localised Positioning System.
Legend:
[] - Rank at each section
() - Avg. meters to rail for section
* - Estimated values

