



# Aquis Park Gold Coast Poly QLD Professional

## Race 5: EAST COAST CONCRETE Maiden Plate - 1200m

05 November 2024 - 15:53



Track Rating: Synthetic, Weather: Fine, Rail Position: True

Section		Overall	1000m	800m	600m	400m	200m	Last 600m					
Field Times		1:11.07 (0:13.74)	0:57.33 (0:11.06)	0:46.27 (0:11.35)	0:34.92 (0:11.34)	0:23.58 (0:11.49)	0:12.09 (0:12.09)	0:34.92					
Rank	TAB Horse/Jockey	Barrier	Top Speed [km/h]	Fastest Section	Margin								Distance Travelled [m]
1	1 MINTO'S POWER Jace McMurray	4	65.7 1000m	0:11.06 1000m	1:11.07 [1] (0:13.74)	0:57.33 [1] (0:11.06)	0:46.27 [1] (0:11.35)	0:34.92 [1] (0:11.34)	0:23.58 [1] (0:11.49)	0:12.09 [1] (0:12.09)	1:11.07	0:34.92	
2	6 DESERT COUGAR Sean Cormack	3	66.2 1000m	0:11.15 1000m	1:11.90 [2] (0:13.96)	0:57.94 [3] (0:11.15)	0:46.79 [3] (0:11.32)	0:35.47 [3] (0:11.31)	0:24.16 [2] (0:11.63)	0:12.53 [2] (0:12.53)	4.8L	0:35.47	+5
3	4 ANOTHERLOVELYDAY Kirk Matheson	2	65.6 1000m	0:11.15 1000m	1:12.09 [3] (0:13.84)	0:58.25 [2] (0:11.15)	0:47.10 [2] (0:11.38)	0:35.72 [2] (0:11.46)	0:24.26 [3] (0:12.00)	0:12.26 [3] (0:12.26)	5.8L	0:35.72	-1
4	7 LILICA EBET Michael Cahill	8	65.6 1000m	0:11.04 1000m	1:12.16 [4] (0:14.24)	0:57.92 [5] (0:11.04)	0:46.88 [4] (0:11.33)	0:35.55 [4] (0:11.45)	0:24.10 [4] (0:11.88)	0:12.22 [4] (0:12.22)	6.1L	0:35.55	-1
5	10 TANGO SPIRIT Nozi Tomizawa	7	65.8 800m	0:11.14 1000m	1:12.21 [5] (0:14.16)	0:58.05 [4] (0:11.14)	0:46.91 [5] (0:11.34)	0:35.57 [5] (0:11.52)	0:24.05 [5] (0:12.00)	0:12.05 [6] (0:12.05)	6.3L	0:35.57	+3
6	2 WHITTAKER Jason Taylor	10	65.5 1000m	0:11.18 1000m	1:12.28 [6] (0:14.35)	0:57.93 [6] (0:11.18)	0:46.75 [6] (0:11.38)	0:35.37 [6] (0:11.45)	0:23.92 [6] (0:11.67)	0:12.25 [5] (0:12.25)	6.6L	0:35.37	+6

Scratched: Super Sweet (#9), Pearl In Hay (#8), Capital Grenade (#5), Becallmah (#3)

[ ] Ranking at each section and finish  
 -:-:- No data available at this section  
 NA No data available

SCN Saddle cloth number  
 DNF Did not finish  
 DNT Did not track



Horse/Jockey Name	Minto's Power
Final Rank	1
Fastest Section Time (Section)	0:11.06 (1000m)
Top Speed [km/h] (Section)	65.7 (1000m)
Race State	Finished



Aquis Park Gold Coast Poly QLD Professional

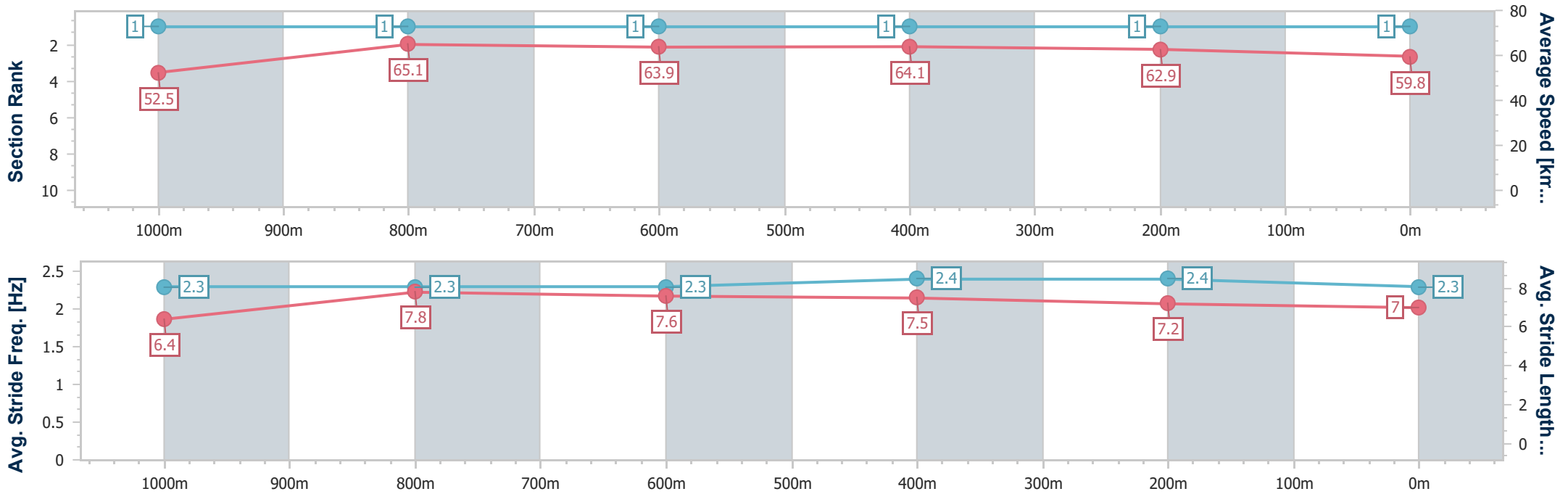
Race 5: EAST COAST CONCRETE Maiden Plate - 1200m



05 November 2024 - 15:53

Track Rating: Synthetic, Weather: Fine, Rail Position: True

Section	Overall	1000m	800m	600m	400m	200m
Section Times	1:11.07 [1] (0:13.74)	0:57.33 [1] (0:11.06)	0:46.27 [1] (0:11.35)	0:34.92 [1] (0:11.34)	0:23.58 [1] (0:11.49)	0:12.09 [1] (0:12.09)
Average Speed [km/h]	52.5	65.1	63.9	64.1	62.9	59.8
Top Speed [km/h]	65.2	65.7	65.3	65.1	63.7	62.2
Avg. Dist. to Rail [m]	2.3	0.7	1.5	2.2	2.4	3.0
Avg. Stride Freq. [Hz]	2.3	2.3	2.3	2.4	2.4	2.3
Avg. Stride Length [m]	6.4	7.8	7.6	7.5	7.2	7.0



- [ ] Ranking at each section and finish
- .-.- No data available at this section
- NA No data available



Horse/Jockey Name	Desert Cougar
Final Rank	2
Fastest Section Time (Section)	0:11.15 (1000m)
Top Speed [km/h] (Section)	66.2 (1000m)
Race State	Finished



Aquis Park Gold Coast Poly QLD Professional

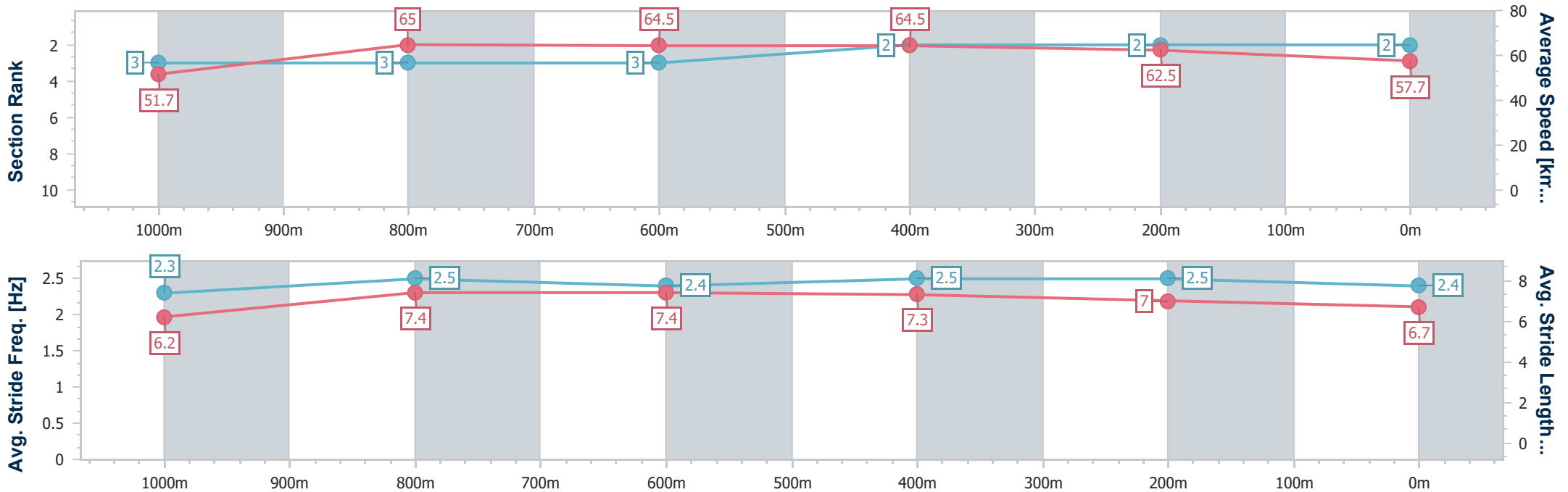
Race 5: EAST COAST CONCRETE Maiden Plate - 1200m



05 November 2024 - 15:53

Track Rating: Synthetic, Weather: Fine, Rail Position: True

Section	Overall	1000m	800m	600m	400m	200m
Section Times	1:11.90 [2] (0:13.96)	0:57.94 [3] (0:11.15)	0:46.79 [3] (0:11.32)	0:35.47 [3] (0:11.31)	0:24.16 [2] (0:11.63)	0:12.53 [2] (0:12.53)
Average Speed [km/h]	51.7	65.0	64.5	64.5	62.5	57.7
Top Speed [km/h]	65.7	66.2	65.9	65.7	63.5	60.8
Avg. Dist. to Rail [m]	2.1	2.1	2.7	2.9	4.6	4.1
Avg. Stride Freq. [Hz]	2.3	2.5	2.4	2.5	2.5	2.4
Avg. Stride Length [m]	6.2	7.4	7.4	7.3	7.0	6.7



- [ ] Ranking at each section and finish
- .-.- No data available at this section
- NA No data available



Horse/Jockey Name	Anotherlovelyday
Final Rank	3
Fastest Section Time (Section)	0:11.15 (1000m)
Top Speed [km/h] (Section)	65.6 (1000m)
Race State	Finished



Aquis Park Gold Coast Poly QLD Professional

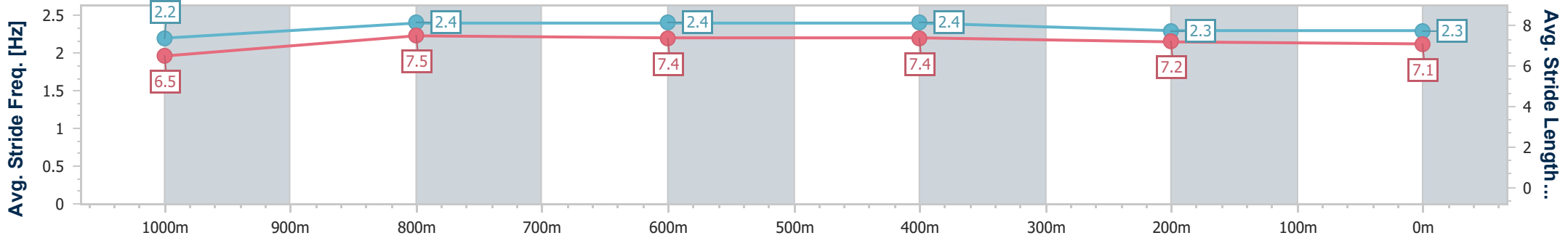
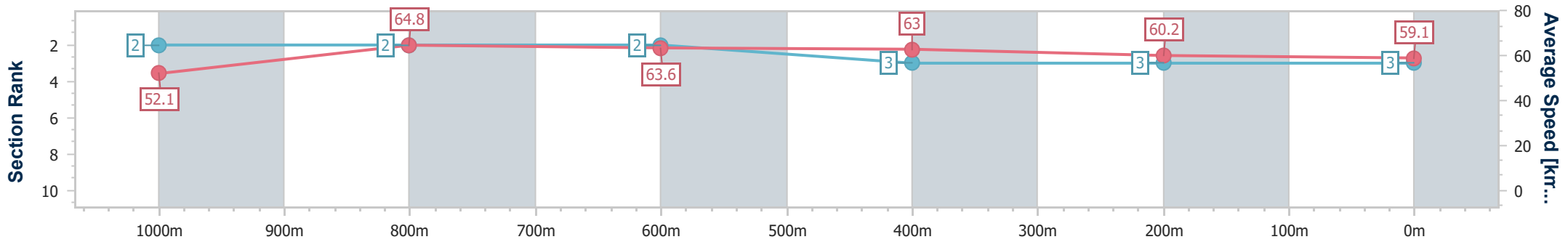
Race 5: EAST COAST CONCRETE Maiden Plate - 1200m



05 November 2024 - 15:53

Track Rating: Synthetic, Weather: Fine, Rail Position: True

Section	Overall	1000m	800m	600m	400m	200m
Section Times	1:12.09 [3] (0:13.84)	0:58.25 [2] (0:11.15)	0:47.10 [2] (0:11.38)	0:35.72 [2] (0:11.46)	0:24.26 [3] (0:12.00)	0:12.26 [3] (0:12.26)
Average Speed [km/h]	52.1	64.8	63.6	63.0	60.2	59.1
Top Speed [km/h]	64.6	65.6	65.3	64.8	61.5	59.5
Avg. Dist. to Rail [m]	1.3	0.7	1.4	1.0	2.1	2.8
Avg. Stride Freq. [Hz]	2.2	2.4	2.4	2.4	2.3	2.3
Avg. Stride Length [m]	6.5	7.5	7.4	7.4	7.2	7.1



- [ ] Ranking at each section and finish
- .-.- No data available at this section
- NA No data available



Horse/Jockey Name	Lilica Ebet
Final Rank	4
Fastest Section Time (Section)	0:11.04 (1000m)
Top Speed [km/h] (Section)	65.6 (1000m)
Race State	Finished



Aquis Park Gold Coast Poly QLD Professional

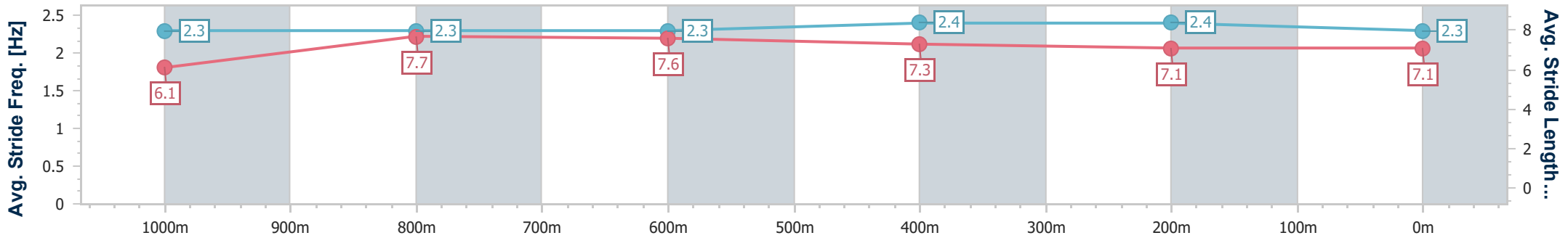
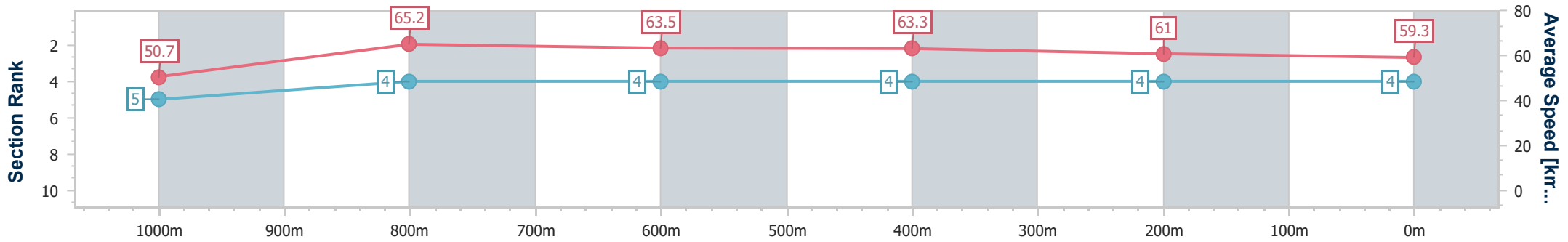
Race 5: EAST COAST CONCRETE Maiden Plate - 1200m



05 November 2024 - 15:53

Track Rating: Synthetic, Weather: Fine, Rail Position: True

Section	Overall	1000m	800m	600m	400m	200m
Section Times	1:12.16 [4] (0:14.24)	0:57.92 [5] (0:11.04)	0:46.88 [4] (0:11.33)	0:35.55 [4] (0:11.45)	0:24.10 [4] (0:11.88)	0:12.22 [4] (0:12.22)
Average Speed [km/h]	50.7	65.2	63.5	63.3	61.0	59.3
Top Speed [km/h]	65.2	65.6	65.0	64.7	61.8	60.1
Avg. Dist. to Rail [m]	3.9	0.2	0.5	1.2	3.3	3.9
Avg. Stride Freq. [Hz]	2.3	2.3	2.3	2.4	2.4	2.3
Avg. Stride Length [m]	6.1	7.7	7.6	7.3	7.1	7.1



- [ ] Ranking at each section and finish
- .-.- No data available at this section
- NA No data available



Horse/Jockey Name	Tango Spirit
Final Rank	5
Fastest Section Time (Section)	0:11.14 (1000m)
Top Speed [km/h] (Section)	65.8 (800m)
Race State	Finished



Aquis Park Gold Coast Poly QLD Professional

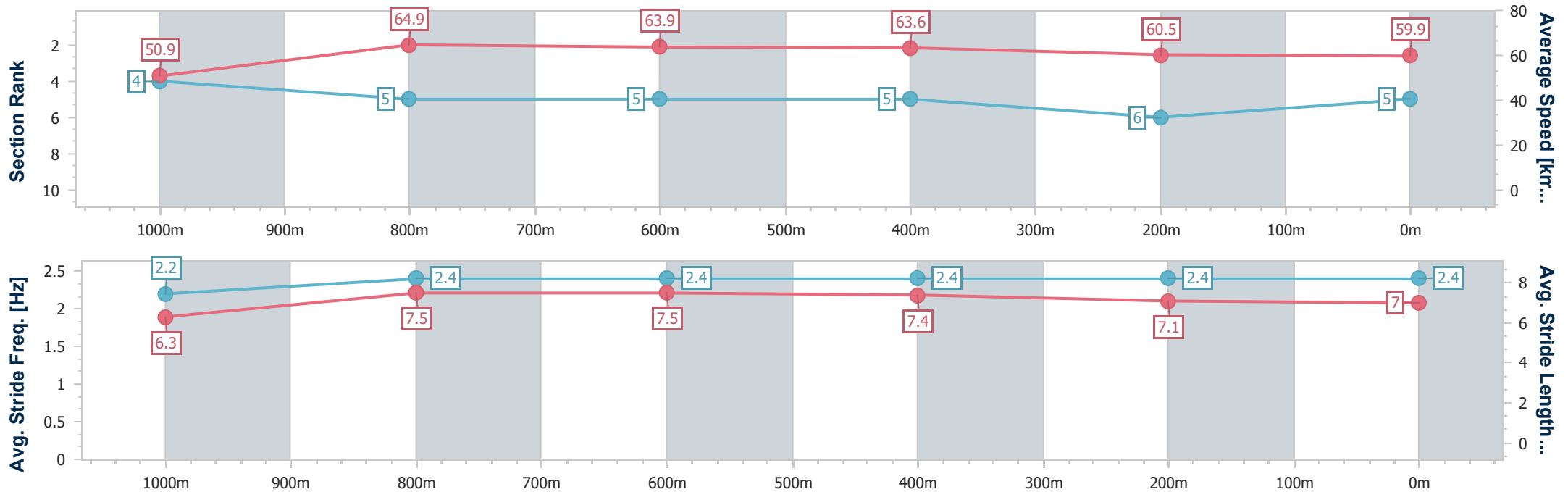
Race 5: EAST COAST CONCRETE Maiden Plate - 1200m



05 November 2024 - 15:53

Track Rating: Synthetic, Weather: Fine, Rail Position: True

Section	Overall	1000m	800m	600m	400m	200m
Section Times	1:12.21 [5] (0:14.16)	0:58.05 [4] (0:11.14)	0:46.91 [5] (0:11.34)	0:35.57 [5] (0:11.52)	0:24.05 [5] (0:12.00)	0:12.05 [6] (0:12.05)
Average Speed [km/h]	50.9	64.9	63.9	63.6	60.5	59.9
Top Speed [km/h]	64.2	65.6	65.8	65.1	61.6	60.9
Avg. Dist. to Rail [m]	3.5	1.3	1.8	3.2	4.5	5.9
Avg. Stride Freq. [Hz]	2.2	2.4	2.4	2.4	2.4	2.4
Avg. Stride Length [m]	6.3	7.5	7.5	7.4	7.1	7.0



- [ ] Ranking at each section and finish
- .-.- No data available at this section
- NA No data available



Horse/Jockey Name	Whittaker
Final Rank	6
Fastest Section Time (Section)	0:11.18 (1000m)
Top Speed [km/h] (Section)	65.5 (1000m)
Race State	Finished



Aquis Park Gold Coast Poly QLD Professional

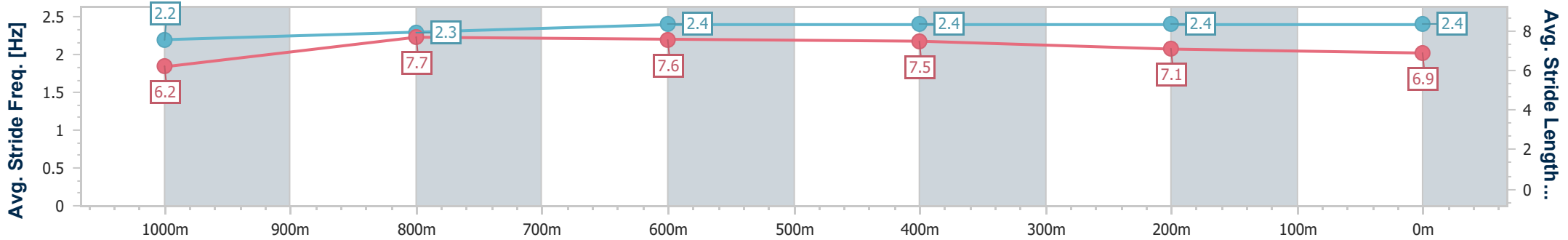
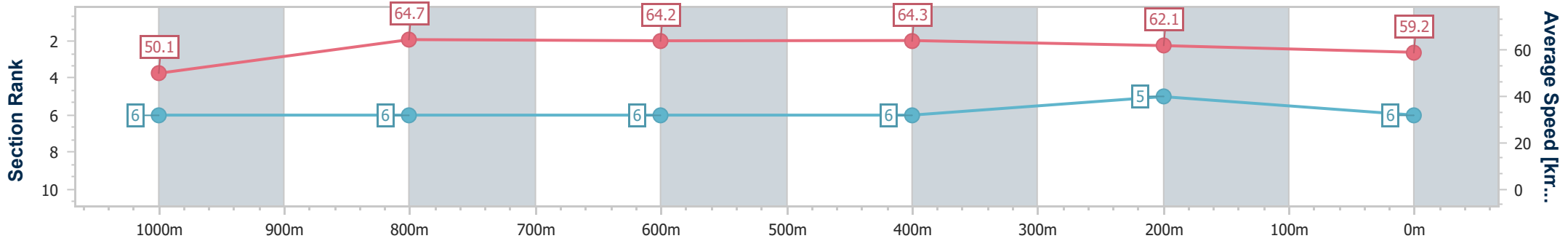
Race 5: EAST COAST CONCRETE Maiden Plate - 1200m



05 November 2024 - 15:53

Track Rating: Synthetic, Weather: Fine, Rail Position: True

Section	Overall	1000m	800m	600m	400m	200m
Section Times	1:12.28 [6] (0:14.35)	0:57.93 [6] (0:11.18)	0:46.75 [6] (0:11.38)	0:35.37 [6] (0:11.45)	0:23.92 [6] (0:11.67)	0:12.25 [5] (0:12.25)
Average Speed [km/h]	50.1	64.7	64.2	64.3	62.1	59.2
Top Speed [km/h]	63.0	65.5	65.0	65.0	63.4	61.2
Avg. Dist. to Rail [m]	5.0	1.7	2.8	4.1	5.6	7.5
Avg. Stride Freq. [Hz]	2.2	2.3	2.4	2.4	2.4	2.4
Avg. Stride Length [m]	6.2	7.7	7.6	7.5	7.1	6.9



- [ ] Ranking at each section and finish
- .-.- No data available at this section
- NA No data available