



Eagle Farm QLD Professional

Race 8: Canadian Club BM65 Handicap - 1500m

05 November 2024 - 16:46



BRISBANE
RACING CLUB

Track Rating: Good 3, Weather: Fine, Rail Position: +8m Entire

Section		Overall	1400m	1200m	1000m	800m	600m	400m	Last 600m				
Field Times		1:28.44 (0:08.01)	1:20.43 (0:11.12)	1:09.31 (0:11.20)	0:58.11 (0:11.52)	0:46.59 (0:11.73)	0:34.86 (0:11.49)	0:23.37 (0:11.38)	0:34.86				
Rank	TAB Horse/Jockey	Barrier	Top Speed [km/h]	Fastest Section	Distance Travelled [m]								
1	8 DISNEY CASTLE Bailey Wheeler	12	66.4 400m	0:08.01 Overall	1:28.44 [1] (0:08.01)	1:20.43 [1] (0:11.27)	1:09.16 [2] (0:11.27)	0:57.89 [3] (0:11.78)	0:46.11 [4] (0:11.77)	0:34.34 [4] (0:11.27)	0:23.07 [3] (0:11.08)	0:34.34	
2	2 DIANA'S AFFAIR Angela Jones	3	66.1 400m	0:08.46 Overall	1:28.50 [2] (0:08.46)	1:20.04 [6] (0:11.22)	1:08.82 [6] (0:11.22)	0:57.60 [6] (0:11.68)	0:45.92 [6] (0:11.68)	0:34.24 [7] (0:11.34)	0:22.90 [7] (0:11.24)	0:34.24	-5
3	3 LUDOVISI Noel Callow	2	66.5 400m	0:08.31 Overall	1:28.52 [3] (0:08.31)	1:20.21 [5] (0:11.28)	1:08.93 [5] (0:11.30)	0:57.63 [5] (0:11.67)	0:45.96 [5] (0:11.66)	0:34.30 [5] (0:11.26)	0:23.04 [6] (0:11.11)	0:34.30	-2
4	7 SUNLORD Ryan Maloney	6	65.8 600m	0:08.62 Overall	1:28.72 [4] (0:08.62)	1:20.10 [10] (0:11.18)	1:08.92 [7] (0:11.26)	0:57.66 [7] (0:11.61)	0:46.05 [7] (0:11.57)	0:34.48 [6] (0:11.23)	0:23.25 [5] (0:11.22)	0:34.48	+0
5	4 OUTBURST Justin Stanley	7	66.5 400m	0:08.49 Overall	1:28.92 [5] (0:08.49)	1:20.43 [7] (0:11.69)	1:08.74 [8] (0:11.27)	0:57.47 [8] (0:11.47)	0:46.00 [8] (0:11.60)	0:34.40 [8] (0:11.20)	0:23.20 [8] (0:11.14)	0:34.40	-4
6	11 CHAYSE 'N' ADAM Cejay Graham	5	67.1 1200m	0:08.22 Overall	1:28.99 [6] (0:08.22)	1:20.77 [3] (0:11.18)	1:09.59 [3] (0:10.96)	0:58.63 [2] (0:11.62)	0:47.01 [2] (0:11.68)	0:35.33 [2] (0:11.46)	0:23.87 [2] (0:11.47)	0:35.33	-1
7	10 WHISTLING SPIRIT Samantha Collett	4	66.5 1400m	0:08.10 Overall	1:29.00 [7] (0:08.10)	1:20.90 [2] (0:11.03)	1:09.87 [1] (0:11.20)	0:58.67 [1] (0:11.52)	0:47.15 [1] (0:11.73)	0:35.42 [1] (0:11.49)	0:23.93 [1] (0:11.49)	0:35.42	-4
8	13 FLIC EN FLAC Martin Harley	1	65.7 1400m	0:08.30 Overall	1:29.29 [8] (0:08.30)	1:20.99 [4] (0:11.17)	1:09.82 [4] (0:11.25)	0:58.57 [4] (0:11.59)	0:46.98 [3] (0:11.69)	0:35.29 [3] (0:11.37)	0:23.92 [4] (0:11.43)	0:35.29	-4
9	6 HALF CROWN Cody Collis	11	65.6 600m	0:08.52 Overall	1:29.31 [9] (0:08.52)	1:20.79 [8] (0:11.84)	1:08.95 [9] (0:11.29)	0:57.66 [9] (0:11.47)	0:46.19 [9] (0:11.56)	0:34.63 [9] (0:11.09)	0:23.54 [9] (0:11.39)	0:34.63	-2
10	12 BLACK OPIUM Jag Guthmann-Chester	13	67.7 600m	0:08.54 Overall	1:29.37 [10] (0:08.54)	1:20.83 [9] (0:12.07)	1:08.76 [10] (0:11.37)	0:57.39 [10] (0:11.49)	0:45.90 [10] (0:11.49)	0:34.41 [10] (0:10.89)	0:23.52 [10] (0:11.18)	0:34.41	+1

Scratched: Cartwheels (#5), Warrant (#9), Poseidon Ruler (#1)

[] Ranking at each section and finish
 -:-:- No data available at this section
 NA No data available

SCN Saddle cloth number
 DNF Did not finish
 DNT Did not track



Eagle Farm QLD Professional

Race 8: Canadian Club BM65 Handicap - 1500m

05 November 2024 - 16:46



Track Rating: Good 3, Weather: Fine, Rail Position: +8m Entire

Section				200m				Last 600m	
Field Times				0:11.99				0:34.86	
				(0:11.99)					
Rank	TAB Horse/Jockey	Barrier	Top Speed [km/h]	Fastest Section	Margin				Distance Travelled [m]
1	8 DISNEY CASTLE Bailey Wheeler	12	66.4 400m	0:08.01 Overall	0:11.99 [1] (0:11.99)	1:28.44		0:34.34	
2	2 DIANA'S AFFAIR Angela Jones	3	66.1 400m	0:08.46 Overall	0:11.66 [7] (0:11.66)	0.34L		0:34.24	-5
3	3 LUDOVISI Noel Callow	2	66.5 400m	0:08.31 Overall	0:11.93 [4] (0:11.93)	0.49L		0:34.30	-2
4	7 SUNLORD Ryan Maloney	6	65.8 600m	0:08.62 Overall	0:12.03 [5] (0:12.03)	1.66L		0:34.48	+0
5	4 OUTBURST Justin Stanley	7	66.5 400m	0:08.49 Overall	0:12.06 [8] (0:12.06)	2.83L		0:34.40	-4
6	11 CHAYSE 'N' ADAM Cejay Graham	5	67.1 1200m	0:08.22 Overall	0:12.40 [3] (0:12.40)	3.22L		0:35.33	-1
7	10 WHISTLING SPIRIT Samantha Collett	4	66.5 1400m	0:08.10 Overall	0:12.44 [2] (0:12.44)	3.29L		0:35.42	-4
8	13 FLIC EN FLAC Martin Harley	1	65.7 1400m	0:08.30 Overall	0:12.49 [6] (0:12.49)	4.99L		0:35.29	-4
9	6 HALF CROWN Cody Collis	11	65.6 600m	0:08.52 Overall	0:12.15 [10] (0:12.15)	5.11L		0:34.63	-2
10	12 BLACK OPIUM Jag Guthmann-Chester	13	67.7 600m	0:08.54 Overall	0:12.34 [9] (0:12.34)	5.46L		0:34.41	+1

Scratched: Cartwheels (#5), Warrant (#9), Poseidon Ruler (#1)

[] Ranking at each section and finish
 -:-:- No data available at this section
 NA No data available

SCN Saddle cloth number
 DNF Did not finish
 DNT Did not track



Horse/Jockey Name	Disney Castle
Final Rank	1
Fastest Section Time (Section)	0:08.01 (Overall)
Top Speed [km/h] (Section)	66.4 (400m)
Race State	Finished



Eagle Farm QLD Professional

Race 8: Canadian Club BM65 Handicap - 1500m

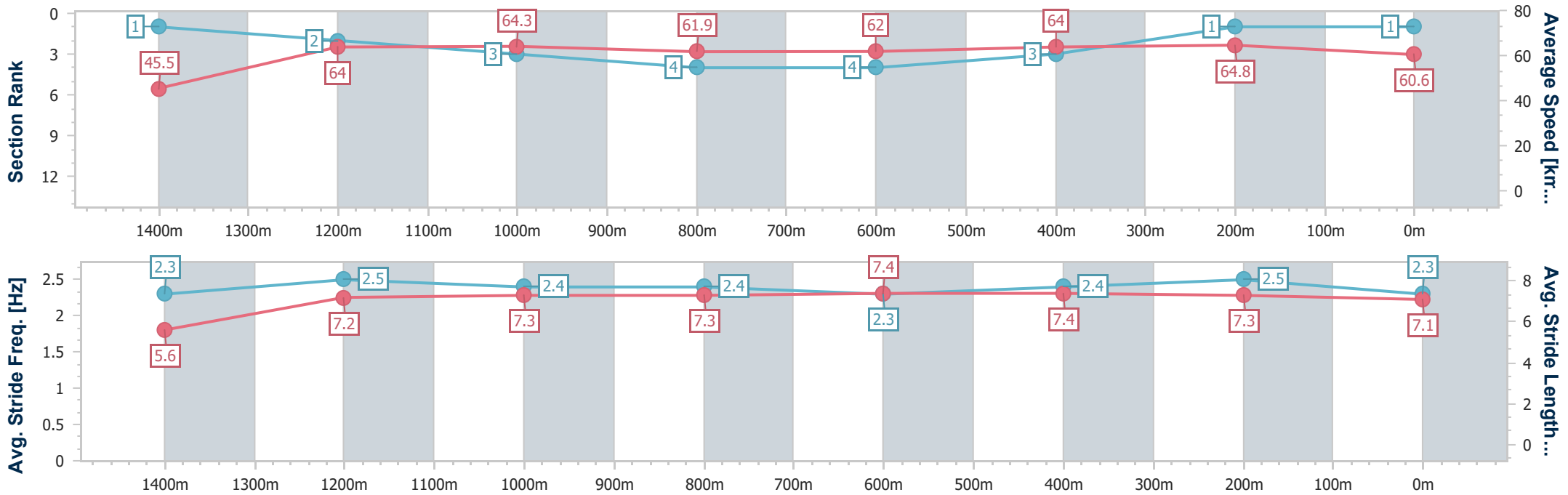
05 November 2024 - 16:46

Track Rating: Good 3, Weather: Fine, Rail Position: +8m Entire



BRISBANE RACING CLUB

Section	Overall	1400m	1200m	1000m	800m	600m	400m	200m
Section Times	1:28.44 [1] (0:08.01)	1:20.43 [1] (0:11.27)	1:09.16 [2] (0:11.27)	0:57.89 [3] (0:11.78)	0:46.11 [4] (0:11.77)	0:34.34 [4] (0:11.27)	0:23.07 [3] (0:11.08)	0:11.99 [1] (0:11.99)
Average Speed [km/h]	45.5	64.0	64.3	61.9	62.0	64.0	64.8	60.6
Top Speed [km/h]	62.5	65.0	65.1	62.9	62.9	65.2	66.4	62.7
Avg. Dist. to Rail [m]	13.4	4.7	3.6	3.2	2.0	0.7	4.0	2.6
Avg. Stride Freq. [Hz]	2.3	2.5	2.4	2.4	2.3	2.4	2.5	2.3
Avg. Stride Length [m]	5.6	7.2	7.3	7.3	7.4	7.4	7.3	7.1



- [] Ranking at each section and finish
- .-.- No data available at this section
- NA No data available



Horse/Jockey Name	Diana's Affair
Final Rank	2
Fastest Section Time (Section)	0:08.46 (Overall)
Top Speed [km/h] (Section)	66.1 (400m)
Race State	Finished



Eagle Farm QLD Professional

Race 8: Canadian Club BM65 Handicap - 1500m

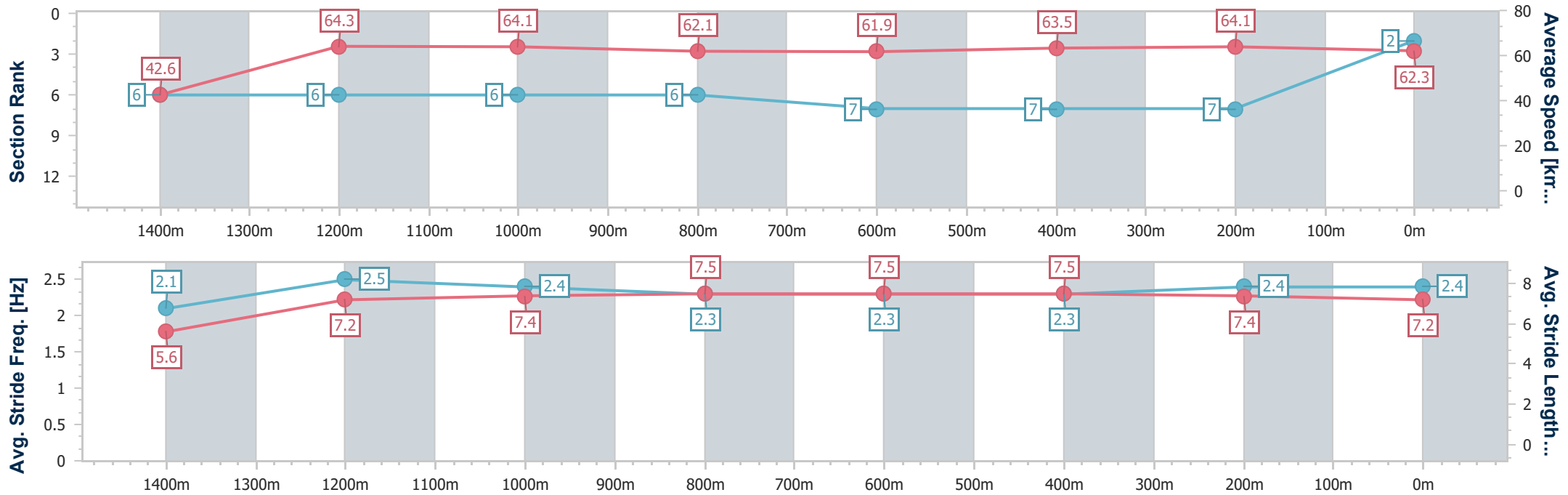
05 November 2024 - 16:46

Track Rating: Good 3, Weather: Fine, Rail Position: +8m Entire



BRISBANE RACING CLUB

Section	Overall	1400m	1200m	1000m	800m	600m	400m	200m
Section Times	1:28.50 [2] (0:08.46)	1:20.04 [6] (0:11.22)	1:08.82 [6] (0:11.22)	0:57.60 [6] (0:11.68)	0:45.92 [6] (0:11.68)	0:34.24 [7] (0:11.34)	0:22.90 [7] (0:11.24)	0:11.66 [7] (0:11.66)
Average Speed [km/h]	42.6	64.3	64.1	62.1	61.9	63.5	64.1	62.3
Top Speed [km/h]	62.7	65.5	65.5	63.2	62.5	64.6	66.1	64.1
Avg. Dist. to Rail [m]	7.5	1.6	1.8	1.4	0.7	0.4	0.4	0.1
Avg. Stride Freq. [Hz]	2.1	2.5	2.4	2.3	2.3	2.3	2.4	2.4
Avg. Stride Length [m]	5.6	7.2	7.4	7.5	7.5	7.5	7.4	7.2



- [] Ranking at each section and finish
- .-.- No data available at this section
- NA No data available



Horse/Jockey Name	Ludovisi
Final Rank	3
Fastest Section Time (Section)	0:08.31 (Overall)
Top Speed [km/h] (Section)	66.5 (400m)
Race State	Finished



Eagle Farm QLD Professional

Race 8: Canadian Club BM65 Handicap - 1500m

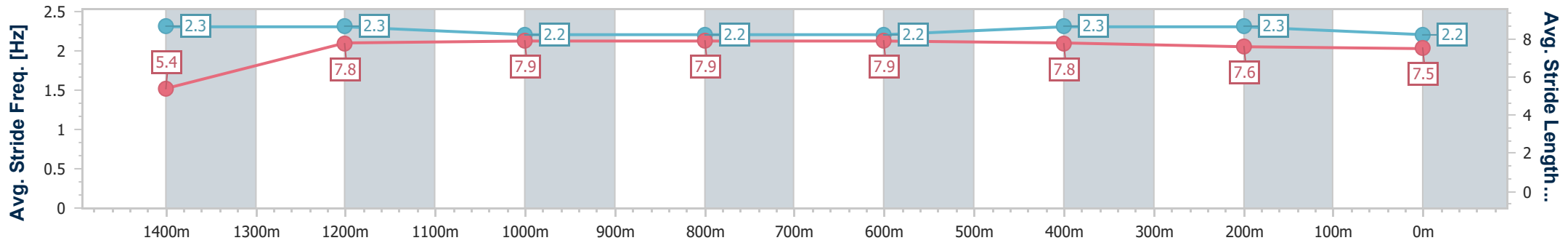
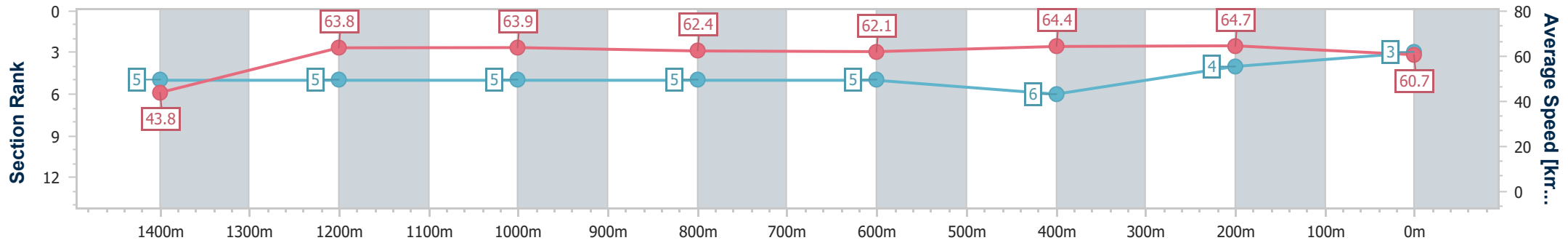
05 November 2024 - 16:46

Track Rating: Good 3, Weather: Fine, Rail Position: +8m Entire



BRISBANE RACING CLUB

Section	Overall	1400m	1200m	1000m	800m	600m	400m	200m
Section Times	1:28.52 [3] (0:08.31)	1:20.21 [5] (0:11.28)	1:08.93 [5] (0:11.30)	0:57.63 [5] (0:11.67)	0:45.96 [5] (0:11.66)	0:34.30 [5] (0:11.26)	0:23.04 [6] (0:11.11)	0:11.93 [4] (0:11.93)
Average Speed [km/h]	43.8	63.8	63.9	62.4	62.1	64.4	64.7	60.7
Top Speed [km/h]	61.8	64.6	64.6	63.0	63.5	65.5	66.5	63.3
Avg. Dist. to Rail [m]	7.4	2.8	2.8	1.7	1.5	1.8	5.2	4.9
Avg. Stride Freq. [Hz]	2.3	2.3	2.2	2.2	2.2	2.3	2.3	2.2
Avg. Stride Length [m]	5.4	7.8	7.9	7.9	7.9	7.8	7.6	7.5



- [] Ranking at each section and finish
- .-.- No data available at this section
- NA No data available



Horse/Jockey Name	Sunlord
Final Rank	4
Fastest Section Time (Section)	0:08.62 (Overall)
Top Speed [km/h] (Section)	65.8 (600m)
Race State	Finished



Eagle Farm QLD Professional
Race 8: Canadian Club BM65 Handicap - 1500m

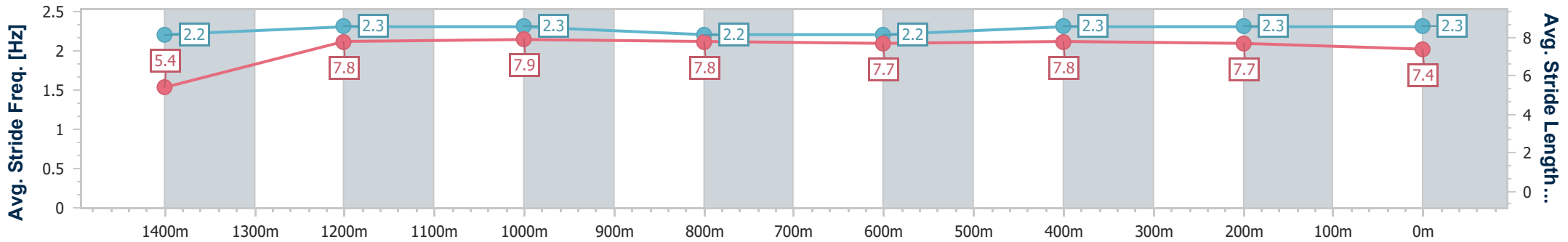
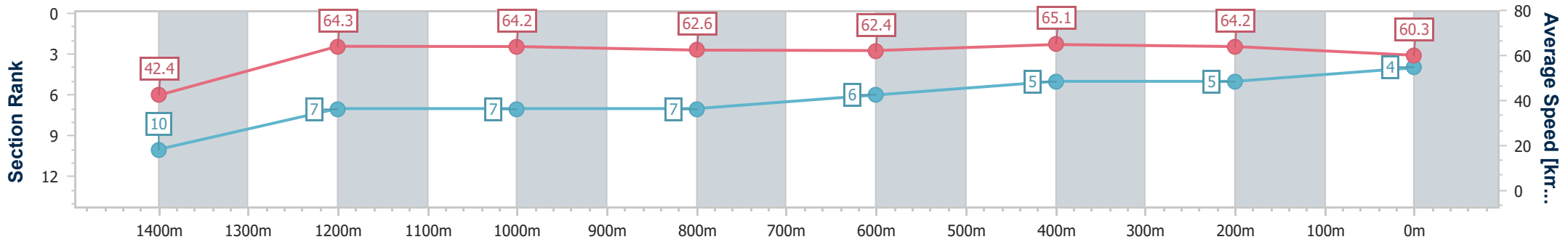
05 November 2024 - 16:46

Track Rating: Good 3, Weather: Fine, Rail Position: +8m Entire



BRISBANE
RACING CLUB

Section	Overall	1400m	1200m	1000m	800m	600m	400m	200m
Section Times	1:28.72 [4] (0:08.62)	1:20.10 [10] (0:11.18)	1:08.92 [7] (0:11.26)	0:57.66 [7] (0:11.61)	0:46.05 [7] (0:11.57)	0:34.48 [6] (0:11.23)	0:23.25 [5] (0:11.22)	0:12.03 [5] (0:12.03)
Average Speed [km/h]	42.4	64.3	64.2	62.6	62.4	65.1	64.2	60.3
Top Speed [km/h]	64.4	65.8	64.6	62.8	63.4	65.8	65.8	62.9
Avg. Dist. to Rail [m]	10.1	2.4	2.0	1.5	1.5	2.6	1.3	4.3
Avg. Stride Freq. [Hz]	2.2	2.3	2.3	2.2	2.2	2.3	2.3	2.3
Avg. Stride Length [m]	5.4	7.8	7.9	7.8	7.7	7.8	7.7	7.4



- [] Ranking at each section and finish
- .-.- No data available at this section
- NA No data available



Horse/Jockey Name	Outburst
Final Rank	5
Fastest Section Time (Section)	0:08.49 (Overall)
Top Speed [km/h] (Section)	66.5 (400m)
Race State	Finished



Eagle Farm QLD Professional

Race 8: Canadian Club BM65 Handicap - 1500m

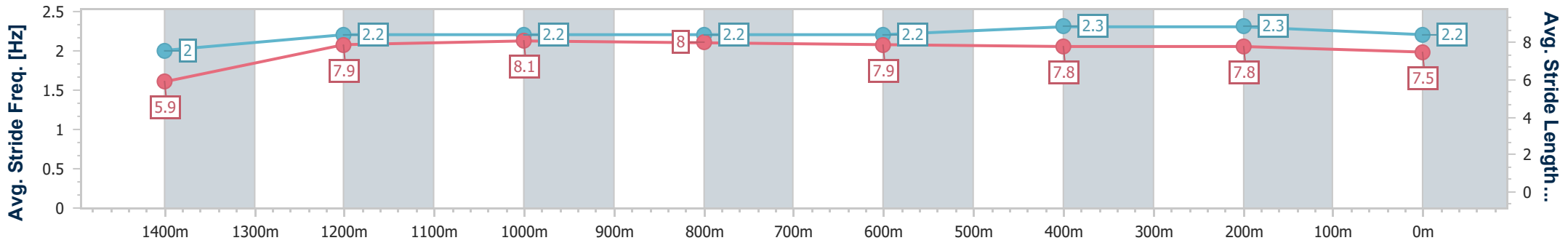
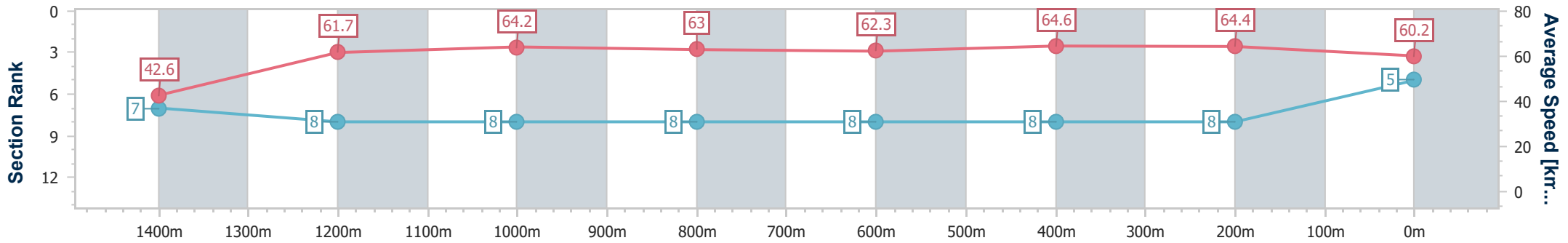
05 November 2024 - 16:46

Track Rating: Good 3, Weather: Fine, Rail Position: +8m Entire



BRISBANE RACING CLUB

Section	Overall	1400m	1200m	1000m	800m	600m	400m	200m
Section Times	1:28.92 [5] (0:08.49)	1:20.43 [7] (0:11.69)	1:08.74 [8] (0:11.27)	0:57.47 [8] (0:11.47)	0:46.00 [8] (0:11.60)	0:34.40 [8] (0:11.20)	0:23.20 [8] (0:11.14)	0:12.06 [8] (0:12.06)
Average Speed [km/h]	42.6	61.7	64.2	63.0	62.3	64.6	64.4	60.2
Top Speed [km/h]	60.1	63.6	64.8	63.8	63.2	66.3	66.5	62.9
Avg. Dist. to Rail [m]	11.1	3.0	2.0	1.3	0.8	0.7	3.3	4.7
Avg. Stride Freq. [Hz]	2.0	2.2	2.2	2.2	2.2	2.3	2.3	2.2
Avg. Stride Length [m]	5.9	7.9	8.1	8.0	7.9	7.8	7.8	7.5



- [] Ranking at each section and finish
- .-.- No data available at this section
- NA No data available



Horse/Jockey Name	Chayse 'N' Adam
Final Rank	6
Fastest Section Time (Section)	0:08.22 (Overall)
Top Speed [km/h] (Section)	67.1 (1200m)
Race State	Finished



Eagle Farm QLD Professional

Race 8: Canadian Club BM65 Handicap - 1500m

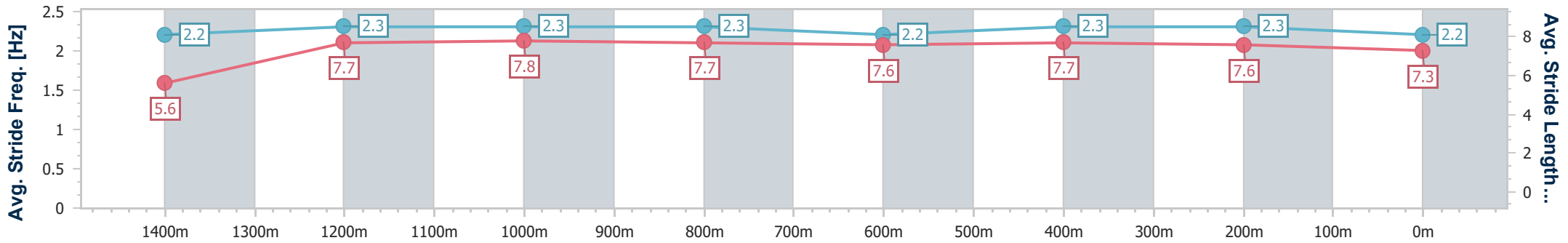
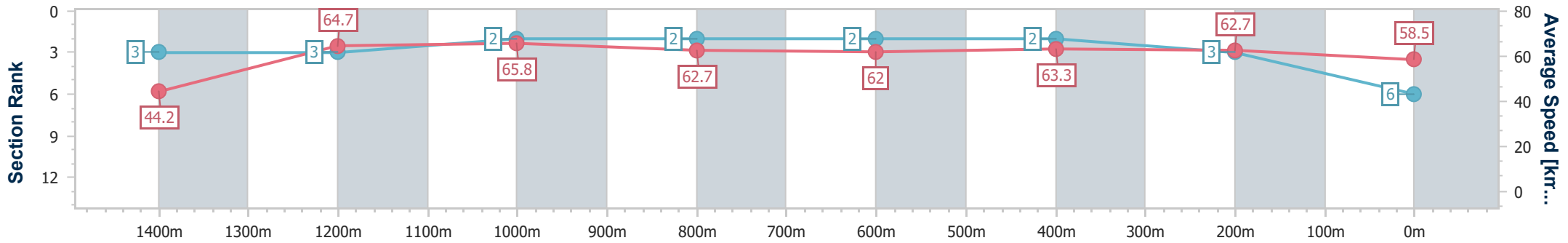
05 November 2024 - 16:46

Track Rating: Good 3, Weather: Fine, Rail Position: +8m Entire



BRISBANE RACING CLUB

Section	Overall	1400m	1200m	1000m	800m	600m	400m	200m
Section Times	1:28.99 [6] (0:08.22)	1:20.77 [3] (0:11.18)	1:09.59 [3] (0:10.96)	0:58.63 [2] (0:11.62)	0:47.01 [2] (0:11.68)	0:35.33 [2] (0:11.46)	0:23.87 [2] (0:11.47)	0:12.40 [3] (0:12.40)
Average Speed [km/h]	44.2	64.7	65.8	62.7	62.0	63.3	62.7	58.5
Top Speed [km/h]	63.8	65.5	67.1	64.4	63.5	63.6	64.2	60.8
Avg. Dist. to Rail [m]	10.4	4.5	3.8	2.0	1.8	1.0	2.2	3.4
Avg. Stride Freq. [Hz]	2.2	2.3	2.3	2.3	2.2	2.3	2.3	2.2
Avg. Stride Length [m]	5.6	7.7	7.8	7.7	7.6	7.7	7.6	7.3



- [] Ranking at each section and finish
- .-.- No data available at this section
- NA No data available



Horse/Jockey Name	Whistling Spirit
Final Rank	7
Fastest Section Time (Section)	0:08.10 (Overall)
Top Speed [km/h] (Section)	66.5 (1400m)
Race State	Finished



Eagle Farm QLD Professional
Race 8: Canadian Club BM65 Handicap - 1500m

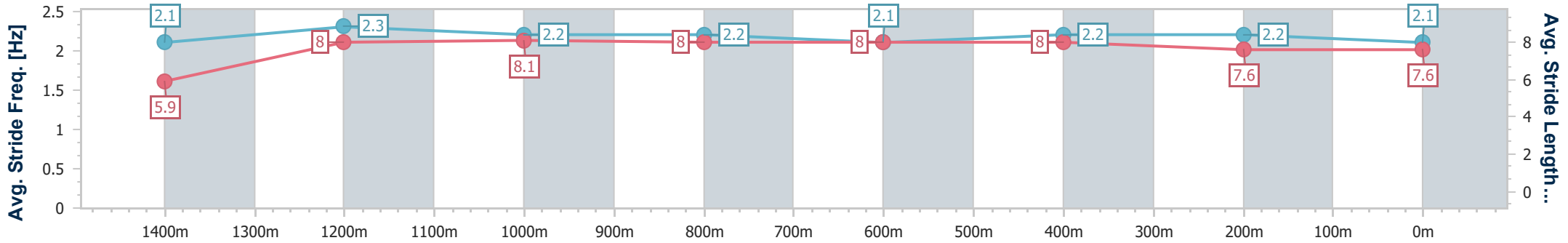
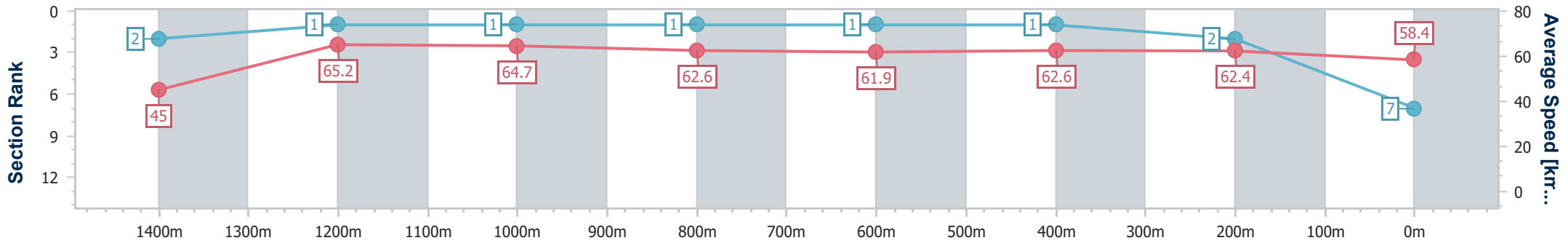
05 November 2024 - 16:46

Track Rating: Good 3, Weather: Fine, Rail Position: +8m Entire



BRISBANE
RACING CLUB

Section	Overall	1400m	1200m	1000m	800m	600m	400m	200m
Section Times	1:29.00 [7] (0:08.10)	1:20.90 [2] (0:11.03)	1:09.87 [1] (0:11.20)	0:58.67 [1] (0:11.52)	0:47.15 [1] (0:11.73)	0:35.42 [1] (0:11.49)	0:23.93 [1] (0:11.49)	0:12.44 [2] (0:12.44)
Average Speed [km/h]	45.0	65.2	64.7	62.6	61.9	62.6	62.4	58.4
Top Speed [km/h]	62.9	66.5	64.9	63.6	62.7	62.9	63.9	60.7
Avg. Dist. to Rail [m]	9.0	2.6	2.1	1.0	1.0	0.2	0.8	1.8
Avg. Stride Freq. [Hz]	2.1	2.3	2.2	2.2	2.1	2.2	2.2	2.1
Avg. Stride Length [m]	5.9	8.0	8.1	8.0	8.0	8.0	7.6	7.6



- [] Ranking at each section and finish
- .-.- No data available at this section
- NA No data available



Horse/Jockey Name	Flic En Flac
Final Rank	8
Fastest Section Time (Section)	0:08.30 (Overall)
Top Speed [km/h] (Section)	65.7 (1400m)
Race State	Finished



Eagle Farm QLD Professional

Race 8: Canadian Club BM65 Handicap - 1500m

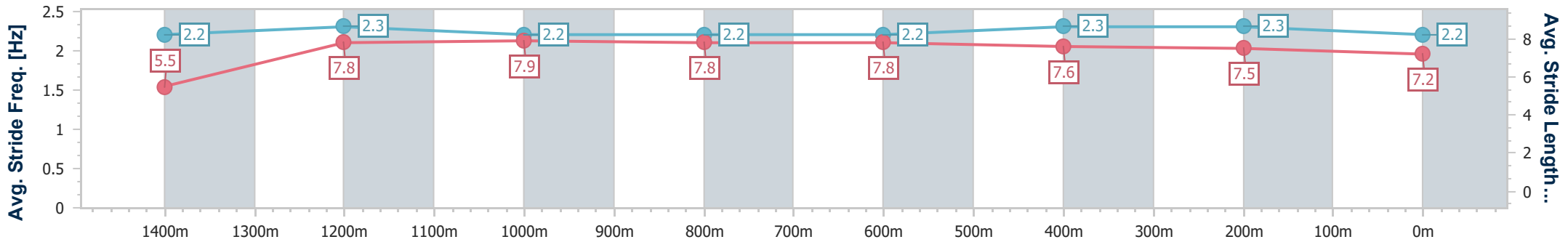
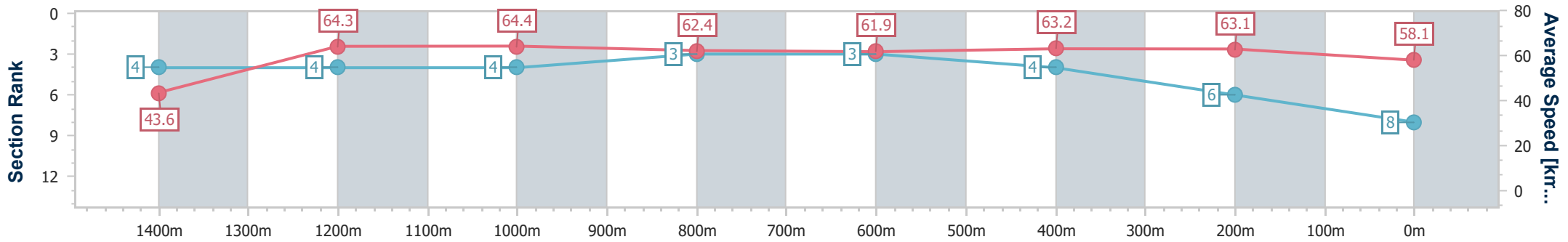
05 November 2024 - 16:46

Track Rating: Good 3, Weather: Fine, Rail Position: +8m Entire



BRISBANE RACING CLUB

Section	Overall	1400m	1200m	1000m	800m	600m	400m	200m
Section Times	1:29.29 [8] (0:08.30)	1:20.99 [4] (0:11.17)	1:09.82 [4] (0:11.25)	0:58.57 [4] (0:11.59)	0:46.98 [3] (0:11.69)	0:35.29 [3] (0:11.37)	0:23.92 [4] (0:11.43)	0:12.49 [6] (0:12.49)
Average Speed [km/h]	43.6	64.3	64.4	62.4	61.9	63.2	63.1	58.1
Top Speed [km/h]	61.8	65.7	64.8	63.0	62.3	64.1	64.3	60.8
Avg. Dist. to Rail [m]	6.3	1.5	1.7	1.3	0.8	0.5	2.5	2.9
Avg. Stride Freq. [Hz]	2.2	2.3	2.2	2.2	2.2	2.3	2.3	2.2
Avg. Stride Length [m]	5.5	7.8	7.9	7.8	7.8	7.6	7.5	7.2



- [] Ranking at each section and finish
- .-.- No data available at this section
- NA No data available



Horse/Jockey Name	Half Crown
Final Rank	9
Fastest Section Time (Section)	0:08.52 (Overall)
Top Speed [km/h] (Section)	65.6 (600m)
Race State	Finished



Eagle Farm QLD Professional
Race 8: Canadian Club BM65 Handicap - 1500m

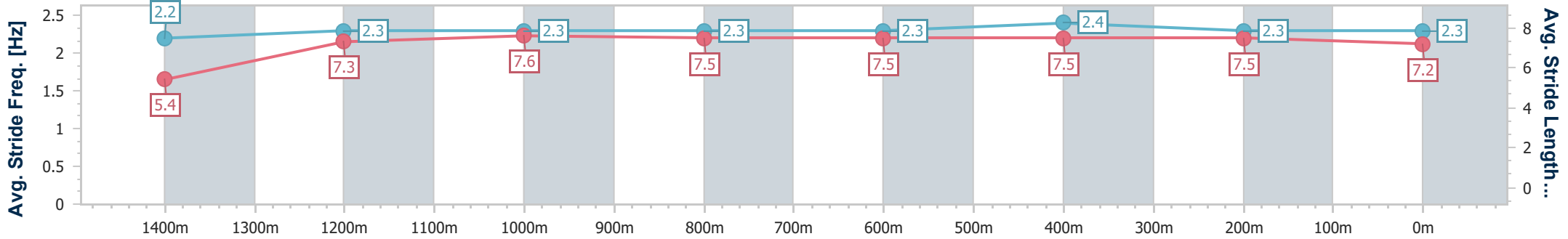
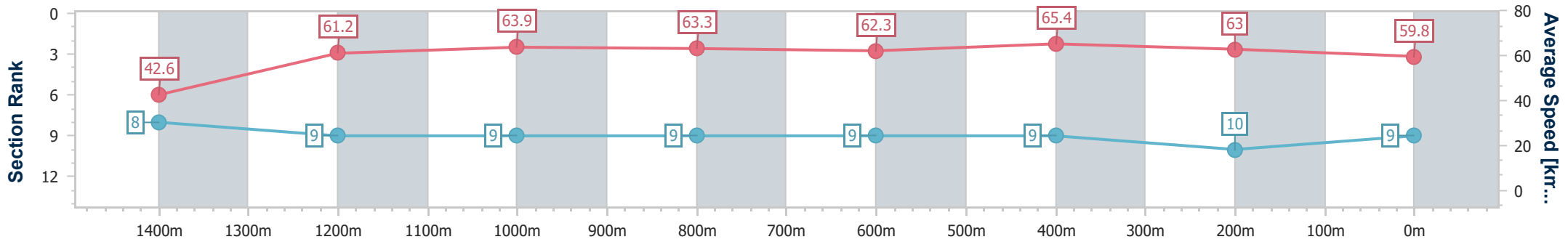
05 November 2024 - 16:46

Track Rating: Good 3, Weather: Fine, Rail Position: +8m Entire



BRISBANE
RACING CLUB

Section	Overall	1400m	1200m	1000m	800m	600m	400m	200m
Section Times	1:29.31 [9] (0:08.52)	1:20.79 [8] (0:11.84)	1:08.95 [9] (0:11.29)	0:57.66 [9] (0:11.47)	0:46.19 [9] (0:11.56)	0:34.63 [9] (0:11.09)	0:23.54 [9] (0:11.39)	0:12.15 [10] (0:12.15)
Average Speed [km/h]	42.6	61.2	63.9	63.3	62.3	65.4	63.0	59.8
Top Speed [km/h]	59.2	62.8	64.4	64.1	63.3	65.6	64.8	61.5
Avg. Dist. to Rail [m]	12.3	4.0	2.8	1.6	0.8	1.2	5.7	6.1
Avg. Stride Freq. [Hz]	2.2	2.3	2.3	2.3	2.3	2.4	2.3	2.3
Avg. Stride Length [m]	5.4	7.3	7.6	7.5	7.5	7.5	7.5	7.2



- [] Ranking at each section and finish
- .-.- No data available at this section
- NA No data available



Horse/Jockey Name	Black Opium
Final Rank	10
Fastest Section Time (Section)	0:08.54 (Overall)
Top Speed [km/h] (Section)	67.7 (600m)
Race State	Finished



Eagle Farm QLD Professional

Race 8: Canadian Club BM65 Handicap - 1500m

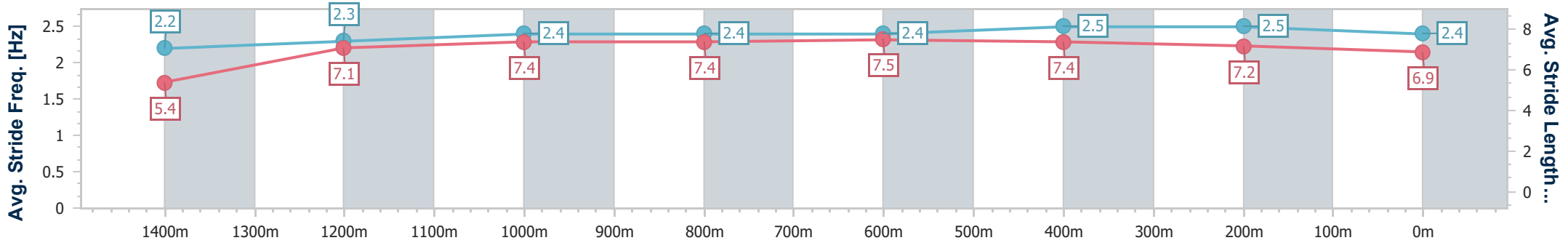
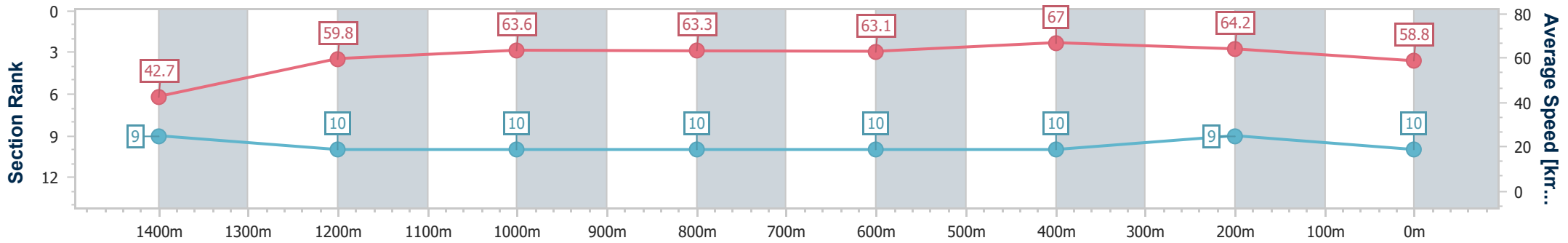
05 November 2024 - 16:46

Track Rating: Good 3, Weather: Fine, Rail Position: +8m Entire



BRISBANE RACING CLUB

Section	Overall	1400m	1200m	1000m	800m	600m	400m	200m
Section Times	1:29.37 [10] (0:08.54)	1:20.83 [9] (0:12.07)	1:08.76 [10] (0:11.37)	0:57.39 [10] (0:11.49)	0:45.90 [10] (0:11.49)	0:34.41 [10] (0:10.89)	0:23.52 [10] (0:11.18)	0:12.34 [9] (0:12.34)
Average Speed [km/h]	42.7	59.8	63.6	63.3	63.1	67.0	64.2	58.8
Top Speed [km/h]	57.6	61.7	65.2	64.6	66.4	67.7	66.0	61.4
Avg. Dist. to Rail [m]	14.4	5.0	2.8	2.2	1.6	2.6	6.8	8.8
Avg. Stride Freq. [Hz]	2.2	2.3	2.4	2.4	2.4	2.5	2.5	2.4
Avg. Stride Length [m]	5.4	7.1	7.4	7.4	7.5	7.4	7.2	6.9



- [] Ranking at each section and finish
- .-.-.- No data available at this section
- NA No data available