



# Eagle Farm QLD Professional

## Race 9: Ladbrokes Form Genius BM68 Handicap - 1840m

05 November 2024 - 17:25



BRISBANE  
RACING CLUB

Track Rating: Good 3, Weather: Fine, Rail Position: +8m Entire

Section														
Field Times	Overall	1600m	1400m	1200m	1000m	800m	600m	Last 600m						
	1:51.19 (0:16.33)	1:34.86 (0:11.50)	1:23.36 (0:11.53)	1:11.83 (0:11.85)	0:59.98 (0:12.24)	0:47.74 (0:12.04)	0:35.70 (0:11.71)	0:35.70						
Rank	TAB	Horse/Jockey	Barrier	Top Speed [km/h]	Fastest Section									Distance Travelled [m]
1	7	ROCK YA Adin Thompson	10	64.6 600m	0:11.47 400m	1:51.19 [1] (0:16.40)	1:34.79 [2] (0:11.90)	1:22.89 [3] (0:11.84)	1:11.05 [3] (0:11.89)	0:59.16 [3] (0:12.03)	0:47.13 [3] (0:11.82)	0:35.31 [3] (0:11.52)	0:35.31	
2	4	THESECONDATPORTSEA Cody Collis	12	63.4 400m	0:11.53 400m	1:51.53 [2] (0:17.36)	1:34.17 [7] (0:11.77)	1:22.40 [7] (0:11.68)	1:10.72 [7] (0:11.55)	0:59.17 [4] (0:11.94)	0:47.23 [4] (0:11.87)	0:35.36 [5] (0:11.57)	0:35.36	+3
3	11	SUBUKI Michael Heagney	4	65.6 400m	0:11.29 400m	1:51.66 [3] (0:16.95)	1:34.71 [5] (0:12.00)	1:22.71 [5] (0:11.79)	1:10.92 [5] (0:11.83)	0:59.09 [6] (0:11.96)	0:47.13 [6] (0:11.97)	0:35.16 [6] (0:11.44)	0:35.16	+3
4	5	KIRIKAN Ryan Maloney	13	67.8 600m	0:11.14 600m	1:51.76 [4] (0:17.54)	1:34.22 [9] (0:11.90)	1:22.32 [8] (0:11.70)	1:10.62 [8] (0:11.61)	0:59.01 [8] (0:11.87)	0:47.14 [8] (0:12.13)	0:35.01 [8] (0:11.14)	0:35.01	+17
5	12	YOU KAY SQUEEZE Samantha Collett	5	66.1 400m	0:11.26 400m	1:51.97 [5] (0:17.51)	1:34.46 [8] (0:12.01)	1:22.45 [9] (0:11.71)	1:10.74 [9] (0:11.95)	0:58.79 [9] (0:11.75)	0:47.04 [9] (0:11.95)	0:35.09 [9] (0:11.43)	0:35.09	-7
6	10	SMOKIN' DE QUO Emily Lang	11	63.5 1200m	0:11.68 600m	1:52.02 [6] (0:16.47)	1:35.55 [3] (0:11.74)	1:23.81 [2] (0:11.71)	1:12.10 [2] (0:11.69)	1:00.41 [2] (0:12.11)	0:48.30 [2] (0:12.00)	0:36.30 [2] (0:11.68)	0:36.30	+6
7	14	SOKUDO Cejay Graham	8	64.6 400m	0:11.41 600m	1:52.28 [7] (0:17.69)	1:34.59 [10] (0:12.01)	1:22.58 [10] (0:11.76)	1:10.82 [10] (0:11.87)	0:58.95 [11] (0:11.76)	0:47.19 [11] (0:12.01)	0:35.18 [11] (0:11.41)	0:35.18	-3
8	1	GRIPPING Noel Callow	1	63.9 400m	0:11.55 600m	1:52.36 [8] (0:17.16)	1:35.20 [6] (0:11.88)	1:23.32 [6] (0:11.75)	1:11.57 [6] (0:11.92)	0:59.65 [7] (0:11.87)	0:47.78 [7] (0:11.96)	0:35.82 [7] (0:11.55)	0:35.82	-4
9	3	ADELAD Angela Jones	14	64.2 1600m	0:11.50 1600m	1:52.41 [9] (0:16.33)	1:36.08 [1] (0:11.50)	1:24.58 [1] (0:11.53)	1:13.05 [1] (0:11.85)	1:01.20 [1] (0:12.24)	0:48.96 [1] (0:12.04)	0:36.92 [1] (0:11.71)	0:36.92	+4
10	2	HOUSTON ROCKET Martin Harley	7	65.3 600m	0:11.39 600m	1:53.02 [10] (0:17.91)	1:35.11 [11] (0:11.98)	1:23.13 [11] (0:11.69)	1:11.44 [11] (0:11.72)	0:59.72 [10] (0:11.75)	0:47.97 [10] (0:11.93)	0:36.04 [10] (0:11.39)	0:36.04	+5

Scratched: Nitroglycerine (#15), Torovista (#6), Wanda's Outlaw (#9), Nippa's Nightcap (#13)

[ ] Ranking at each section and finish  
 -:-:- No data available at this section  
 NA No data available

SCN Saddle cloth number  
 DNF Did not finish  
 DNT Did not track



# Eagle Farm QLD Professional

## Race 9: Ladbrokes Form Genius BM68 Handicap - 1840m

05 November 2024 - 17:25



BRISBANE  
RACING CLUB

Track Rating: Good 3, Weather: Fine, Rail Position: +8m Entire

Section	Overall	1600m	1400m	1200m	1000m	800m	600m	Last 600m
Field Times	1:51.19 (0:16.33)	1:34.86 (0:11.50)	1:23.36 (0:11.53)	1:11.83 (0:11.85)	0:59.98 (0:12.24)	0:47.74 (0:12.04)	0:35.70 (0:11.71)	0:35.70

Rank	TAB	Horse/Jockey	Barrier	Top Speed [km/h]	Fastest Section	Overall	1600m	1400m	1200m	1000m	800m	600m	Last 600m	Distance Travelled [m]
11	8	KINGFIELD	3	63.4	0:11.70	1:54.78 [11]	1:37.93 [4]	1:25.99 [4]	1:14.24 [4]	1:02.37 [5]	0:50.42 [5]	0:38.61 [4]	0:38.61	-1
		Bailey Wheeler		800m	600m	(0:16.85)	(0:11.94)	(0:11.75)	(0:11.87)	(0:11.95)	(0:11.81)	(0:11.70)		

Scratched: Nitroglycerine (#15), Torovista (#6), Wanda's Outlaw (#9), Nippa's Nightcap (#13)

[ ] Ranking at each section and finish  
 -:-:- No data available at this section  
 NA No data available

SCN Saddle cloth number  
 DNF Did not finish  
 DNT Did not track



# Eagle Farm QLD Professional

## Race 9: Ladbrokes Form Genius BM68 Handicap - 1840m

05 November 2024 - 17:25



BRISBANE  
RACING CLUB

Track Rating: Good 3, Weather: Fine, Rail Position: +8m Entire

Section			400m	200m			Last 600m			
Field Times			0:23.99 (0:11.67)	0:12.32 (0:12.32)			0:35.70			
Rank	TAB	Horse/Jockey	Barrier	Top Speed [km/h]	Fastest Section	Margin		Distance Travelled [m]		
1	7	ROCK YA Adin Thompson	10	64.6 600m	0:11.47 400m	0:23.79 [3] (0:11.47)	0:12.32 [1] (0:12.32)	1:51.19	0:35.31	
2	4	THESECONDATPORTSEA Cody Collis	12	63.4 400m	0:11.53 400m	0:23.79 [4] (0:11.53)	0:12.26 [4] (0:12.26)	2.01L	0:35.36	+3
3	11	SUBUKI Michael Heagney	4	65.6 400m	0:11.29 400m	0:23.72 [7] (0:11.29)	0:12.43 [3] (0:12.43)	2.77L	0:35.16	+3
4	5	KIRIKAN Ryan Maloney	13	67.8 600m	0:11.14 600m	0:23.87 [6] (0:11.43)	0:12.44 [6] (0:12.44)	3.34L	0:35.01	+17
5	12	YOU KAY SQUEEZE Samantha Collett	5	66.1 400m	0:11.26 400m	0:23.66 [9] (0:11.26)	0:12.40 [7] (0:12.40)	4.62L	0:35.09	-7
6	10	SMOKIN' DE QUO Emily Lang	11	63.5 1200m	0:11.68 600m	0:24.62 [2] (0:11.88)	0:12.74 [5] (0:12.74)	4.88L	0:36.30	+6
7	14	SOKUDO Cejay Graham	8	64.6 400m	0:11.41 600m	0:23.77 [11] (0:11.44)	0:12.33 [10] (0:12.33)	6.44L	0:35.18	-3
8	1	GRIPPING Noel Callow	1	63.9 400m	0:11.55 600m	0:24.27 [8] (0:11.61)	0:12.66 [8] (0:12.66)	6.91L	0:35.82	-4
9	3	ADELAD Angela Jones	14	64.2 1600m	0:11.50 1600m	0:25.21 [1] (0:11.92)	0:13.29 [2] (0:13.29)	7.21L	0:36.92	+4
10	2	HOUSTON ROCKET Martin Harley	7	65.3 600m	0:11.39 600m	0:24.65 [10] (0:11.58)	0:13.07 [9] (0:13.07)	10.78L	0:36.04	+5

Scratched: Nitroglycerine (#15), Torovista (#6), Wanda's Outlaw (#9), Nippa's Nightcap (#13)

Report Created: Tue 5 November 2024 17:47 GMT (Note: Timing is based on position data)

Page 3/15

[ ] Ranking at each section and finish  
 -:-:- No data available at this section  
 NA No data available

SCN Saddle cloth number  
 DNF Did not finish  
 DNT Did not track

data processed by  TRIPLESDATA



# Eagle Farm QLD Professional

## Race 9: Ladbrokes Form Genius BM68 Handicap - 1840m

05 November 2024 - 17:25



BRISBANE  
RACING CLUB

Track Rating: Good 3, Weather: Fine, Rail Position: +8m Entire

Section	400m		200m		Last 600m					
Field Times	0:23.99 (0:11.67)		0:12.32 (0:12.32)		0:35.70					
Rank	TAB	Horse/Jockey	Barrier	Top Speed [km/h]	Fastest Section	Margin	Distance Travelled [m]			
11	8	KINGFIELD	3	63.4	0:11.70	0:26.91 [5]	0:14.42 [11]	21.15L	0:38.61	-1
		Bailey Wheeler		800m	600m	(0:12.49)	(0:14.42)			

Scratched: Nitroglycerine (#15), Torovista (#6), Wanda's Outlaw (#9), Nippa's Nightcap (#13)

[ ] Ranking at each section and finish  
 -:-:-:- No data available at this section  
 NA No data available

SCN Saddle cloth number  
 DNF Did not finish  
 DNT Did not track



Horse/Jockey Name	Rock Ya
Final Rank	1
Fastest Section Time (Section)	0:11.47 (400m)
Top Speed [km/h] (Section)	64.6 (600m)
Race State	Finished



Eagle Farm QLD Professional

Race 9: Ladbrokes Form Genius BM68 Handicap - 1840m

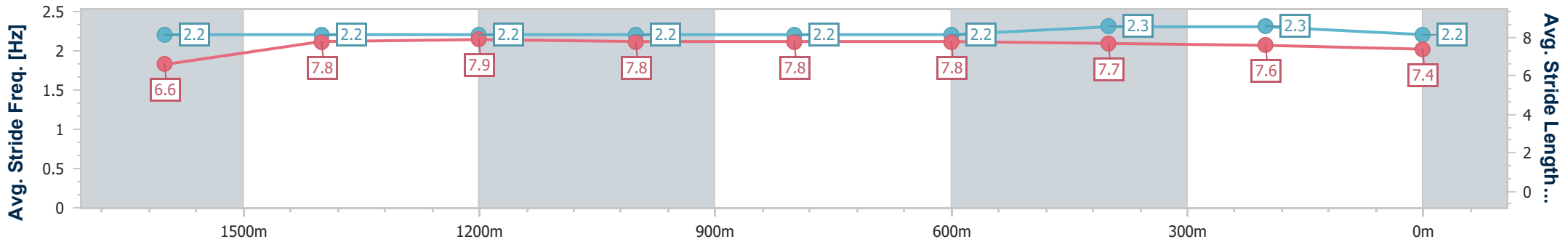
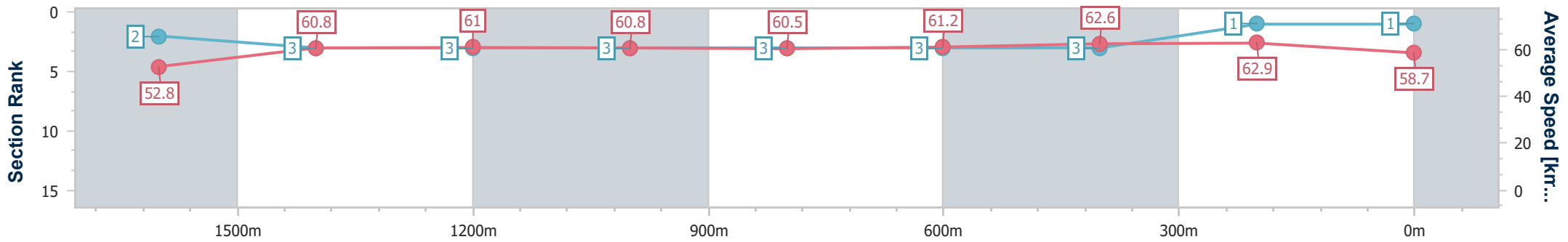
05 November 2024 - 17:25

Track Rating: Good 3, Weather: Fine, Rail Position: +8m Entire



BRISBANE RACING CLUB

Section	Overall	1600m	1400m	1200m	1000m	800m	600m	400m	200m
Section Times	1:51.19 [1] (0:16.40)	1:34.79 [2] (0:11.90)	1:22.89 [3] (0:11.84)	1:11.05 [3] (0:11.89)	0:59.16 [3] (0:12.03)	0:47.13 [3] (0:11.82)	0:35.31 [3] (0:11.52)	0:23.79 [3] (0:11.47)	0:12.32 [1] (0:12.32)
Average Speed [km/h]	52.8	60.8	61.0	60.8	60.5	61.2	62.6	62.9	58.7
Top Speed [km/h]	61.5	61.4	61.6	61.2	61.0	62.9	64.6	64.5	59.4
Avg. Dist. to Rail [m]	2.9	1.6	2.7	3.0	1.8	1.5	0.8	0.8	1.0
Avg. Stride Freq. [Hz]	2.2	2.2	2.2	2.2	2.2	2.2	2.3	2.3	2.2
Avg. Stride Length [m]	6.6	7.8	7.9	7.8	7.8	7.8	7.7	7.6	7.4



- [ ] Ranking at each section and finish
- .-.- No data available at this section
- NA No data available



Horse/Jockey Name	Thesecondatportsea
Final Rank	2
Fastest Section Time (Section)	0:11.53 (400m)
Top Speed [km/h] (Section)	63.4 (400m)
Race State	Finished



### Eagle Farm QLD Professional

Race 9: Ladbrokes Form Genius BM68 Handicap - 1840m

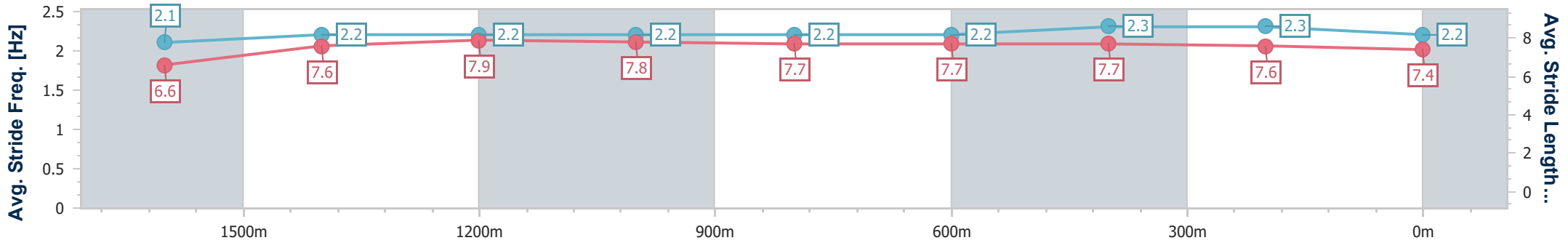
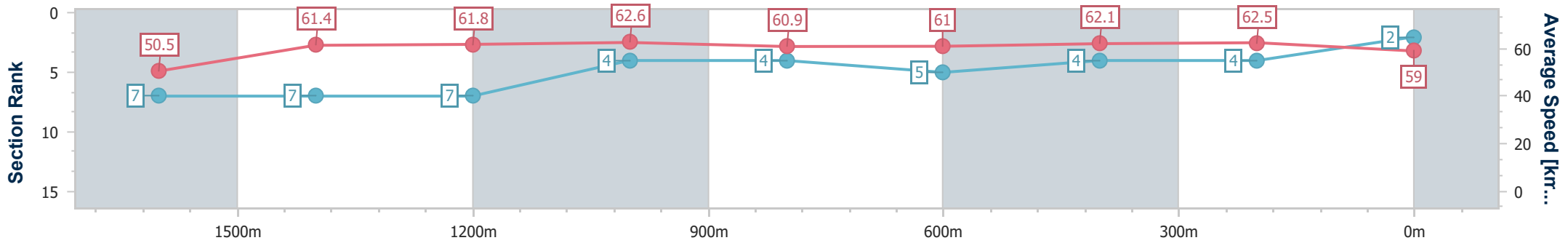
05 November 2024 - 17:25

Track Rating: Good 3, Weather: Fine, Rail Position: +8m Entire



BRISBANE RACING CLUB

Section	Overall	1600m	1400m	1200m	1000m	800m	600m	400m	200m
Section Times	1:51.53 [2] (0:17.36)	1:34.17 [7] (0:11.77)	1:22.40 [7] (0:11.68)	1:10.72 [7] (0:11.55)	0:59.17 [4] (0:11.94)	0:47.23 [4] (0:11.87)	0:35.36 [5] (0:11.57)	0:23.79 [4] (0:11.53)	0:12.26 [4] (0:12.26)
Average Speed [km/h]	50.5	61.4	61.8	62.6	60.9	61.0	62.1	62.5	59.0
Top Speed [km/h]	62.1	62.2	62.3	63.2	61.9	62.7	62.9	63.4	60.9
Avg. Dist. to Rail [m]	4.9	2.5	2.4	3.8	2.6	0.9	0.3	1.3	2.2
Avg. Stride Freq. [Hz]	2.1	2.2	2.2	2.2	2.2	2.2	2.3	2.3	2.2
Avg. Stride Length [m]	6.6	7.6	7.9	7.8	7.7	7.7	7.7	7.6	7.4



- [ ] Ranking at each section and finish
- .-.- No data available at this section
- NA No data available



Horse/Jockey Name	Subuki
Final Rank	3
Fastest Section Time (Section)	0:11.29 (400m)
Top Speed [km/h] (Section)	65.6 (400m)
Race State	Finished



### Eagle Farm QLD Professional

Race 9: Ladbrokes Form Genius BM68 Handicap - 1840m

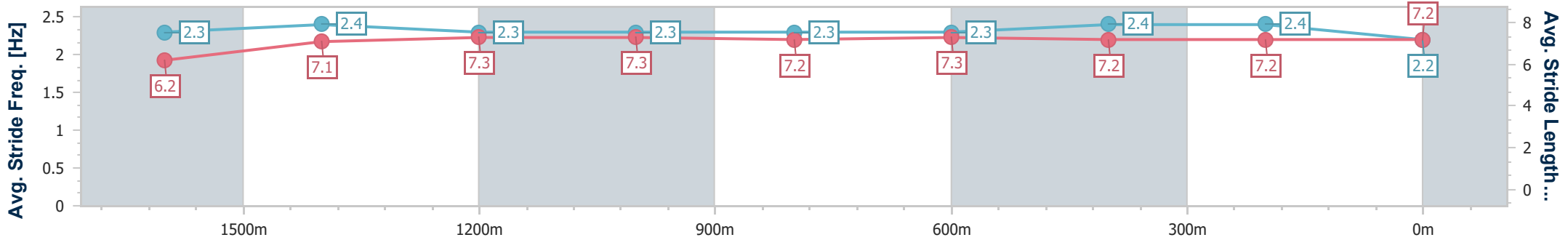
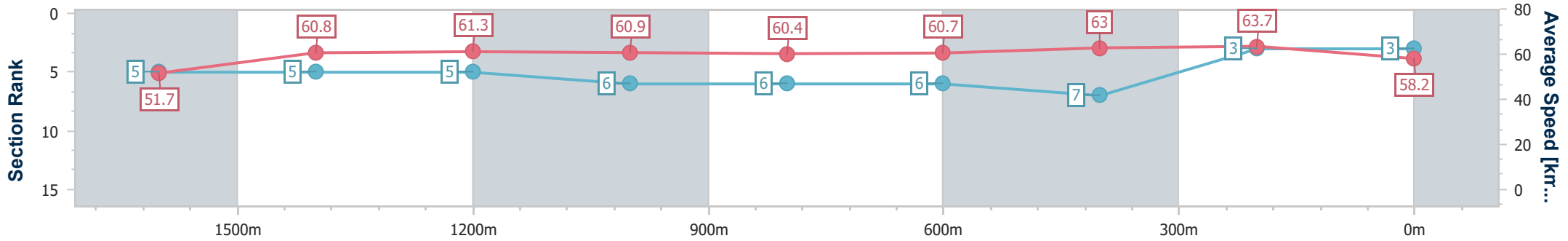
05 November 2024 - 17:25

Track Rating: Good 3, Weather: Fine, Rail Position: +8m Entire



BRISBANE RACING CLUB

Section	Overall	1600m	1400m	1200m	1000m	800m	600m	400m	200m
Section Times	1:51.66 [3] (0:16.95)	1:34.71 [5] (0:12.00)	1:22.71 [5] (0:11.79)	1:10.92 [5] (0:11.83)	0:59.09 [6] (0:11.96)	0:47.13 [6] (0:11.97)	0:35.16 [6] (0:11.44)	0:23.72 [7] (0:11.29)	0:12.43 [3] (0:12.43)
Average Speed [km/h]	51.7	60.8	61.3	60.9	60.4	60.7	63.0	63.7	58.2
Top Speed [km/h]	60.8	62.7	63.0	61.6	61.7	62.5	65.2	65.6	62.8
Avg. Dist. to Rail [m]	3.6	4.4	2.9	1.6	1.1	1.4	0.5	1.8	3.4
Avg. Stride Freq. [Hz]	2.3	2.4	2.3	2.3	2.3	2.3	2.4	2.4	2.2
Avg. Stride Length [m]	6.2	7.1	7.3	7.3	7.2	7.3	7.2	7.2	7.2



- [ ] Ranking at each section and finish
- .-.- No data available at this section
- NA No data available



Horse/Jockey Name	Kirikan
Final Rank	4
Fastest Section Time (Section)	0:11.14 (600m)
Top Speed [km/h] (Section)	67.8 (600m)
Race State	Finished



### Eagle Farm QLD Professional

Race 9: Ladbrokes Form Genius BM68 Handicap - 1840m

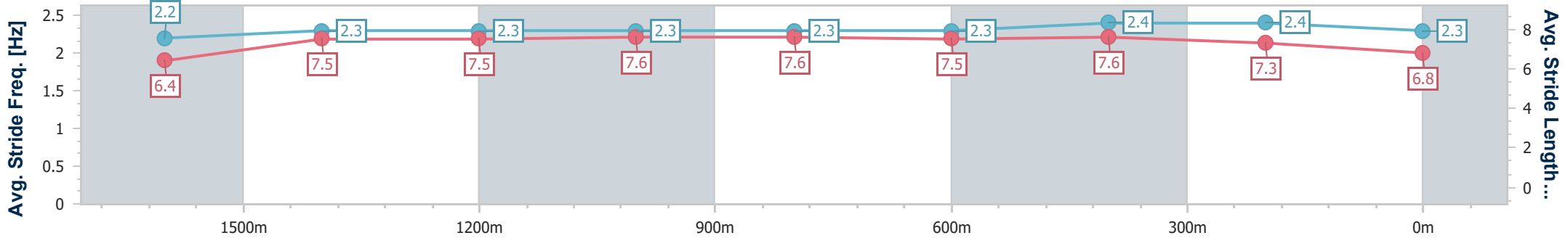
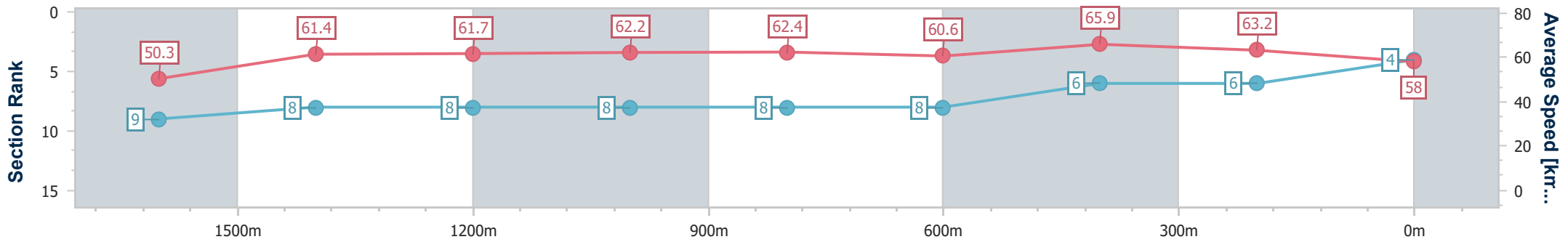
05 November 2024 - 17:25

Track Rating: Good 3, Weather: Fine, Rail Position: +8m Entire



BRISBANE RACING CLUB

Section	Overall	1600m	1400m	1200m	1000m	800m	600m	400m	200m
Section Times	1:51.76 [4] (0:17.54)	1:34.22 [9] (0:11.90)	1:22.32 [8] (0:11.70)	1:10.62 [8] (0:11.61)	0:59.01 [8] (0:11.87)	0:47.14 [8] (0:12.13)	0:35.01 [8] (0:11.14)	0:23.87 [6] (0:11.43)	0:12.44 [6] (0:12.44)
Average Speed [km/h]	50.3	61.4	61.7	62.2	62.4	60.6	65.9	63.2	58.0
Top Speed [km/h]	58.4	62.7	62.6	63.4	63.0	64.1	67.8	65.3	61.6
Avg. Dist. to Rail [m]	6.7	4.7	3.8	3.2	5.4	5.4	3.9	6.1	5.9
Avg. Stride Freq. [Hz]	2.2	2.3	2.3	2.3	2.3	2.3	2.4	2.4	2.3
Avg. Stride Length [m]	6.4	7.5	7.5	7.6	7.6	7.5	7.6	7.3	6.8



- [ ] Ranking at each section and finish
- .-.- No data available at this section
- NA No data available





Horse/Jockey Name	You Kay Squeeze
Final Rank	5
Fastest Section Time (Section)	0:11.26 (400m)
Top Speed [km/h] (Section)	66.1 (400m)
Race State	Finished



### Eagle Farm QLD Professional

Race 9: Ladbrokes Form Genius BM68 Handicap - 1840m

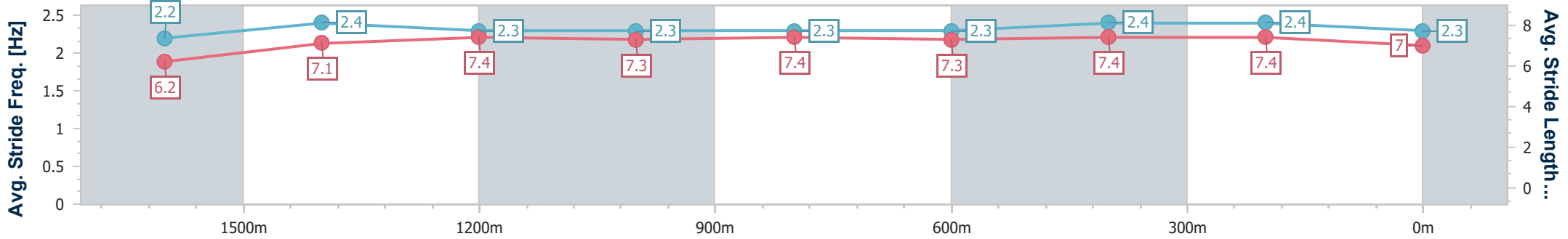
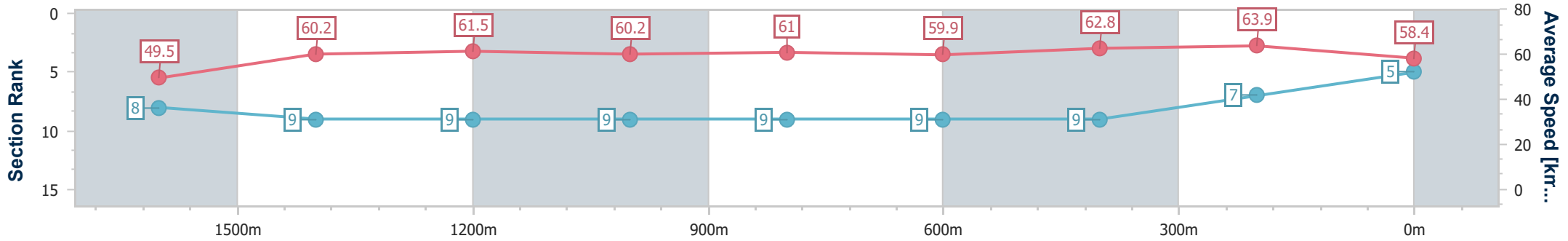
05 November 2024 - 17:25

Track Rating: Good 3, Weather: Fine, Rail Position: +8m Entire



BRISBANE RACING CLUB

Section	Overall	1600m	1400m	1200m	1000m	800m	600m	400m	200m
Section Times	1:51.97 [5] (0:17.51)	1:34.46 [8] (0:12.01)	1:22.45 [9] (0:11.71)	1:10.74 [9] (0:11.95)	0:58.79 [9] (0:11.75)	0:47.04 [9] (0:11.95)	0:35.09 [9] (0:11.43)	0:23.66 [9] (0:11.26)	0:12.40 [7] (0:12.40)
Average Speed [km/h]	49.5	60.2	61.5	60.2	61.0	59.9	62.8	63.9	58.4
Top Speed [km/h]	60.7	61.6	62.6	61.7	61.9	62.2	64.5	66.1	61.1
Avg. Dist. to Rail [m]	2.3	1.3	1.1	1.3	1.1	1.2	1.1	3.8	3.4
Avg. Stride Freq. [Hz]	2.2	2.4	2.3	2.3	2.3	2.3	2.4	2.4	2.3
Avg. Stride Length [m]	6.2	7.1	7.4	7.3	7.4	7.3	7.4	7.4	7.0



- [ ] Ranking at each section and finish
- .-.- No data available at this section
- NA No data available



Horse/Jockey Name	Smokin' De Quo
Final Rank	6
Fastest Section Time (Section)	0:11.68 (600m)
Top Speed [km/h] (Section)	63.5 (1200m)
Race State	Finished



Eagle Farm QLD Professional

Race 9: Ladbrokes Form Genius BM68 Handicap - 1840m

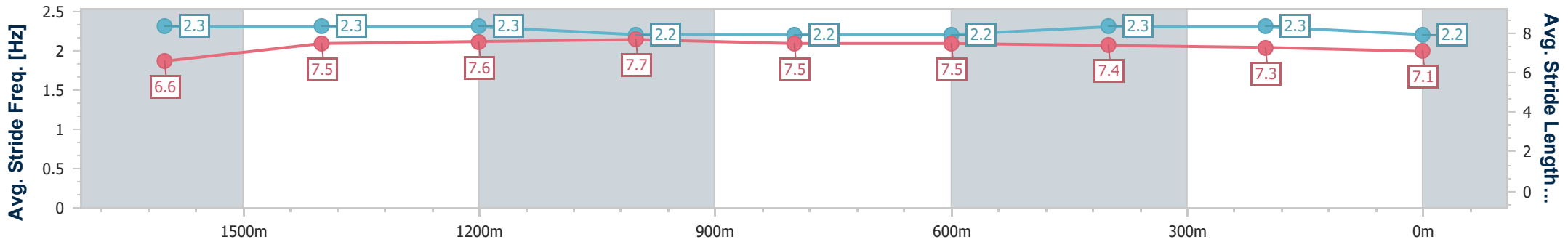
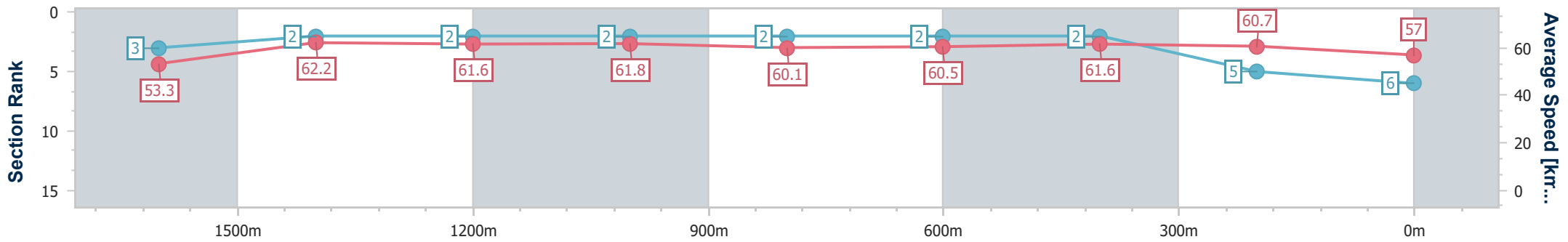
05 November 2024 - 17:25

Track Rating: Good 3, Weather: Fine, Rail Position: +8m Entire



BRISBANE RACING CLUB

Section	Overall	1600m	1400m	1200m	1000m	800m	600m	400m	200m
Section Times	1:52.02 [6] (0:16.47)	1:35.55 [3] (0:11.74)	1:23.81 [2] (0:11.71)	1:12.10 [2] (0:11.69)	1:00.41 [2] (0:12.11)	0:48.30 [2] (0:12.00)	0:36.30 [2] (0:11.68)	0:24.62 [2] (0:11.88)	0:12.74 [5] (0:12.74)
Average Speed [km/h]	53.3	62.2	61.6	61.8	60.1	60.5	61.6	60.7	57.0
Top Speed [km/h]	63.1	63.3	62.6	63.5	60.7	61.1	62.7	62.1	59.2
Avg. Dist. to Rail [m]	5.1	4.0	3.0	3.0	2.5	2.0	0.5	1.5	0.7
Avg. Stride Freq. [Hz]	2.3	2.3	2.3	2.2	2.2	2.2	2.3	2.3	2.2
Avg. Stride Length [m]	6.6	7.5	7.6	7.7	7.5	7.5	7.4	7.3	7.1



- [ ] Ranking at each section and finish
- .-.- No data available at this section
- NA No data available



Horse/Jockey Name	Sokudo
Final Rank	7
Fastest Section Time (Section)	0:11.41 (600m)
Top Speed [km/h] (Section)	64.6 (400m)
Race State	Finished



### Eagle Farm QLD Professional

Race 9: Ladbrokes Form Genius BM68 Handicap - 1840m

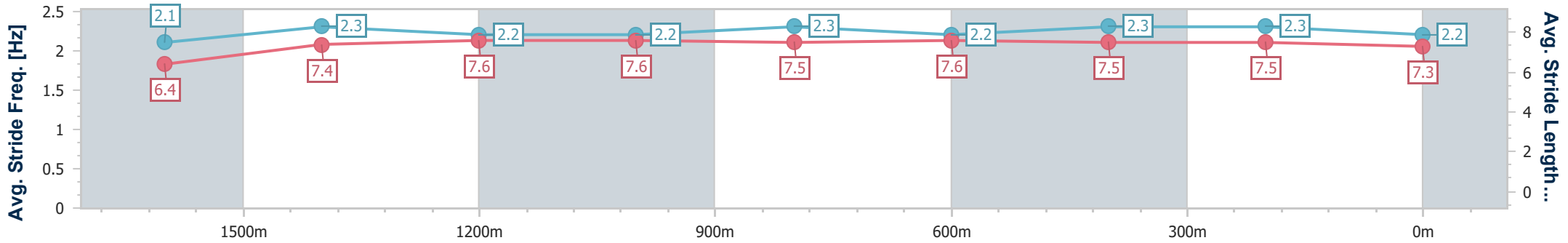
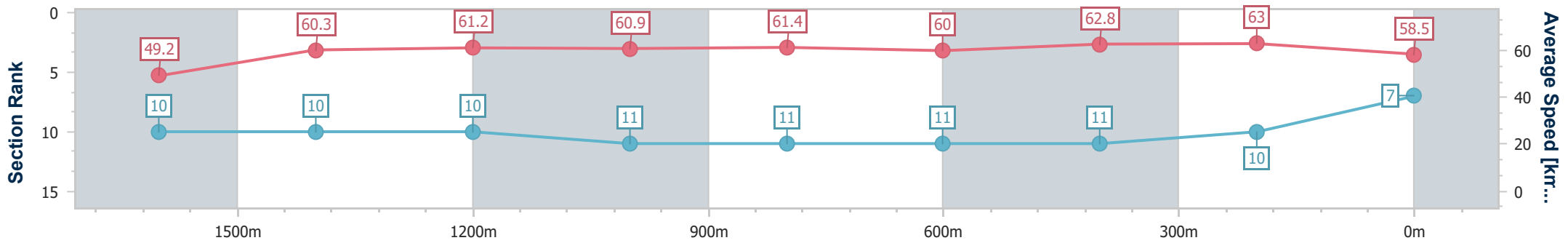
05 November 2024 - 17:25

Track Rating: Good 3, Weather: Fine, Rail Position: +8m Entire



BRISBANE RACING CLUB

Section	Overall	1600m	1400m	1200m	1000m	800m	600m	400m	200m
Section Times	1:52.28 [7] (0:17.69)	1:34.59 [10] (0:12.01)	1:22.58 [10] (0:11.76)	1:10.82 [10] (0:11.87)	0:58.95 [11] (0:11.76)	0:47.19 [11] (0:12.01)	0:35.18 [11] (0:11.41)	0:23.77 [11] (0:11.44)	0:12.33 [10] (0:12.33)
Average Speed [km/h]	49.2	60.3	61.2	60.9	61.4	60.0	62.8	63.0	58.5
Top Speed [km/h]	59.8	62.0	62.2	62.4	62.0	61.9	64.5	64.6	61.2
Avg. Dist. to Rail [m]	3.7	1.1	1.6	2.2	0.8	0.2	0.8	0.9	3.6
Avg. Stride Freq. [Hz]	2.1	2.3	2.2	2.2	2.3	2.2	2.3	2.3	2.2
Avg. Stride Length [m]	6.4	7.4	7.6	7.6	7.5	7.6	7.5	7.5	7.3



- [ ] Ranking at each section and finish
- .-.- No data available at this section
- NA No data available



Horse/Jockey Name	Gripping
Final Rank	8
Fastest Section Time (Section)	0:11.55 (600m)
Top Speed [km/h] (Section)	63.9 (400m)
Race State	Finished



### Eagle Farm QLD Professional

Race 9: Ladbrokes Form Genius BM68 Handicap - 1840m

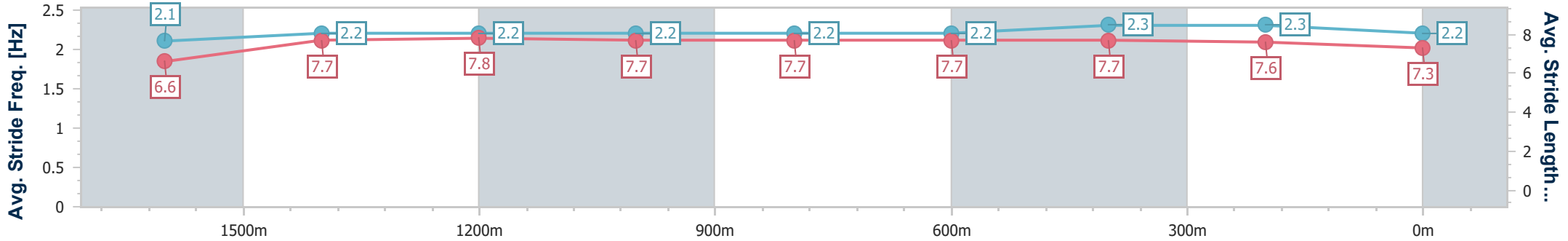
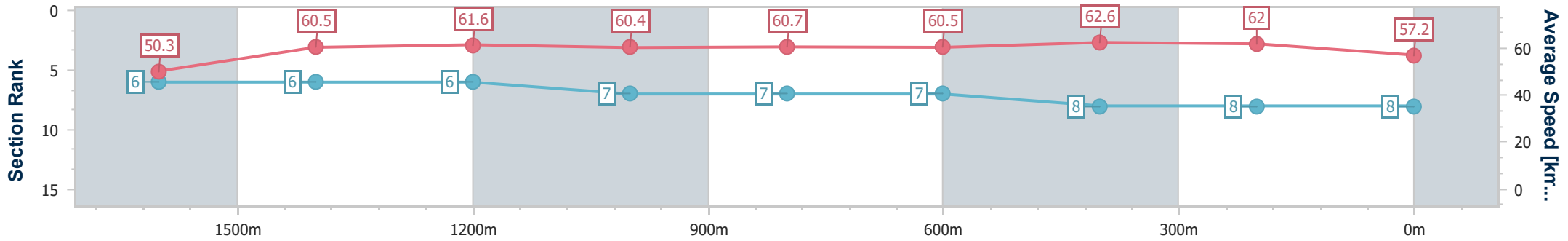
05 November 2024 - 17:25

Track Rating: Good 3, Weather: Fine, Rail Position: +8m Entire



BRISBANE RACING CLUB

Section	Overall	1600m	1400m	1200m	1000m	800m	600m	400m	200m
Section Times	1:52.36 [8] (0:17.16)	1:35.20 [6] (0:11.88)	1:23.32 [6] (0:11.75)	1:11.57 [6] (0:11.92)	0:59.65 [7] (0:11.87)	0:47.78 [7] (0:11.96)	0:35.82 [7] (0:11.55)	0:24.27 [8] (0:11.61)	0:12.66 [8] (0:12.66)
Average Speed [km/h]	50.3	60.5	61.6	60.4	60.7	60.5	62.6	62.0	57.2
Top Speed [km/h]	59.0	61.5	61.8	61.7	61.4	62.4	63.8	63.9	59.1
Avg. Dist. to Rail [m]	1.1	0.6	1.5	1.6	0.5	0.4	1.2	2.6	2.9
Avg. Stride Freq. [Hz]	2.1	2.2	2.2	2.2	2.2	2.2	2.3	2.3	2.2
Avg. Stride Length [m]	6.6	7.7	7.8	7.7	7.7	7.7	7.7	7.6	7.3



- [ ] Ranking at each section and finish
- .-.- No data available at this section
- NA No data available



Horse/Jockey Name	Adelad
Final Rank	9
Fastest Section Time (Section)	0:11.50 (1600m)
Top Speed [km/h] (Section)	64.2 (1600m)
Race State	Finished



Eagle Farm QLD Professional

Race 9: Ladbrokes Form Genius BM68 Handicap - 1840m

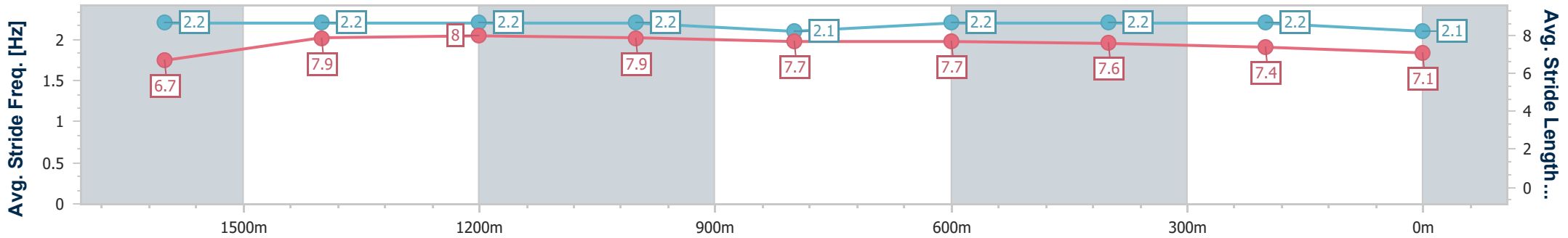
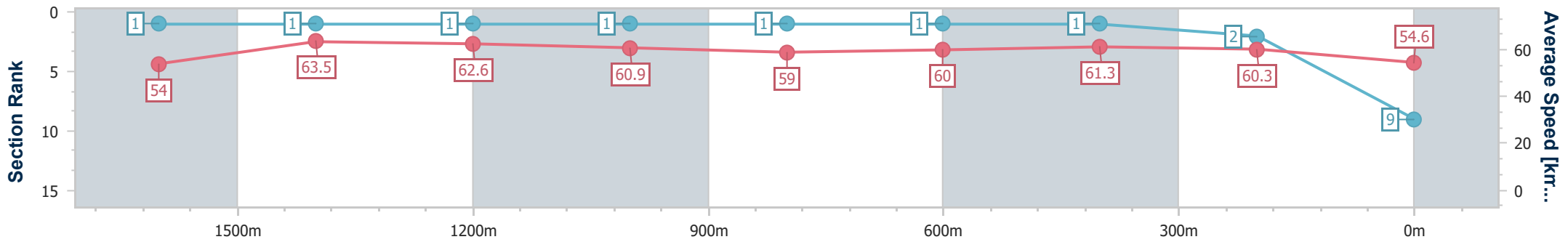
05 November 2024 - 17:25

Track Rating: Good 3, Weather: Fine, Rail Position: +8m Entire



BRISBANE RACING CLUB

Section	Overall	1600m	1400m	1200m	1000m	800m	600m	400m	200m
Section Times	1:52.41 [9] (0:16.33)	1:36.08 [1] (0:11.50)	1:24.58 [1] (0:11.53)	1:13.05 [1] (0:11.85)	1:01.20 [1] (0:12.24)	0:48.96 [1] (0:12.04)	0:36.92 [1] (0:11.71)	0:25.21 [1] (0:11.92)	0:13.29 [2] (0:13.29)
Average Speed [km/h]	54.0	63.5	62.6	60.9	59.0	60.0	61.3	60.3	54.6
Top Speed [km/h]	63.6	64.2	63.4	62.3	59.4	60.8	62.4	62.3	56.8
Avg. Dist. to Rail [m]	7.1	4.3	3.3	2.5	0.6	0.3	0.5	0.4	0.9
Avg. Stride Freq. [Hz]	2.2	2.2	2.2	2.2	2.1	2.2	2.2	2.2	2.1
Avg. Stride Length [m]	6.7	7.9	8.0	7.9	7.7	7.7	7.6	7.4	7.1



- [ ] Ranking at each section and finish
- .-.- No data available at this section
- NA No data available



Horse/Jockey Name	Houston Rocket
Final Rank	10
Fastest Section Time (Section)	0:11.39 (600m)
Top Speed [km/h] (Section)	65.3 (600m)
Race State	Finished



### Eagle Farm QLD Professional

Race 9: Ladbrokes Form Genius BM68 Handicap - 1840m

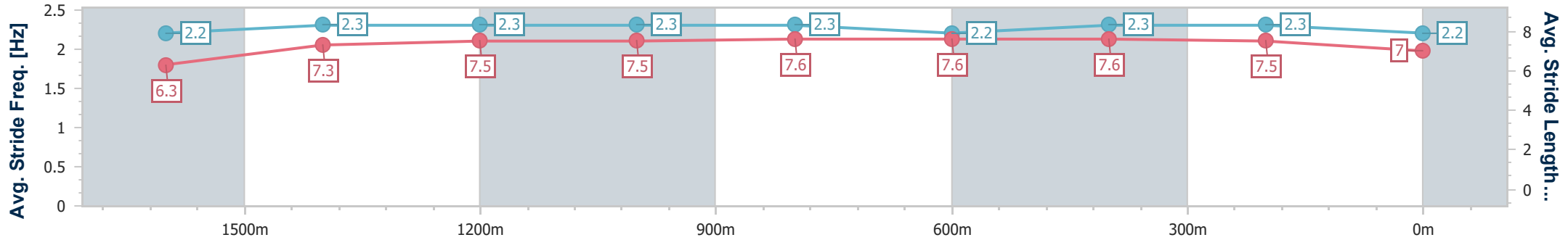
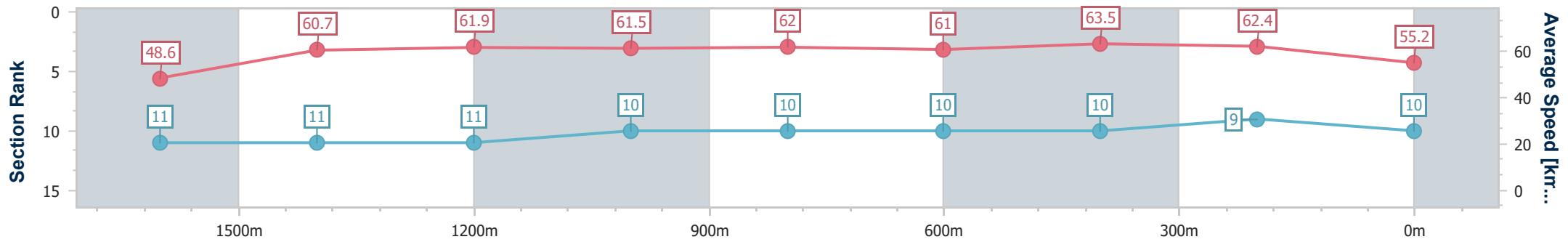
05 November 2024 - 17:25

Track Rating: Good 3, Weather: Fine, Rail Position: +8m Entire



BRISBANE RACING CLUB

Section	Overall	1600m	1400m	1200m	1000m	800m	600m	400m	200m				
Section Times	1:53.02 [10] (0:17.91)	1:35.11 [11] (0:11.98)	1:23.13 [11] (0:11.69)	1:11.44 [11] (0:11.72)	0:59.72 [10] (0:11.75)	0:47.97 [10] (0:11.93)	0:36.04 [10] (0:11.39)	0:24.65 [10] (0:11.58)	0:13.07 [9] (0:13.07)				
Average Speed [km/h]	48.6	60.7	61.9	61.5	62.0	61.0	63.5	62.4	55.2				
Top Speed [km/h]	59.8	62.6	62.3	62.7	62.6	63.0	65.3	65.3	58.9				
Avg. Dist. to Rail [m]	3.6	2.5	3.3	3.7	2.8	1.6	2.0	4.7	4.9				
Avg. Stride Freq. [Hz]	2.2	2.3	2.3	2.3	2.3	2.2	2.3	2.3	2.2				
Avg. Stride Length [m]	6.3	7.3	7.5	7.5	7.6	7.6	7.6	7.5	7.0				



- [ ] Ranking at each section and finish
- .-.- No data available at this section
- NA No data available



Horse/Jockey Name	Kingfield
Final Rank	11
Fastest Section Time (Section)	0:11.70 (600m)
Top Speed [km/h] (Section)	63.4 (800m)
Race State	Finished



### Eagle Farm QLD Professional

Race 9: Ladbrokes Form Genius BM68 Handicap - 1840m

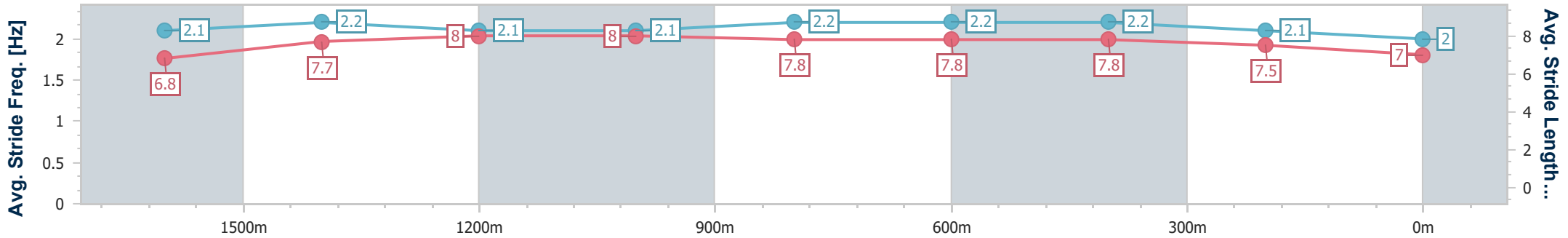
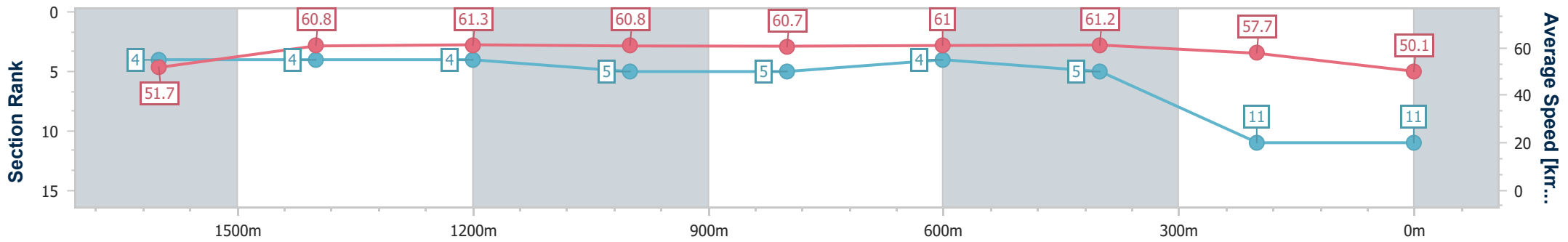
05 November 2024 - 17:25

Track Rating: Good 3, Weather: Fine, Rail Position: +8m Entire



BRISBANE RACING CLUB

Section	Overall	1600m	1400m	1200m	1000m	800m	600m	400m	200m
Section Times	1:54.78 [11] (0:16.85)	1:37.93 [4] (0:11.94)	1:25.99 [4] (0:11.75)	1:14.24 [4] (0:11.87)	1:02.37 [5] (0:11.95)	0:50.42 [5] (0:11.81)	0:38.61 [4] (0:11.70)	0:26.91 [5] (0:12.49)	0:14.42 [11] (0:14.42)
Average Speed [km/h]	51.7	60.8	61.3	60.8	60.7	61.0	61.2	57.7	50.1
Top Speed [km/h]	60.9	62.7	63.1	61.7	61.7	63.4	62.6	60.4	53.8
Avg. Dist. to Rail [m]	2.2	2.6	2.5	2.6	1.7	0.6	1.0	1.0	1.2
Avg. Stride Freq. [Hz]	2.1	2.2	2.1	2.1	2.2	2.2	2.2	2.1	2.0
Avg. Stride Length [m]	6.8	7.7	8.0	8.0	7.8	7.8	7.8	7.5	7.0



- [ ] Ranking at each section and finish
- .-.- No data available at this section
- NA No data available