



Sunshine Coast QLD Professional

Race 1: Love + Partners Chartered Accountants Maiden Handicap - 1800m



05 November 2024 - 12:29

Track Rating: Good 4, Weather: Fine, Rail Position: +6m Entire

Section		Overall	1600m	1400m	1200m	1000m	800m	600m	Last 600m				
Field Times		1:51.20 (0:13.60)	1:37.60 (0:10.86)	1:26.74 (0:11.47)	1:15.27 (0:12.54)	1:02.73 (0:13.17)	0:49.56 (0:12.47)	0:37.09 (0:12.14)	0:37.09				
Rank	TAB Horse/Jockey	Barrier	Top Speed [km/h]	Fastest Section									Distance Travelled [m]
1	5 TRAPEZE TORQUE Brandon Lerena	3	66.6 1600m	0:11.22 1600m	1:51.20 [1] (0:13.88)	1:37.32 [4] (0:11.22)	1:26.10 [4] (0:11.51)	1:14.59 [4] (0:12.35)	1:02.24 [5] (0:13.08)	0:49.16 [4] (0:12.67)	0:36.49 [4] (0:11.97)	0:36.49	
2	6 EFFIE'S JOY Yvette Lewis	2	66.9 1600m	0:11.07 1600m	1:51.29 [2] (0:14.15)	1:37.14 [6] (0:11.07)	1:26.07 [6] (0:11.47)	1:14.60 [5] (0:12.13)	1:02.47 [4] (0:13.23)	0:49.24 [5] (0:12.60)	0:36.64 [3] (0:11.80)	0:36.64	-5
3	8 PRIDE OF SAVABELLA Luke Tarrant	5	66.9 1600m	0:11.09 1600m	1:51.48 [3] (0:14.52)	1:36.96 [8] (0:11.09)	1:25.87 [8] (0:11.38)	1:14.49 [7] (0:12.14)	1:02.35 [7] (0:13.19)	0:49.16 [7] (0:12.65)	0:36.51 [7] (0:12.09)	0:36.51	-2
4	7 FINE AND RARE Rob Thorburn	1	68.0 1600m	0:10.93 1600m	1:51.55 [4] (0:13.60)	1:37.95 [1] (0:10.93)	1:27.02 [3] (0:11.40)	1:15.62 [1] (0:12.54)	1:03.08 [1] (0:13.17)	0:49.91 [1] (0:12.47)	0:37.44 [1] (0:12.14)	0:37.44	-9
5	1 JUNGLE JET Micheal Hellyer	7	66.0 1600m	0:11.11 1600m	1:52.03 [5] (0:14.08)	1:37.95 [5] (0:11.11)	1:26.84 [5] (0:11.53)	1:15.31 [6] (0:12.39)	1:02.92 [6] (0:13.22)	0:49.70 [8] (0:12.67)	0:37.03 [8] (0:12.17)	0:37.03	+5
6	10 DIVINE CHARM Karl Zechner	4	66.9 1600m	0:11.19 1600m	1:52.80 [6] (0:14.28)	1:38.52 [7] (0:11.19)	1:27.33 [7] (0:11.56)	1:15.77 [8] (0:12.34)	1:03.43 [8] (0:12.88)	0:50.55 [6] (0:12.58)	0:37.97 [5] (0:12.03)	0:37.97	+5
7	11 KHANT QUIT Nathan Thomas	6	67.6 1600m	0:10.83 1600m	1:55.32 [7] (0:13.63)	1:41.69 [3] (0:10.83)	1:30.86 [1] (0:11.50)	1:19.36 [2] (0:12.62)	1:06.74 [2] (0:13.23)	0:53.51 [2] (0:12.72)	0:40.79 [2] (0:12.45)	0:40.79	+0
8	9 SHOW 'EM NORM Minonette Kennedy	8	68.6 1600m	0:10.85 1600m	1:56.29 [8] (0:13.62)	1:42.67 [2] (0:10.85)	1:31.82 [2] (0:11.66)	1:20.16 [3] (0:12.65)	1:07.51 [3] (0:13.16)	0:54.35 [3] (0:12.95)	0:41.40 [6] (0:13.14)	0:41.40	+4

Scratched: Argerich (#4), King's Warrior (#2), Napa Valley (#3)

[] Ranking at each section and finish
 -:-:- No data available at this section
 NA No data available

SCN Saddle cloth number
 DNF Did not finish
 DNT Did not track



Sunshine Coast QLD Professional
Race 1: Love + Partners Chartered Accountants Maiden Handicap - 1800m
05 November 2024 - 12:29



Track Rating: Good 4, Weather: Fine, Rail Position: +6m Entire

Section				400m	200m			Last 600m		
Field Times				0:24.95 (0:12.09)	0:12.86 (0:12.86)			0:37.09		
Rank	TAB	Horse/Jockey	Barrier	Top Speed [km/h]	Fastest Section	Margin				Distance Travelled [m]
1	5	TRAPEZE TORQUE Brandon Lerena	3	66.6 1600m	0:11.22 1600m	0:24.52 [3] (0:11.69)	0:12.83 [3] (0:12.83)	1:51.20	0:36.49	
2	6	EFFIE'S JOY Yvette Lewis	2	66.9 1600m	0:11.07 1600m	0:24.84 [2] (0:11.89)	0:12.95 [1] (0:12.95)	0.4L	0:36.64	-5
3	8	PRIDE OF SAVABELLA Luke Tarrant	5	66.9 1600m	0:11.09 1600m	0:24.42 [6] (0:11.86)	0:12.56 [4] (0:12.56)	1.4L	0:36.51	-2
4	7	FINE AND RARE Rob Thorburn	1	68.0 1600m	0:10.93 1600m	0:25.30 [1] (0:12.11)	0:13.19 [2] (0:13.19)	1.7L	0:37.44	-9
5	1	JUNGLE JET Micheal Hellyer	7	66.0 1600m	0:11.11 1600m	0:24.86 [7] (0:12.02)	0:12.84 [5] (0:12.84)	4.5L	0:37.03	+5
6	10	DIVINE CHARM Karl Zechner	4	66.9 1600m	0:11.19 1600m	0:25.94 [4] (0:12.36)	0:13.58 [6] (0:13.58)	9L	0:37.97	+5
7	11	KHANT QUIT Nathan Thomas	6	67.6 1600m	0:10.83 1600m	0:28.34 [5] (0:13.29)	0:15.05 [7] (0:15.05)	23.8L	0:40.79	+0
8	9	SHOW 'EM NORM Minonette Kennedy	8	68.6 1600m	0:10.85 1600m	0:28.26 [8] (0:13.74)	0:14.52 [8] (0:14.52)	29.3L	0:41.40	+4

Scratched: Argerich (#4), King's Warrior (#2), Napa Valley (#3)

[] Ranking at each section and finish
 -:-:- No data available at this section
 NA No data available

SCN Saddle cloth number
 DNF Did not finish
 DNT Did not track



Horse/Jockey Name	Trapeze Torque
Final Rank	1
Fastest Section Time (Section)	0:11.22 (1600m)
Top Speed [km/h] (Section)	66.6 (1600m)
Race State	Finished



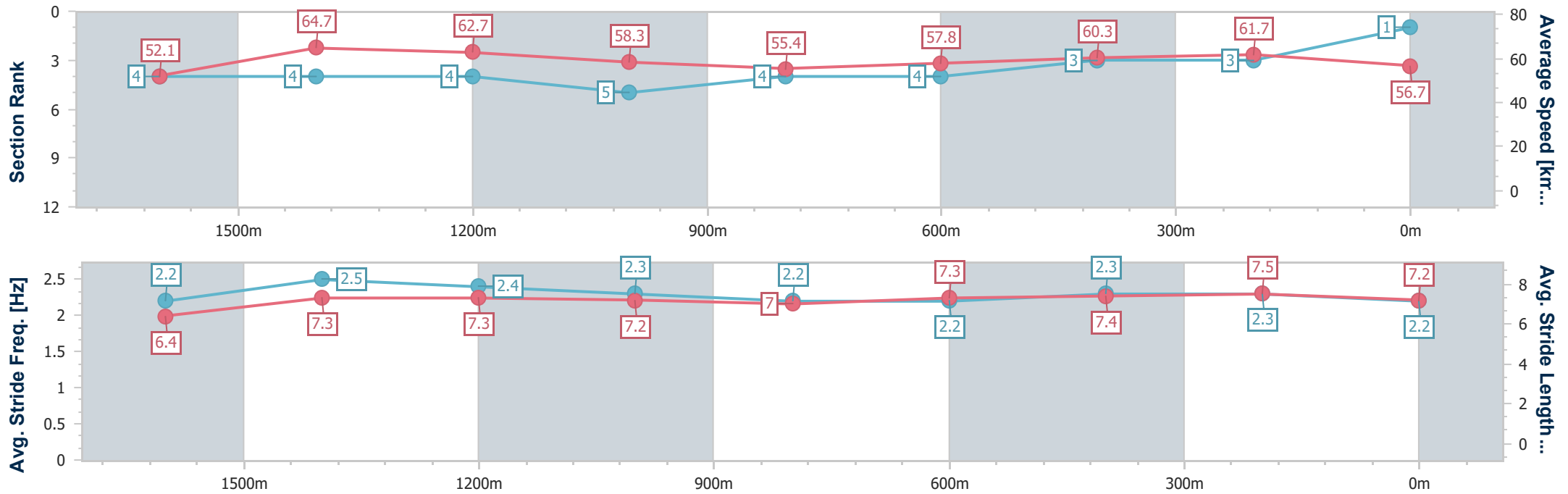
Sunshine Coast QLD Professional
Race 1: Love + Partners Chartered Accountants Maiden Handicap - 1800m



05 November 2024 - 12:29

Track Rating: Good 4, Weather: Fine, Rail Position: +6m Entire

Section	Overall	1600m	1400m	1200m	1000m	800m	600m	400m	200m				
Section Times	1:51.20 [1] (0:13.88)	1:37.32 [4] (0:11.22)	1:26.10 [4] (0:11.51)	1:14.59 [4] (0:12.35)	1:02.24 [5] (0:13.08)	0:49.16 [4] (0:12.67)	0:36.49 [4] (0:11.97)	0:24.52 [3] (0:11.69)	0:12.83 [3] (0:12.83)				
Average Speed [km/h]	52.1	64.7	62.7	58.3	55.4	57.8	60.3	61.7	56.7				
Top Speed [km/h]	63.4	66.6	64.6	60.6	57.6	60.1	61.0	62.9	60.9				
Avg. Dist. to Rail [m]	4.6	1.5	1.4	1.8	2.5	2.3	1.1	4.2	5.1				
Avg. Stride Freq. [Hz]	2.2	2.5	2.4	2.3	2.2	2.2	2.3	2.3	2.2				
Avg. Stride Length [m]	6.4	7.3	7.3	7.2	7.0	7.3	7.4	7.5	7.2				



- [] Ranking at each section and finish
- .-.- No data available at this section
- NA No data available



Horse/Jockey Name	Effie's Joy
Final Rank	2
Fastest Section Time (Section)	0:11.07 (1600m)
Top Speed [km/h] (Section)	66.9 (1600m)
Race State	Finished



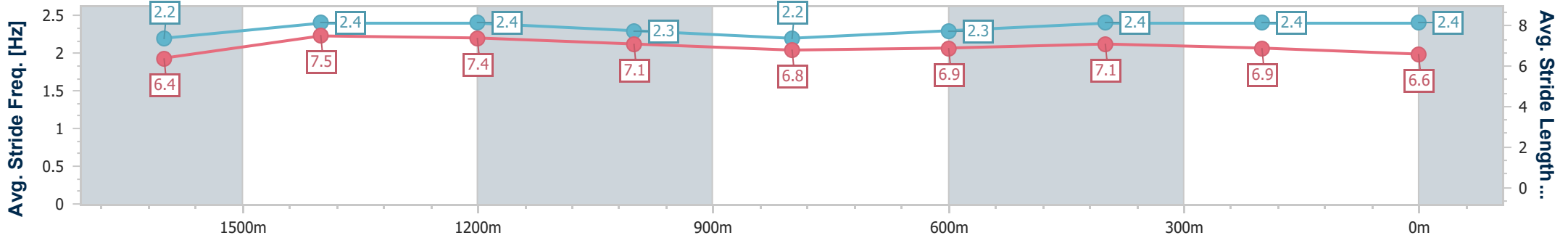
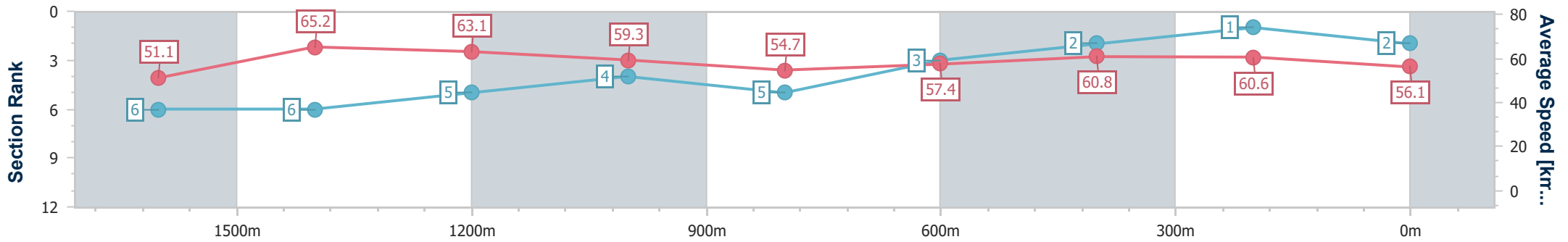
Sunshine Coast QLD Professional
Race 1: Love + Partners Chartered Accountants Maiden Handicap - 1800m



05 November 2024 - 12:29

Track Rating: Good 4, Weather: Fine, Rail Position: +6m Entire

Section	Overall	1600m	1400m	1200m	1000m	800m	600m	400m	200m				
Section Times	1:51.29 [2] (0:14.15)	1:37.14 [6] (0:11.07)	1:26.07 [6] (0:11.47)	1:14.60 [5] (0:12.13)	1:02.47 [4] (0:13.23)	0:49.24 [5] (0:12.60)	0:36.64 [3] (0:11.80)	0:24.84 [2] (0:11.89)	0:12.95 [1] (0:12.95)				
Average Speed [km/h]	51.1	65.2	63.1	59.3	54.7	57.4	60.8	60.6	56.1				
Top Speed [km/h]	64.9	66.9	65.1	62.2	56.3	60.7	62.0	61.5	58.9				
Avg. Dist. to Rail [m]	3.4	1.3	1.6	1.7	1.9	0.6	0.7	1.6	3.9				
Avg. Stride Freq. [Hz]	2.2	2.4	2.4	2.3	2.2	2.3	2.4	2.4	2.4				
Avg. Stride Length [m]	6.4	7.5	7.4	7.1	6.8	6.9	7.1	6.9	6.6				



- [] Ranking at each section and finish
- .-.- No data available at this section
- NA No data available



Horse/Jockey Name	Pride Of Savabella
Final Rank	3
Fastest Section Time (Section)	0:11.09 (1600m)
Top Speed [km/h] (Section)	66.9 (1600m)
Race State	Finished



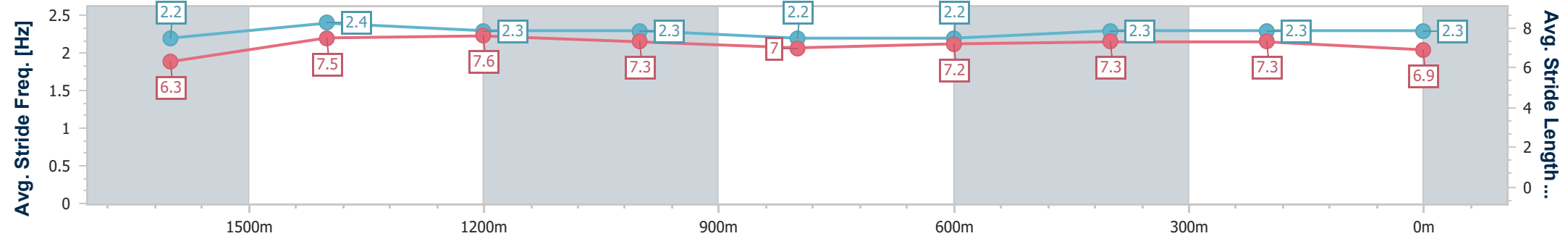
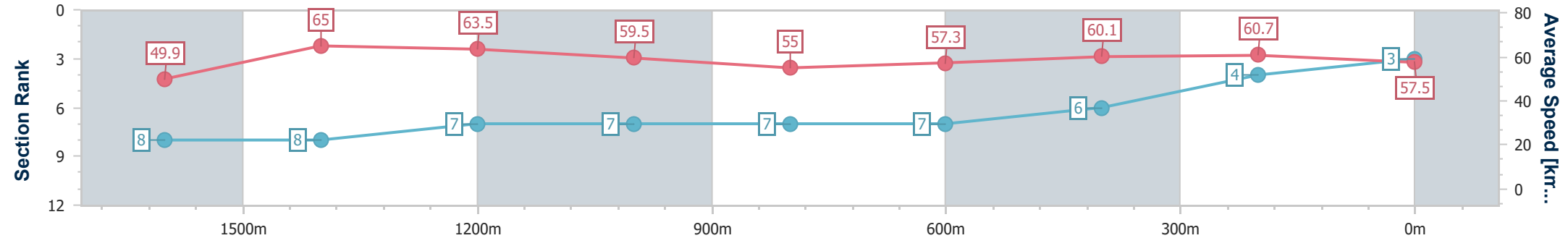
Sunshine Coast QLD Professional
 Race 1: Love + Partners Chartered Accountants Maiden Handicap - 1800m



05 November 2024 - 12:29

Track Rating: Good 4, Weather: Fine, Rail Position: +6m Entire

Section	Overall	1600m	1400m	1200m	1000m	800m	600m	400m	200m				
Section Times	1:51.48 [3] (0:14.52)	1:36.96 [8] (0:11.09)	1:25.87 [8] (0:11.38)	1:14.49 [7] (0:12.14)	1:02.35 [7] (0:13.19)	0:49.16 [7] (0:12.65)	0:36.51 [7] (0:12.09)	0:24.42 [6] (0:11.86)	0:12.56 [4] (0:12.56)				
Average Speed [km/h]	49.9	65.0	63.5	59.5	55.0	57.3	60.1	60.7	57.5				
Top Speed [km/h]	63.3	66.9	65.2	62.1	56.6	60.7	62.2	61.5	59.7				
Avg. Dist. to Rail [m]	5.6	1.6	1.7	1.9	2.1	1.5	1.5	2.7	3.5				
Avg. Stride Freq. [Hz]	2.2	2.4	2.3	2.3	2.2	2.2	2.3	2.3	2.3				
Avg. Stride Length [m]	6.3	7.5	7.6	7.3	7.0	7.2	7.3	7.3	6.9				



- [] Ranking at each section and finish
- .-.- No data available at this section
- NA No data available



Horse/Jockey Name	Fine And Rare
Final Rank	4
Fastest Section Time (Section)	0:10.93 (1600m)
Top Speed [km/h] (Section)	68.0 (1600m)
Race State	Finished



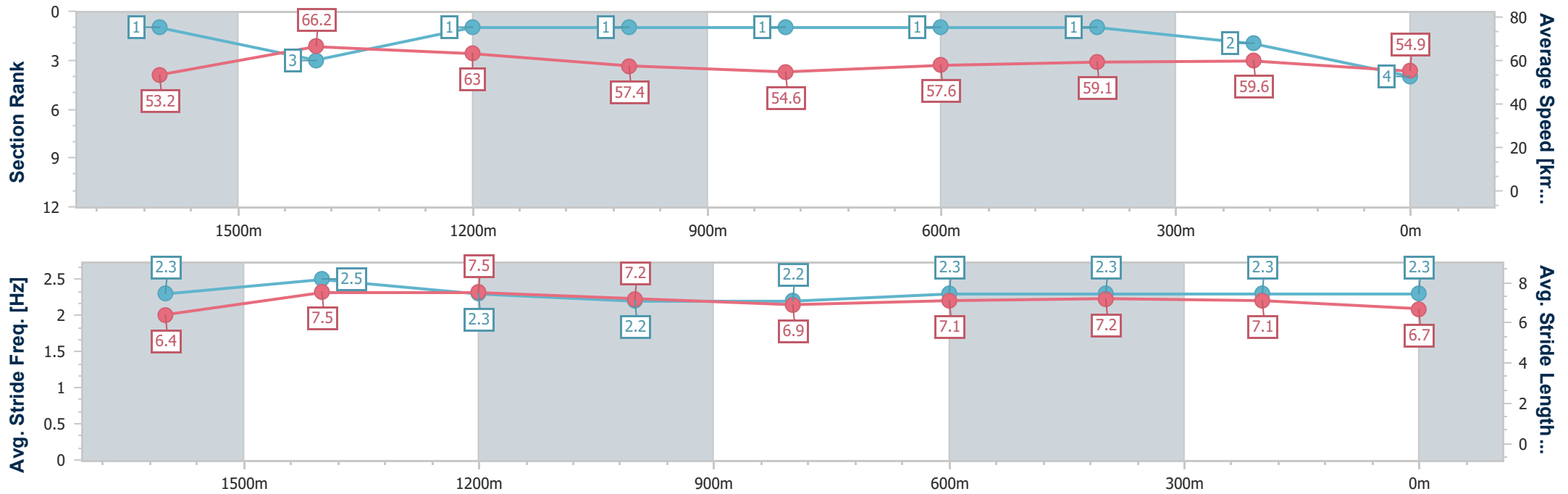
Sunshine Coast QLD Professional
Race 1: Love + Partners Chartered Accountants Maiden Handicap - 1800m



05 November 2024 - 12:29

Track Rating: Good 4, Weather: Fine, Rail Position: +6m Entire

Section	Overall	1600m	1400m	1200m	1000m	800m	600m	400m	200m				
Section Times	1:51.55 [4] (0:13.60)	1:37.95 [1] (0:10.93)	1:27.02 [3] (0:11.40)	1:15.62 [1] (0:12.54)	1:03.08 [1] (0:13.17)	0:49.91 [1] (0:12.47)	0:37.44 [1] (0:12.14)	0:25.30 [1] (0:12.11)	0:13.19 [2] (0:13.19)				
Average Speed [km/h]	53.2	66.2	63.0	57.4	54.6	57.6	59.1	59.6	54.9				
Top Speed [km/h]	65.8	68.0	66.4	60.9	55.6	60.1	60.0	60.8	58.3				
Avg. Dist. to Rail [m]	3.1	1.8	1.0	1.0	0.1	0.2	0.8	0.4	1.5				
Avg. Stride Freq. [Hz]	2.3	2.5	2.3	2.2	2.2	2.3	2.3	2.3	2.3				
Avg. Stride Length [m]	6.4	7.5	7.5	7.2	6.9	7.1	7.2	7.1	6.7				



- [] Ranking at each section and finish
- .-.- No data available at this section
- NA No data available



Horse/Jockey Name	Jungle Jet
Final Rank	5
Fastest Section Time (Section)	0:11.11 (1600m)
Top Speed [km/h] (Section)	66.0 (1600m)
Race State	Finished



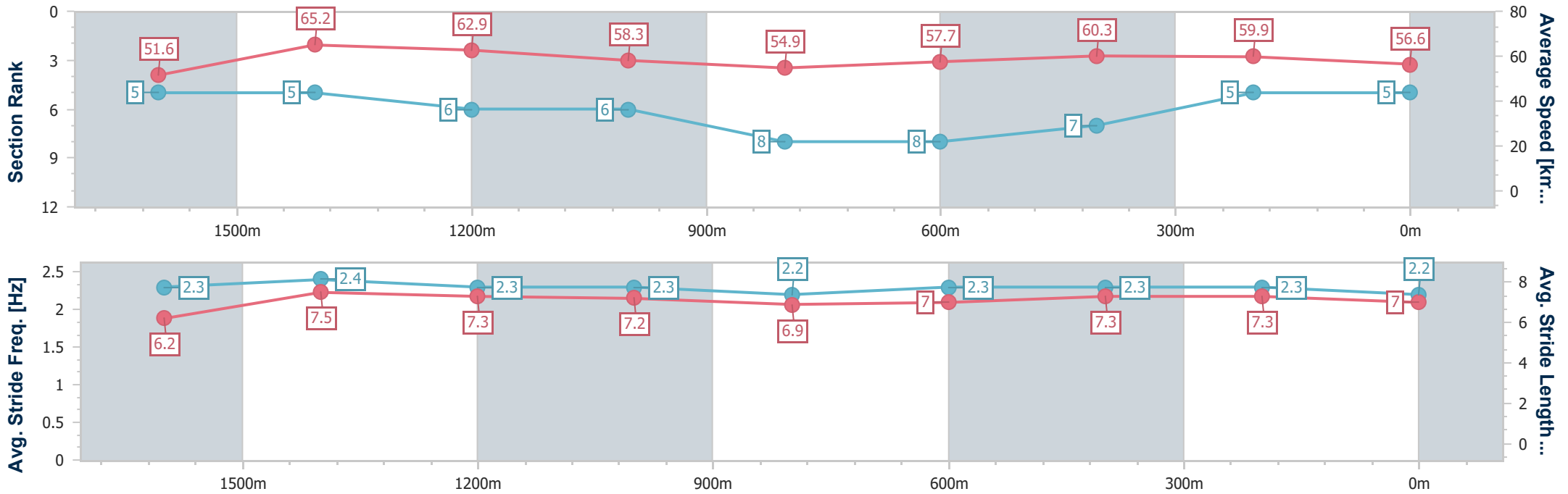
Sunshine Coast QLD Professional
 Race 1: Love + Partners Chartered Accountants Maiden Handicap - 1800m



05 November 2024 - 12:29

Track Rating: Good 4, Weather: Fine, Rail Position: +6m Entire

Section	Overall	1600m	1400m	1200m	1000m	800m	600m	400m	200m			
Section Times	1:52.03 [5] (0:14.08)	1:37.95 [5] (0:11.11)	1:26.84 [5] (0:11.53)	1:15.31 [6] (0:12.39)	1:02.92 [6] (0:13.22)	0:49.70 [8] (0:12.67)	0:37.03 [8] (0:12.17)	0:24.86 [7] (0:12.02)	0:12.84 [5] (0:12.84)			
Average Speed [km/h]	51.6	65.2	62.9	58.3	54.9	57.7	60.3	59.9	56.6			
Top Speed [km/h]	64.1	66.0	63.6	60.5	56.4	60.1	61.0	60.7	59.0			
Avg. Dist. to Rail [m]	6.8	2.3	2.8	3.2	3.1	2.7	3.1	5.4	5.2			
Avg. Stride Freq. [Hz]	2.3	2.4	2.3	2.3	2.2	2.3	2.3	2.3	2.2			
Avg. Stride Length [m]	6.2	7.5	7.3	7.2	6.9	7.0	7.3	7.3	7.0			



- [] Ranking at each section and finish
- .-.- No data available at this section
- NA No data available



Horse/Jockey Name	Divine Charm
Final Rank	6
Fastest Section Time (Section)	0:11.19 (1600m)
Top Speed [km/h] (Section)	66.9 (1600m)
Race State	Finished



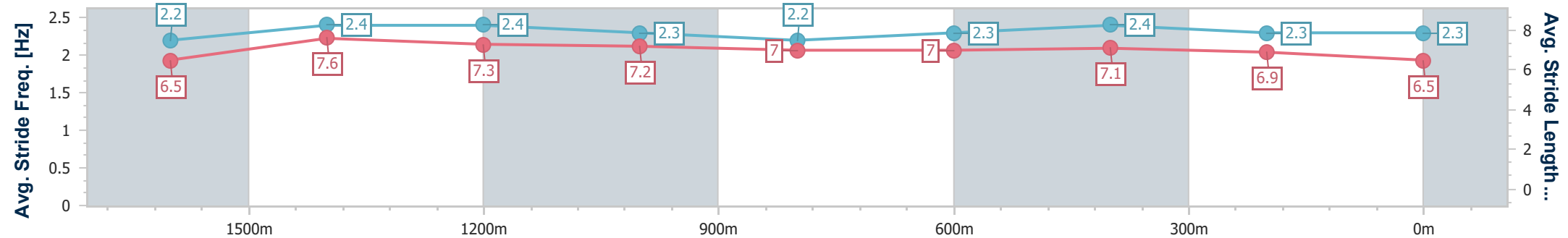
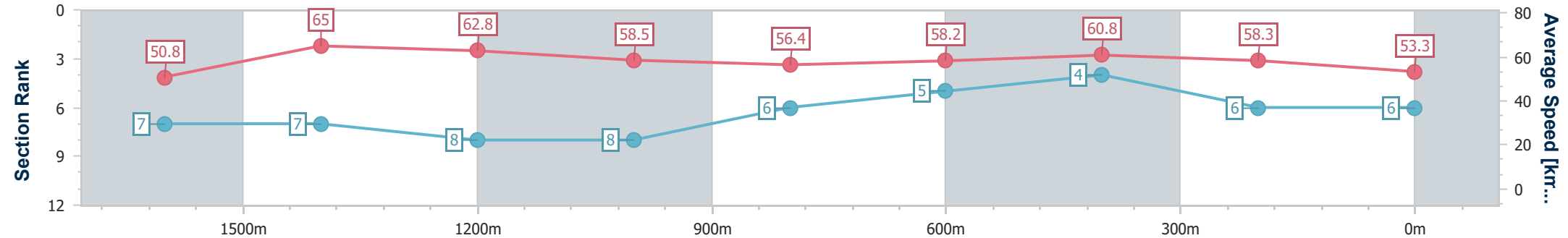
Sunshine Coast QLD Professional
Race 1: Love + Partners Chartered Accountants Maiden Handicap - 1800m



05 November 2024 - 12:29

Track Rating: Good 4, Weather: Fine, Rail Position: +6m Entire

Section	Overall	1600m	1400m	1200m	1000m	800m	600m	400m	200m				
Section Times	1:52.80 [6] (0:14.28)	1:38.52 [7] (0:11.19)	1:27.33 [7] (0:11.56)	1:15.77 [8] (0:12.34)	1:03.43 [8] (0:12.88)	0:50.55 [6] (0:12.58)	0:37.97 [5] (0:12.03)	0:25.94 [4] (0:12.36)	0:13.58 [6] (0:13.58)				
Average Speed [km/h]	50.8	65.0	62.8	58.5	56.4	58.2	60.8	58.3	53.3				
Top Speed [km/h]	64.0	66.9	64.3	62.5	58.4	60.9	63.1	60.3	55.6				
Avg. Dist. to Rail [m]	5.0	3.1	3.1	3.2	3.6	3.4	2.3	4.1	3.6				
Avg. Stride Freq. [Hz]	2.2	2.4	2.4	2.3	2.2	2.3	2.4	2.3	2.3				
Avg. Stride Length [m]	6.5	7.6	7.3	7.2	7.0	7.0	7.1	6.9	6.5				



- [] Ranking at each section and finish
- .-.- No data available at this section
- NA No data available



Horse/Jockey Name	Khant Quit
Final Rank	7
Fastest Section Time (Section)	0:10.83 (1600m)
Top Speed [km/h] (Section)	67.6 (1600m)
Race State	Finished



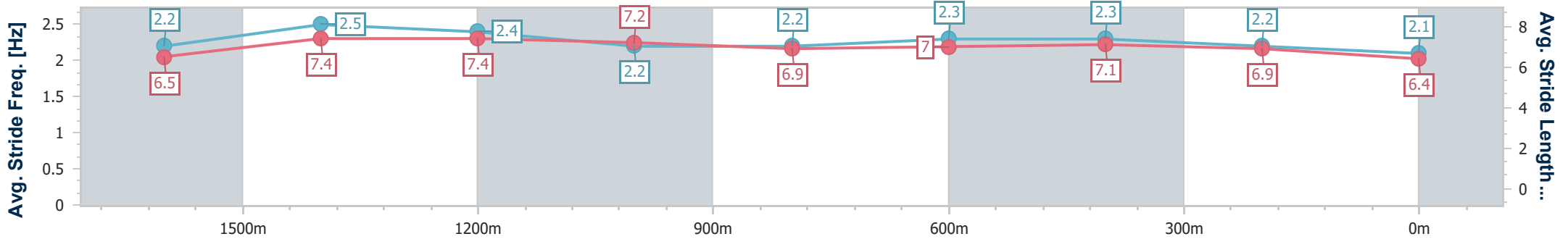
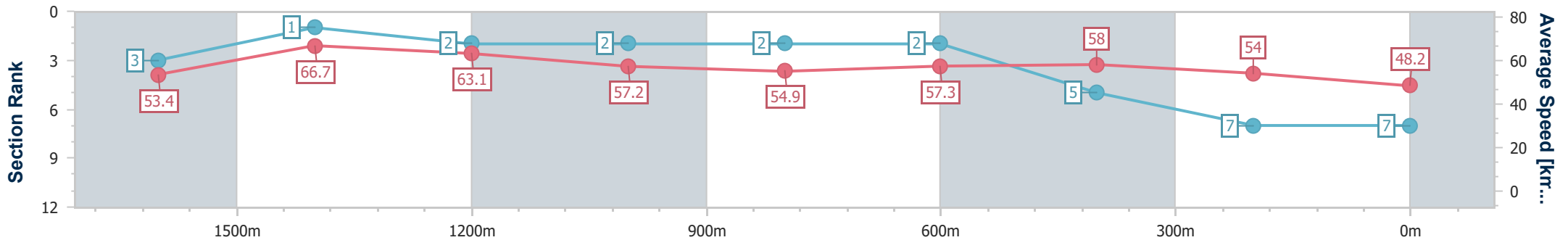
Sunshine Coast QLD Professional
Race 1: Love + Partners Chartered Accountants Maiden Handicap - 1800m



05 November 2024 - 12:29

Track Rating: Good 4, Weather: Fine, Rail Position: +6m Entire

Section	Overall	1600m	1400m	1200m	1000m	800m	600m	400m	200m				
Section Times	1:55.32 [7] (0:13.63)	1:41.69 [3] (0:10.83)	1:30.86 [1] (0:11.50)	1:19.36 [2] (0:12.62)	1:06.74 [2] (0:13.23)	0:53.51 [2] (0:12.72)	0:40.79 [2] (0:12.45)	0:28.34 [5] (0:13.29)	0:15.05 [7] (0:15.05)				
Average Speed [km/h]	53.4	66.7	63.1	57.2	54.9	57.3	58.0	54.0	48.2				
Top Speed [km/h]	67.1	67.6	65.9	59.7	55.6	59.0	59.2	56.7	51.4				
Avg. Dist. to Rail [m]	6.3	1.7	2.7	2.8	2.6	2.2	0.4	1.4	1.6				
Avg. Stride Freq. [Hz]	2.2	2.5	2.4	2.2	2.2	2.3	2.3	2.2	2.1				
Avg. Stride Length [m]	6.5	7.4	7.4	7.2	6.9	7.0	7.1	6.9	6.4				



- [] Ranking at each section and finish
- .-.- No data available at this section
- NA No data available



Horse/Jockey Name	Show 'Em Norm
Final Rank	8
Fastest Section Time (Section)	0:10.85 (1600m)
Top Speed [km/h] (Section)	68.6 (1600m)
Race State	Finished



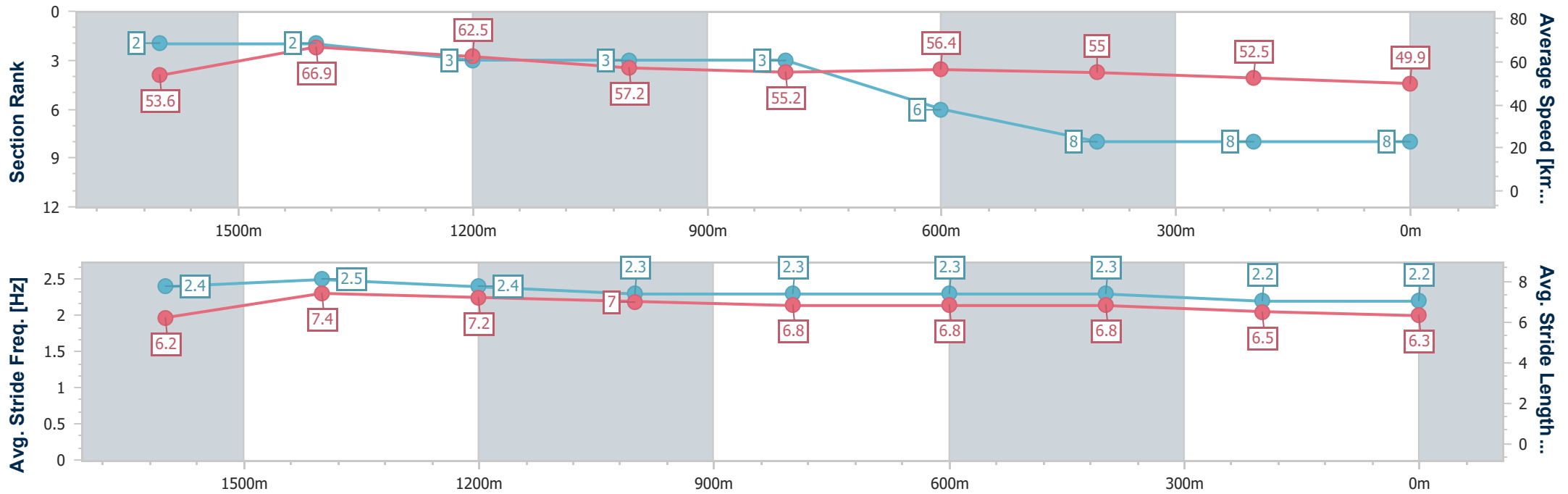
Sunshine Coast QLD Professional
 Race 1: Love + Partners Chartered Accountants Maiden Handicap - 1800m



05 November 2024 - 12:29

Track Rating: Good 4, Weather: Fine, Rail Position: +6m Entire

Section	Overall	1600m	1400m	1200m	1000m	800m	600m	400m	200m
Section Times	1:56.29 [8] (0:13.62)	1:42.67 [2] (0:10.85)	1:31.82 [2] (0:11.66)	1:20.16 [3] (0:12.65)	1:07.51 [3] (0:13.16)	0:54.35 [3] (0:12.95)	0:41.40 [6] (0:13.14)	0:28.26 [8] (0:13.74)	0:14.52 [8] (0:14.52)
Average Speed [km/h]	53.6	66.9	62.5	57.2	55.2	56.4	55.0	52.5	49.9
Top Speed [km/h]	67.0	68.6	65.0	58.9	55.7	57.1	56.8	53.0	51.2
Avg. Dist. to Rail [m]	8.8	3.6	4.3	3.5	3.3	2.2	1.1	2.9	3.5
Avg. Stride Freq. [Hz]	2.4	2.5	2.4	2.3	2.3	2.3	2.3	2.2	2.2
Avg. Stride Length [m]	6.2	7.4	7.2	7.0	6.8	6.8	6.8	6.5	6.3



- [] Ranking at each section and finish
- .-.- No data available at this section
- NA No data available