

Track Rating: Good 4, Weather: Fine, Rail Position: +6m Entire

Section		Field Times											Last 600m					
		Overall	1000m	800m	600m	400m	200m						0:34.85					
		1:11.50 (0:13.64)	0:57.86 (0:11.18)	0:46.68 (0:11.83)	0:34.85 (0:11.38)	0:23.47 (0:11.35)	0:12.12 (0:12.12)											
Rank	TAB	Horse/Jockey	Barrier	Top Speed [km/h]	Fastest Section												Margin	Distance Travelled [m]
1	9	LUCKY LENI Corey Bayliss	6	66.1 1000m	0:11.18 400m	1:11.50 [1] (0:13.86)	0:57.64 [4] (0:11.21)	0:46.43 [3] (0:11.82)	0:34.61 [3] (0:11.31)	0:23.30 [2] (0:11.18)	0:12.12 [1] (0:12.12)	1:11.50	0:34.61					
2	7	KIWI SPIRIT Micheal Hellyer	11	69.7 400m	0:10.70 400m	1:11.85 [2] (0:14.68)	0:57.17 [14] (0:11.68)	0:45.49 [14] (0:11.52)	0:33.97 [14] (0:11.48)	0:22.49 [13] (0:10.70)	0:11.79 [7] (0:11.79)	2L	0:33.97	+3				
3	20	EIGHT CYLINDERS Minonette Kennedy	17	66.8 Overall	0:11.25 1000m	1:12.01 [3] (0:13.66)	0:58.35 [2] (0:11.25)	0:47.10 [2] (0:11.84)	0:35.26 [2] (0:11.49)	0:23.77 [3] (0:11.37)	0:12.40 [3] (0:12.40)	2.8L	0:35.26	+3				
4	16	PRIDE OF VENUS Rob Thorburn	2	65.4 400m	0:11.19 400m	1:12.14 [4] (0:14.24)	0:57.90 [8] (0:11.46)	0:46.44 [7] (0:11.62)	0:34.82 [7] (0:11.45)	0:23.37 [6] (0:11.19)	0:12.18 [6] (0:12.18)	3.3L	0:34.82	-3				
5	8	VESPER LYND Corey Sutherland	7	66.8 1000m	0:11.18 1000m	1:12.16 [5] (0:13.64)	0:58.52 [1] (0:11.18)	0:47.34 [1] (0:11.83)	0:35.51 [1] (0:11.38)	0:24.13 [1] (0:11.53)	0:12.60 [2] (0:12.60)	3.4L	0:35.51	-4				
6	5	HE GOES BOOM Anthony Allen	15	66.2 Overall	0:11.28 400m	1:12.21 [6] (0:13.75)	0:58.46 [3] (0:11.38)	0:47.08 [4] (0:11.89)	0:35.19 [4] (0:11.54)	0:23.65 [5] (0:11.28)	0:12.37 [4] (0:12.37)	3.6L	0:35.19	+8				
7	17	LA STELLA ATLETA Dale Smith	10	64.9 400m	0:11.36 400m	1:12.39 [7] (0:14.02)	0:58.37 [5] (0:11.52)	0:46.85 [6] (0:11.71)	0:35.14 [6] (0:11.54)	0:23.60 [7] (0:11.36)	0:12.24 [9] (0:12.24)	4.6L	0:35.14	+4				
8	18	SHE'S GOT LYRICS Chelsea Baker	14	66.3 800m	0:11.08 400m	1:12.42 [8] (0:14.41)	0:58.01 [11] (0:11.65)	0:46.36 [12] (0:11.45)	0:34.91 [9] (0:11.49)	0:23.42 [9] (0:11.08)	0:12.34 [8] (0:12.34)	4.7L	0:34.91	+10				
9	1	BEFORE THE THUNDER Fiona Sandkuhl	5	64.6 1000m	0:11.37 1000m	1:12.53 [9] (0:14.02)	0:58.51 [6] (0:11.37)	0:47.14 [5] (0:11.72)	0:35.42 [5] (0:11.39)	0:24.03 [4] (0:11.44)	0:12.59 [5] (0:12.59)	5.2L	0:35.42	-3				
10	11	SPRING DAZE Jackson Murphy	8	65.1 400m	0:11.47 400m	1:12.66 [10] (0:14.25)	0:58.41 [9] (0:11.67)	0:46.74 [9] (0:11.66)	0:35.08 [10] (0:11.51)	0:23.57 [10] (0:11.47)	0:12.10 [11] (0:12.10)	6L	0:35.08	-3				

Scratched: Sobute (#4), Blitzum (#12), Just Walter (#6), Materialist (#10), Flying Shelby (#3), Outranked (#14), Ocean Anna (#13)



Sunshine Coast QLD Professional
Race 3: Civil Scapes Maiden Handicap - 1200m
05 November 2024 - 14:21



Track Rating: Good 4, Weather: Fine, Rail Position: +6m Entire

Section		Overall	1000m	800m	600m	400m	200m	Last 600m					
Field Times		1:11.50 (0:13.64)	0:57.86 (0:11.18)	0:46.68 (0:11.83)	0:34.85 (0:11.38)	0:23.47 (0:11.35)	0:12.12 (0:12.12)	0:34.85					
Rank	TAB Horse/Jockey	Barrier	Top Speed [km/h]	Fastest Section	Margin							Distance Travelled [m]	
11	2 DEJA ZOU Simon Miller	12	65.0 600m	0:11.44 400m	1:12.74 [11] (0:14.19)	0:58.55 [7] (0:11.65)	0:46.90 [8] (0:11.65)	0:35.25 [8] (0:11.45)	0:23.80 [8] (0:11.44)	0:12.36 [10] (0:12.36)	6.4L	0:35.25	+2
12	19 FIREUPZOUS Karl Zechner	4	65.3 400m	0:11.29 400m	1:12.92 [12] (0:14.43)	0:58.49 [12] (0:11.63)	0:46.86 [11] (0:11.53)	0:35.33 [11] (0:11.74)	0:23.59 [12] (0:11.29)	0:12.30 [13] (0:12.30)	7.4L	0:35.33	+4
13	21 PUMICESTONE ROAD Nathan Thomas	9	65.2 400m	0:11.34 400m	1:12.94 [13] (0:14.41)	0:58.53 [10] (0:11.70)	0:46.83 [13] (0:11.61)	0:35.22 [12] (0:11.51)	0:23.71 [11] (0:11.34)	0:12.37 [12] (0:12.37)	7.5L	0:35.22	+5
14	15 SHAMOUTI Luke Tarrant	1	65.6 400m	0:11.36 400m	1:13.22 [14] (0:14.52)	0:58.70 [13] (0:11.53)	0:47.17 [10] (0:11.69)	0:35.48 [13] (0:11.69)	0:23.79 [14] (0:11.36)	0:12.43 [14] (0:12.43)	9L	0:35.48	-2

Scratched: Sobute (#4), Blitzum (#12), Just Walter (#6), Materialist (#10), Flying Shelby (#3), Outranked (#14), Ocean Anna (#13)

[] Ranking at each section and finish
 -:-:-:- No data available at this section
 NA No data available

SCN Saddle cloth number
 DNF Did not finish
 DNT Did not track



Horse/Jockey Name	Lucky Leni
Final Rank	1
Fastest Section Time (Section)	0:11.18 (400m)
Top Speed [km/h] (Section)	66.1 (1000m)
Race State	Finished



Sunshine Coast QLD Professional

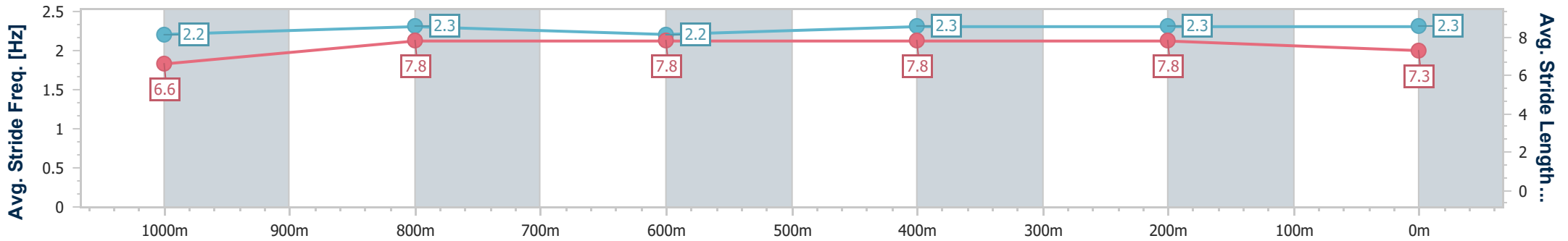
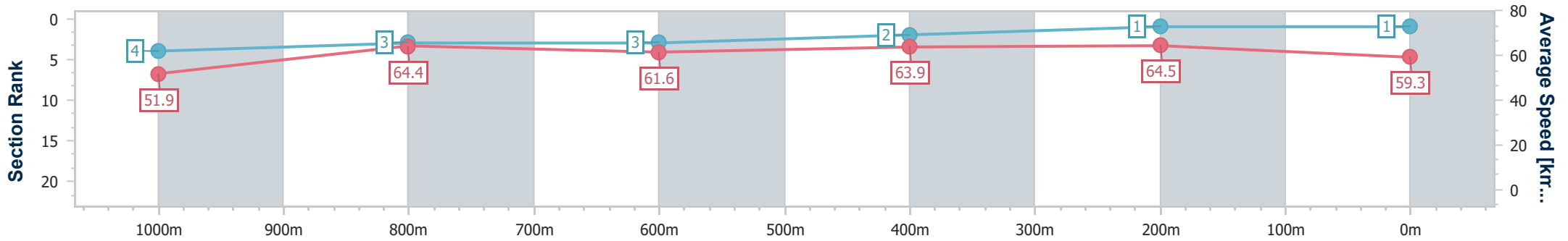
Race 3: Civil Scapes Maiden Handicap - 1200m

05 November 2024 - 14:21



Track Rating: Good 4, Weather: Fine, Rail Position: +6m Entire

Section	Overall	1000m	800m	600m	400m	200m
Section Times	1:11.50 [1] (0:13.86)	0:57.64 [4] (0:11.21)	0:46.43 [3] (0:11.82)	0:34.61 [3] (0:11.31)	0:23.30 [2] (0:11.18)	0:12.12 [1] (0:12.12)
Average Speed [km/h]	51.9	64.4	61.6	63.9	64.5	59.3
Top Speed [km/h]	64.1	66.1	62.4	65.0	65.8	62.3
Avg. Dist. to Rail [m]	4.0	1.6	1.4	0.9	3.6	4.1
Avg. Stride Freq. [Hz]	2.2	2.3	2.2	2.3	2.3	2.3
Avg. Stride Length [m]	6.6	7.8	7.8	7.8	7.8	7.3



- [] Ranking at each section and finish
- .-.- No data available at this section
- NA No data available



Horse/Jockey Name	Kiwi Spirit
Final Rank	2
Fastest Section Time (Section)	0:10.70 (400m)
Top Speed [km/h] (Section)	69.7 (400m)
Race State	Finished



Sunshine Coast QLD Professional

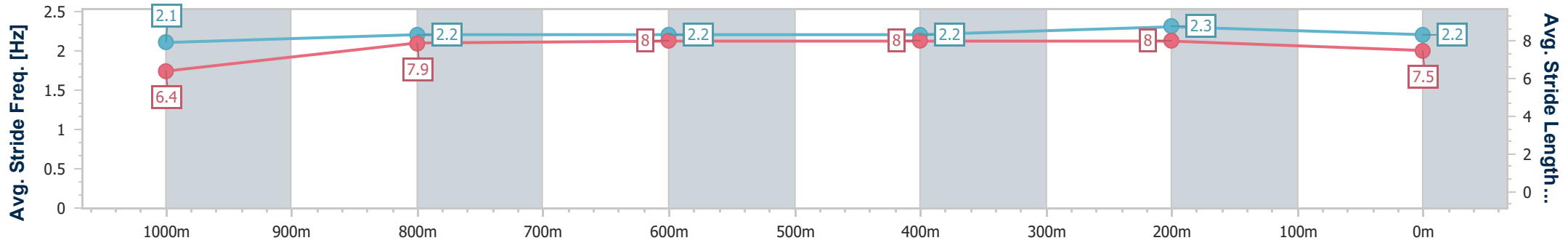
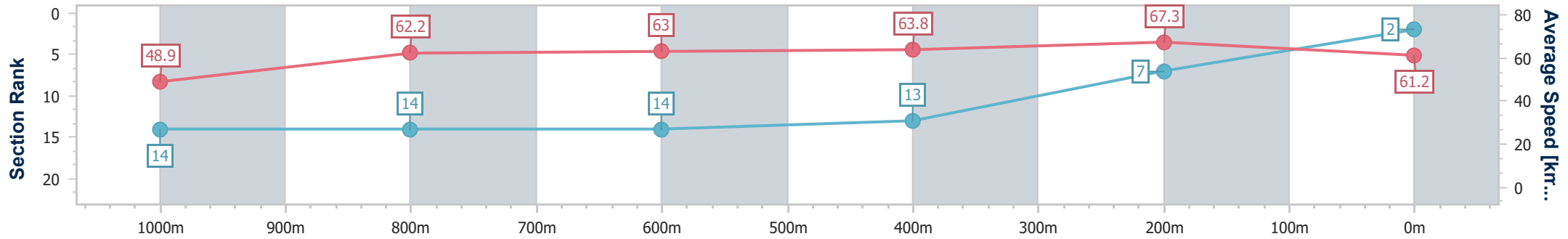
Race 3: Civil Scapes Maiden Handicap - 1200m

05 November 2024 - 14:21

Track Rating: Good 4, Weather: Fine, Rail Position: +6m Entire



Section	Overall	1000m	800m	600m	400m	200m
Section Times	1:11.85 [2] (0:14.68)	0:57.17 [14] (0:11.68)	0:45.49 [14] (0:11.52)	0:33.97 [14] (0:11.48)	0:22.49 [13] (0:10.70)	0:11.79 [7] (0:11.79)
Average Speed [km/h]	48.9	62.2	63.0	63.8	67.3	61.2
Top Speed [km/h]	62.7	63.6	64.1	66.1	69.7	65.8
Avg. Dist. to Rail [m]	7.1	2.5	1.7	2.8	8.0	9.7
Avg. Stride Freq. [Hz]	2.1	2.2	2.2	2.2	2.3	2.2
Avg. Stride Length [m]	6.4	7.9	8.0	8.0	8.0	7.5



- [] Ranking at each section and finish
- .-.- No data available at this section
- NA No data available



Horse/Jockey Name	Eight Cylinders
Final Rank	3
Fastest Section Time (Section)	0:11.25 (1000m)
Top Speed [km/h] (Section)	66.8 (Overall)
Race State	Finished



Sunshine Coast QLD Professional

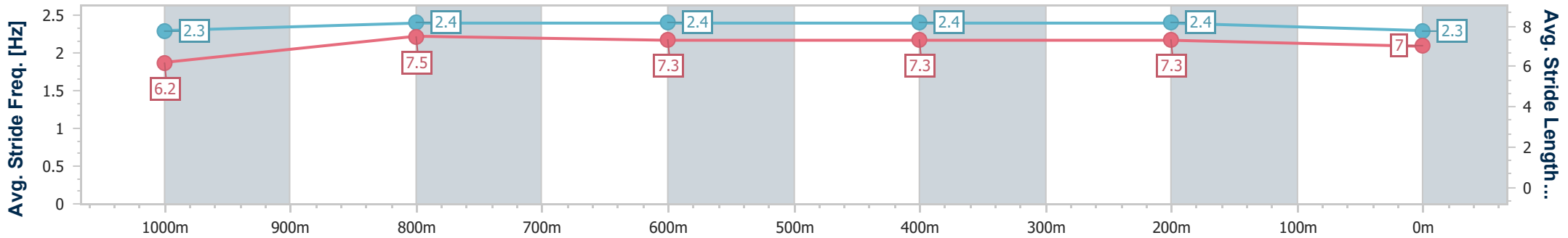
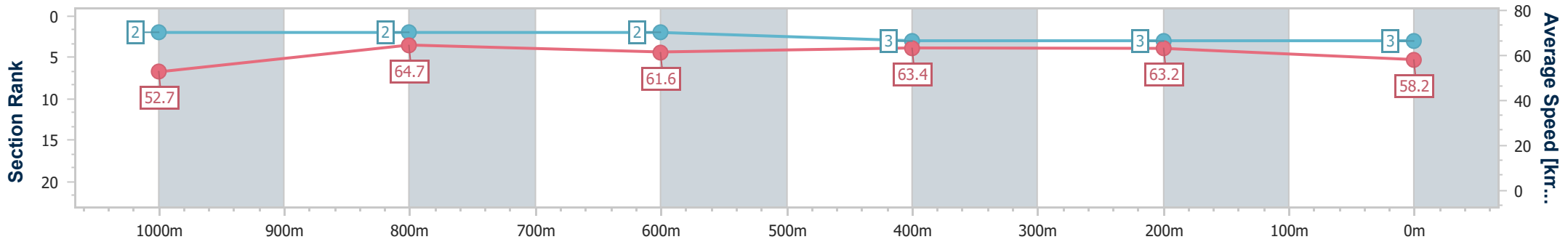
Race 3: Civil Scapes Maiden Handicap - 1200m



05 November 2024 - 14:21

Track Rating: Good 4, Weather: Fine, Rail Position: +6m Entire

Section	Overall	1000m	800m	600m	400m	200m
Section Times	1:12.01 [3] (0:13.66)	0:58.35 [2] (0:11.25)	0:47.10 [2] (0:11.84)	0:35.26 [2] (0:11.49)	0:23.77 [3] (0:11.37)	0:12.40 [3] (0:12.40)
Average Speed [km/h]	52.7	64.7	61.6	63.4	63.2	58.2
Top Speed [km/h]	66.8	66.0	62.2	64.3	64.8	60.9
Avg. Dist. to Rail [m]	10.8	3.1	2.3	2.0	5.1	6.5
Avg. Stride Freq. [Hz]	2.3	2.4	2.4	2.4	2.4	2.3
Avg. Stride Length [m]	6.2	7.5	7.3	7.3	7.3	7.0



- [] Ranking at each section and finish
- .-.-.- No data available at this section
- NA No data available



Horse/Jockey Name	Pride Of Venus
Final Rank	4
Fastest Section Time (Section)	0:11.19 (400m)
Top Speed [km/h] (Section)	65.4 (400m)
Race State	Finished



Sunshine Coast QLD Professional

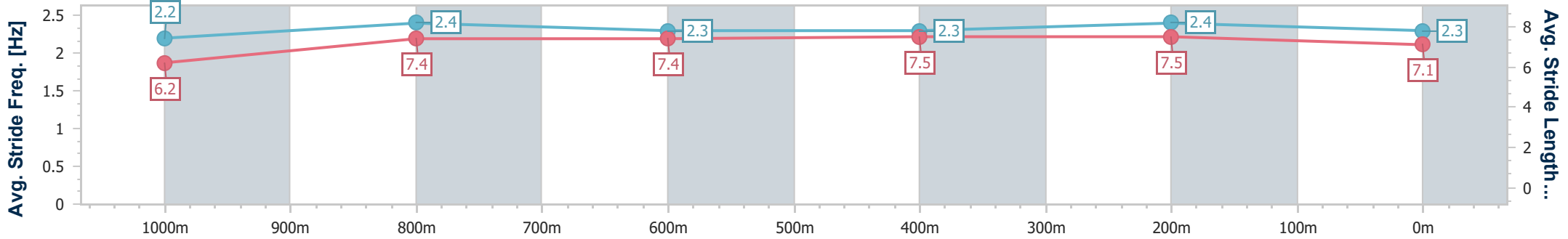
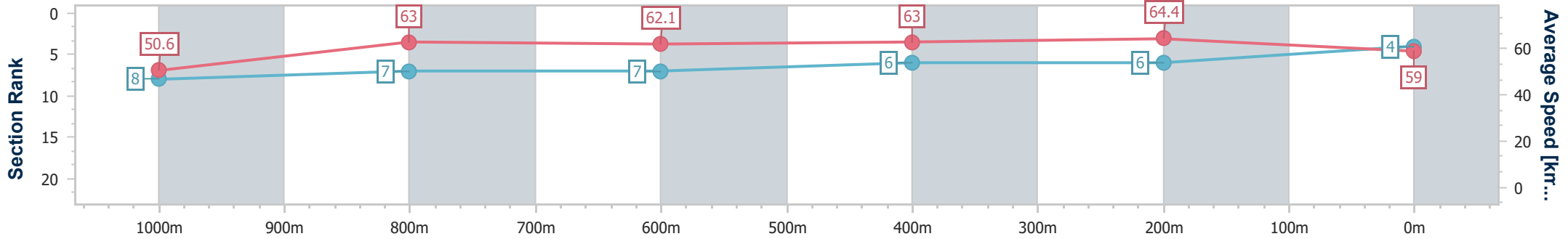
Race 3: Civil Scapes Maiden Handicap - 1200m

05 November 2024 - 14:21

Track Rating: Good 4, Weather: Fine, Rail Position: +6m Entire



Section	Overall	1000m	800m	600m	400m	200m
Section Times	1:12.14 [4] (0:14.24)	0:57.90 [8] (0:11.46)	0:46.44 [7] (0:11.62)	0:34.82 [7] (0:11.45)	0:23.37 [6] (0:11.19)	0:12.18 [6] (0:12.18)
Average Speed [km/h]	50.6	63.0	62.1	63.0	64.4	59.0
Top Speed [km/h]	64.0	64.7	63.2	64.8	65.4	62.8
Avg. Dist. to Rail [m]	2.8	1.4	0.3	0.2	2.9	4.2
Avg. Stride Freq. [Hz]	2.2	2.4	2.3	2.3	2.4	2.3
Avg. Stride Length [m]	6.2	7.4	7.4	7.5	7.5	7.1



- [] Ranking at each section and finish
- .-.- No data available at this section
- NA No data available



Horse/Jockey Name	Vesper Lynd
Final Rank	5
Fastest Section Time (Section)	0:11.18 (1000m)
Top Speed [km/h] (Section)	66.8 (1000m)
Race State	Finished



Sunshine Coast QLD Professional

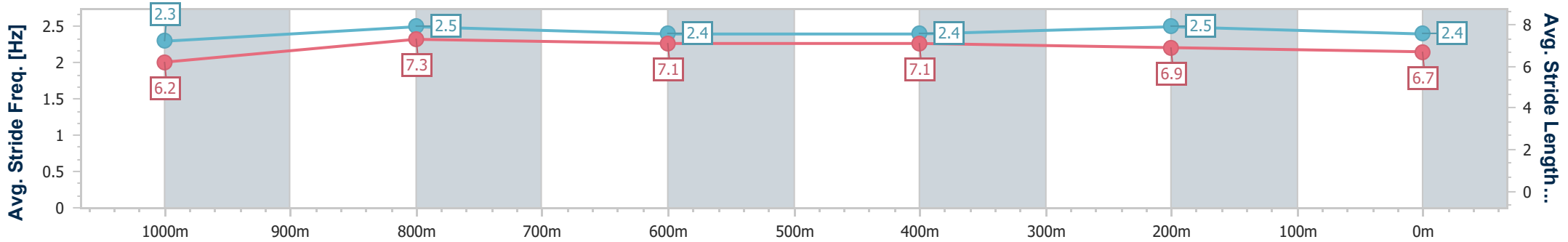
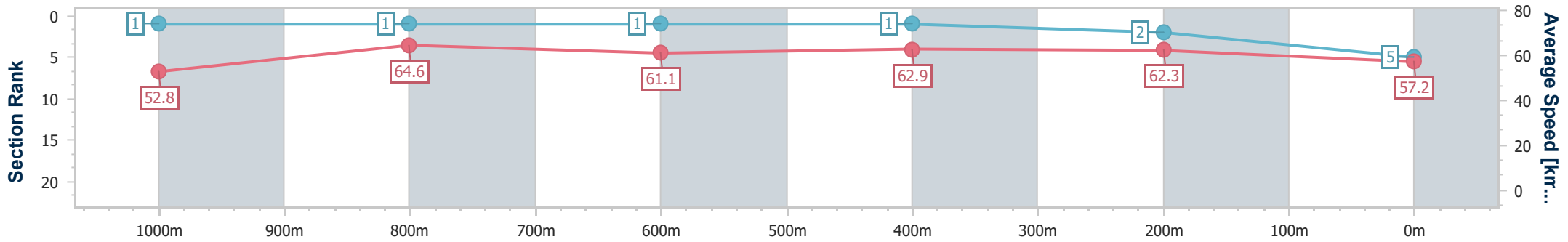
Race 3: Civil Scapes Maiden Handicap - 1200m

05 November 2024 - 14:21

Track Rating: Good 4, Weather: Fine, Rail Position: +6m Entire



Section	Overall	1000m	800m	600m	400m	200m
Section Times	1:12.16 [5] (0:13.64)	0:58.52 [1] (0:11.18)	0:47.34 [1] (0:11.83)	0:35.51 [1] (0:11.38)	0:24.13 [1] (0:11.53)	0:12.60 [2] (0:12.60)
Average Speed [km/h]	52.8	64.6	61.1	62.9	62.3	57.2
Top Speed [km/h]	64.4	66.8	63.1	63.7	65.0	60.4
Avg. Dist. to Rail [m]	5.2	1.8	0.6	1.1	1.8	2.5
Avg. Stride Freq. [Hz]	2.3	2.5	2.4	2.4	2.5	2.4
Avg. Stride Length [m]	6.2	7.3	7.1	7.1	6.9	6.7



- [] Ranking at each section and finish
- .-.- No data available at this section
- NA No data available



Horse/Jockey Name	He Goes Boom
Final Rank	6
Fastest Section Time (Section)	0:11.28 (400m)
Top Speed [km/h] (Section)	66.2 (Overall)
Race State	Finished



Sunshine Coast QLD Professional

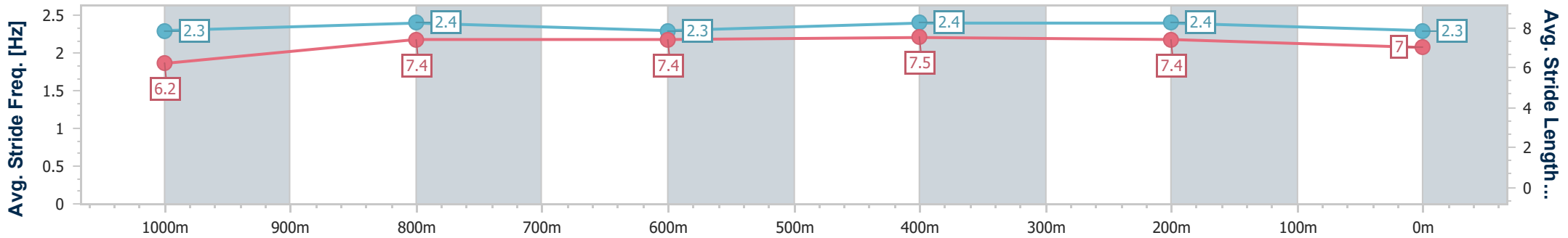
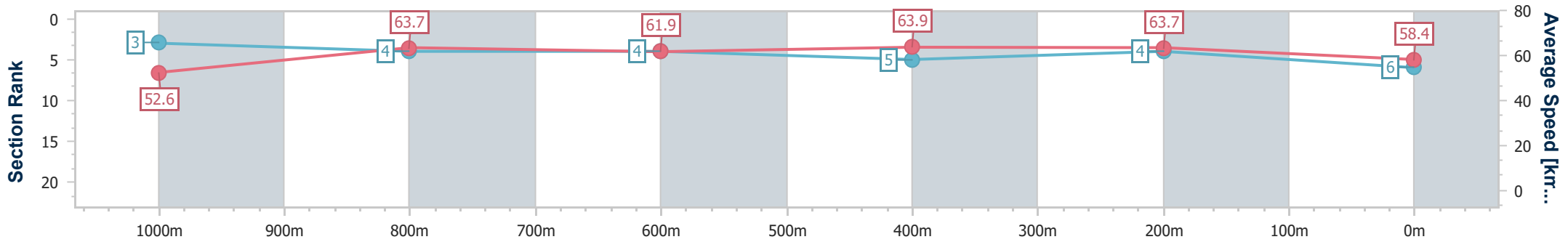
Race 3: Civil Scapes Maiden Handicap - 1200m

05 November 2024 - 14:21



Track Rating: Good 4, Weather: Fine, Rail Position: +6m Entire

Section	Overall	1000m	800m	600m	400m	200m
Section Times	1:12.21 [6] (0:13.75)	0:58.46 [3] (0:11.38)	0:47.08 [4] (0:11.89)	0:35.19 [4] (0:11.54)	0:23.65 [5] (0:11.28)	0:12.37 [4]
Average Speed [km/h]	52.6	63.7	61.9	63.9	63.7	58.4
Top Speed [km/h]	66.2	65.2	63.1	65.3	65.2	60.9
Avg. Dist. to Rail [m]	8.3	3.0	3.7	4.1	7.8	7.6
Avg. Stride Freq. [Hz]	2.3	2.4	2.3	2.4	2.4	2.3
Avg. Stride Length [m]	6.2	7.4	7.4	7.5	7.4	7.0



- [] Ranking at each section and finish
- .-.- No data available at this section
- NA No data available



Horse/Jockey Name	La Stella Atleta
Final Rank	7
Fastest Section Time (Section)	0:11.36 (400m)
Top Speed [km/h] (Section)	64.9 (400m)
Race State	Finished



Sunshine Coast QLD Professional

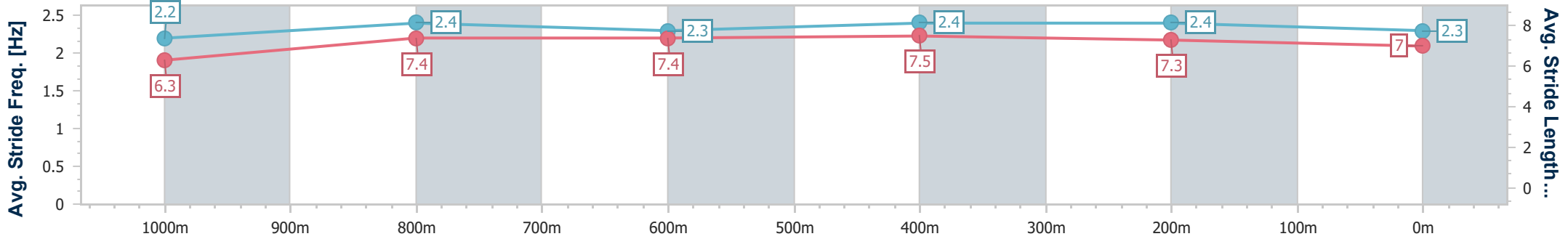
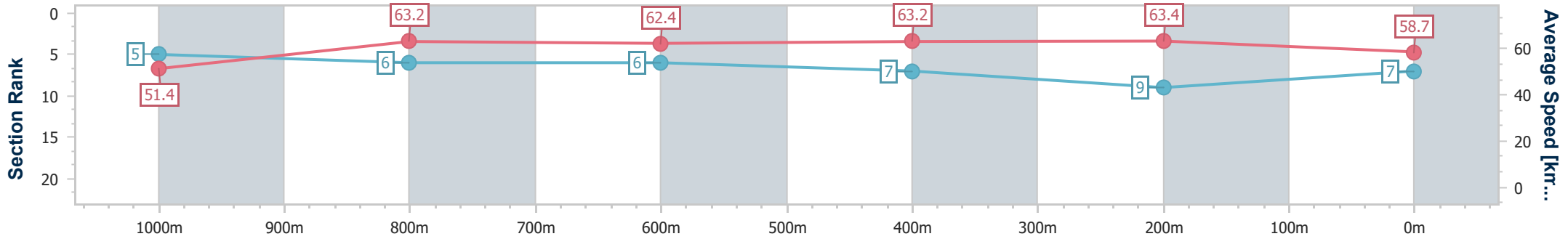
Race 3: Civil Scapes Maiden Handicap - 1200m

05 November 2024 - 14:21

Track Rating: Good 4, Weather: Fine, Rail Position: +6m Entire



Section	Overall	1000m	800m	600m	400m	200m
Section Times	1:12.39 [7] (0:14.02)	0:58.37 [5] (0:11.52)	0:46.85 [6] (0:11.71)	0:35.14 [6] (0:11.54)	0:23.60 [7] (0:11.36)	0:12.24 [9] (0:12.24)
Average Speed [km/h]	51.4	63.2	62.4	63.2	63.4	58.7
Top Speed [km/h]	63.8	64.3	63.5	64.8	64.9	61.6
Avg. Dist. to Rail [m]	7.0	3.3	2.7	2.2	6.1	6.6
Avg. Stride Freq. [Hz]	2.2	2.4	2.3	2.4	2.4	2.3
Avg. Stride Length [m]	6.3	7.4	7.4	7.5	7.3	7.0



- [] Ranking at each section and finish
- .-.- No data available at this section
- NA No data available



Horse/Jockey Name	She's Got Lyrics
Final Rank	8
Fastest Section Time (Section)	0:11.08 (400m)
Top Speed [km/h] (Section)	66.3 (800m)
Race State	Finished



Sunshine Coast QLD Professional

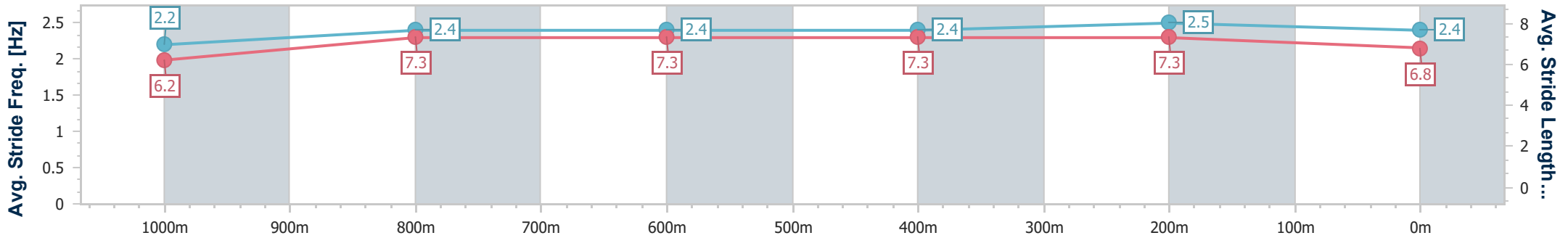
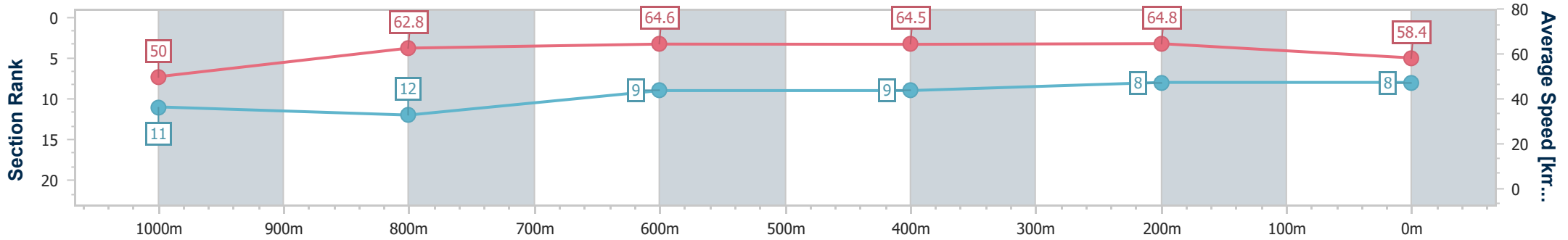
Race 3: Civil Scapes Maiden Handicap - 1200m

05 November 2024 - 14:21



Track Rating: Good 4, Weather: Fine, Rail Position: +6m Entire

Section	Overall	1000m	800m	600m	400m	200m
Section Times	1:12.42 [8] (0:14.41)	0:58.01 [11] (0:11.65)	0:46.36 [12] (0:11.45)	0:34.91 [9] (0:11.49)	0:23.42 [9] (0:11.08)	0:12.34 [8] (0:12.34)
Average Speed [km/h]	50.0	62.8	64.6	64.5	64.8	58.4
Top Speed [km/h]	63.8	63.9	66.3	66.0	66.0	62.8
Avg. Dist. to Rail [m]	9.7	4.7	4.8	4.9	7.1	9.4
Avg. Stride Freq. [Hz]	2.2	2.4	2.4	2.4	2.5	2.4
Avg. Stride Length [m]	6.2	7.3	7.3	7.3	7.3	6.8



- [] Ranking at each section and finish
- .-.- No data available at this section
- NA No data available



Horse/Jockey Name	Before The Thunder
Final Rank	9
Fastest Section Time (Section)	0:11.37 (1000m)
Top Speed [km/h] (Section)	64.6 (1000m)
Race State	Finished



Sunshine Coast QLD Professional

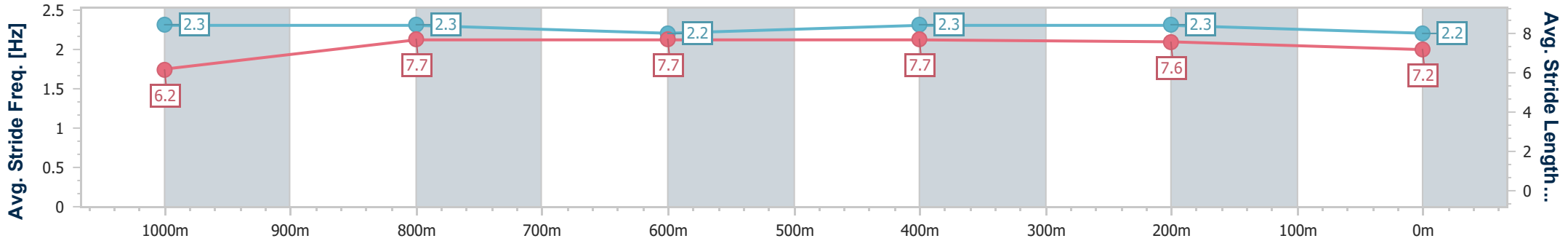
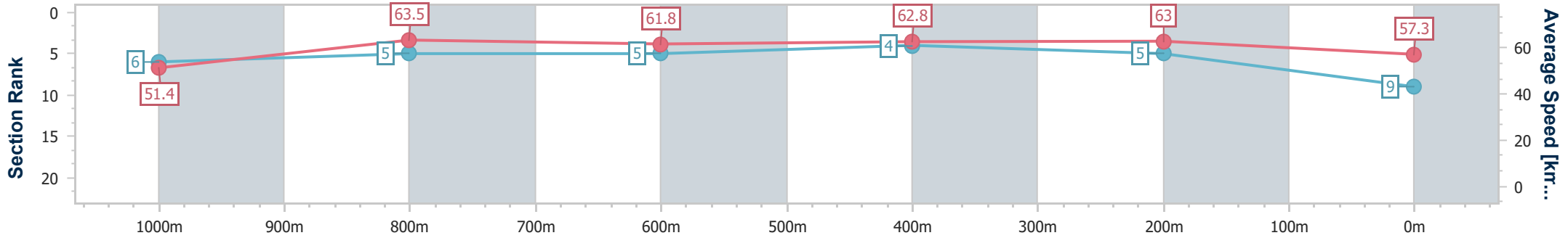
Race 3: Civil Scapes Maiden Handicap - 1200m

05 November 2024 - 14:21



Track Rating: Good 4, Weather: Fine, Rail Position: +6m Entire

Section	Overall	1000m	800m	600m	400m	200m
Section Times	1:12.53 [9] (0:14.02)	0:58.51 [6] (0:11.37)	0:47.14 [5] (0:11.72)	0:35.42 [5] (0:11.39)	0:24.03 [4] (0:11.44)	0:12.59 [5] (0:12.59)
Average Speed [km/h]	51.4	63.5	61.8	62.8	63.0	57.3
Top Speed [km/h]	64.4	64.6	62.5	64.5	64.4	60.6
Avg. Dist. to Rail [m]	4.1	1.8	0.6	0.3	2.3	2.4
Avg. Stride Freq. [Hz]	2.3	2.3	2.2	2.3	2.3	2.2
Avg. Stride Length [m]	6.2	7.7	7.7	7.7	7.6	7.2



- [] Ranking at each section and finish
- .-.- No data available at this section
- NA No data available



Horse/Jockey Name	Spring Daze
Final Rank	10
Fastest Section Time (Section)	0:11.47 (400m)
Top Speed [km/h] (Section)	65.1 (400m)
Race State	Finished



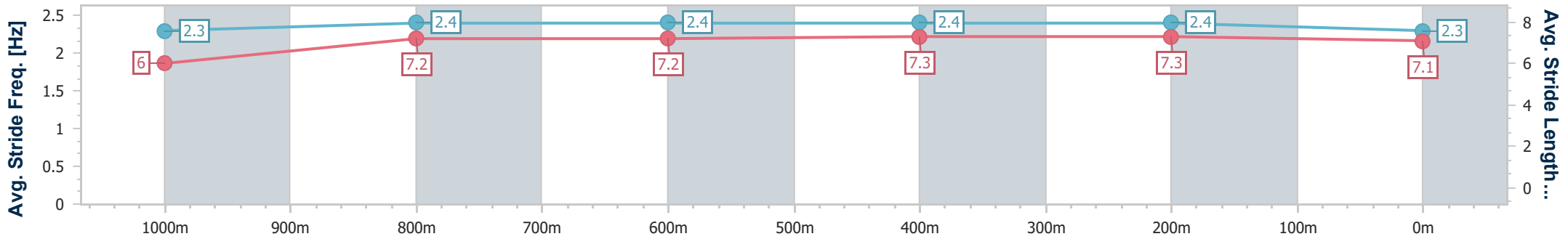
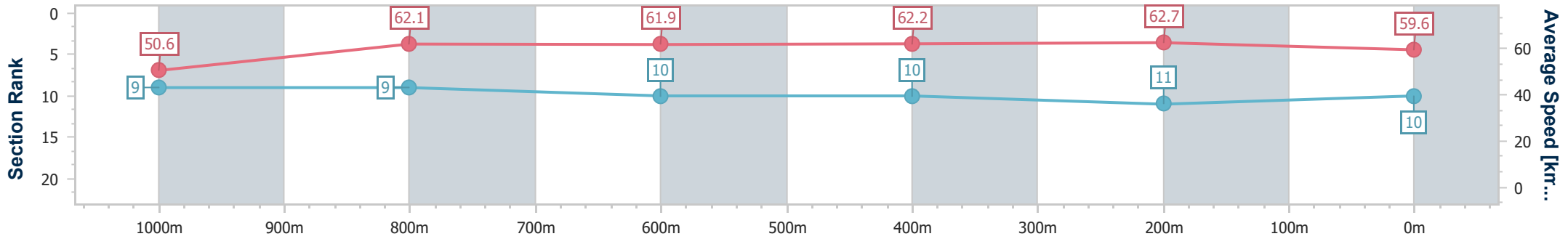
Sunshine Coast QLD Professional
Race 3: Civil Scapes Maiden Handicap - 1200m



05 November 2024 - 14:21

Track Rating: Good 4, Weather: Fine, Rail Position: +6m Entire

Section	Overall	1000m	800m	600m	400m	200m
Section Times	1:12.66 [10] (0:14.25)	0:58.41 [9] (0:11.67)	0:46.74 [9] (0:11.66)	0:35.08 [10] (0:11.51)	0:23.57 [10] (0:11.47)	0:12.10 [11] (0:12.10)
Average Speed [km/h]	50.6	62.1	61.9	62.2	62.7	59.6
Top Speed [km/h]	63.0	63.5	63.6	64.0	65.1	61.6
Avg. Dist. to Rail [m]	5.7	3.2	0.7	0.9	0.5	1.2
Avg. Stride Freq. [Hz]	2.3	2.4	2.4	2.4	2.4	2.3
Avg. Stride Length [m]	6.0	7.2	7.2	7.3	7.3	7.1



- [] Ranking at each section and finish
- .-.- No data available at this section
- NA No data available



Horse/Jockey Name	Deja Zou
Final Rank	11
Fastest Section Time (Section)	0:11.44 (400m)
Top Speed [km/h] (Section)	65.0 (600m)
Race State	Finished



Sunshine Coast QLD Professional

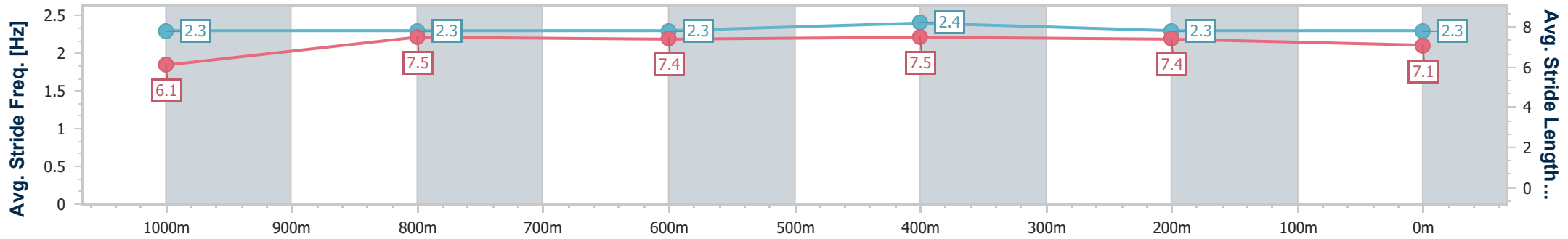
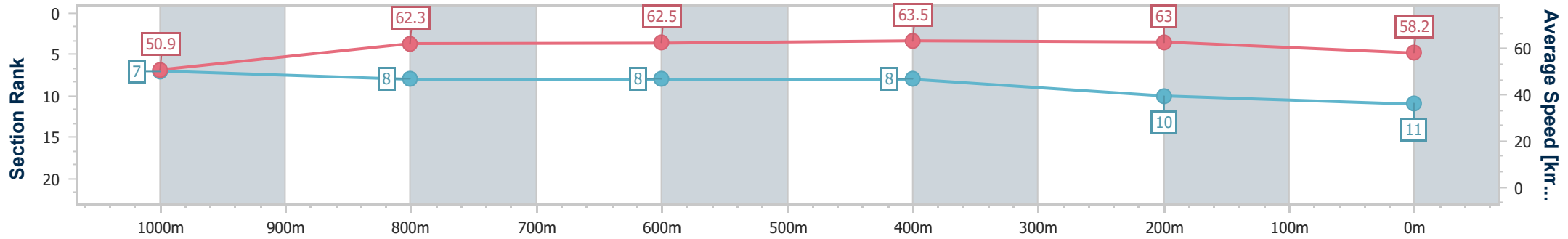
Race 3: Civil Scapes Maiden Handicap - 1200m

05 November 2024 - 14:21



Track Rating: Good 4, Weather: Fine, Rail Position: +6m Entire

Section	Overall	1000m	800m	600m	400m	200m
Section Times	1:12.74 [11] (0:14.19)	0:58.55 [7] (0:11.65)	0:46.90 [8] (0:11.65)	0:35.25 [8] (0:11.45)	0:23.80 [8] (0:11.44)	0:12.36 [10] (0:12.36)
Average Speed [km/h]	50.9	62.3	62.5	63.5	63.0	58.2
Top Speed [km/h]	63.3	63.4	64.0	65.0	64.7	60.5
Avg. Dist. to Rail [m]	8.4	3.3	2.3	1.1	1.9	2.9
Avg. Stride Freq. [Hz]	2.3	2.3	2.3	2.4	2.3	2.3
Avg. Stride Length [m]	6.1	7.5	7.4	7.5	7.4	7.1



- [] Ranking at each section and finish
- .-.- No data available at this section
- NA No data available



Horse/Jockey Name	Fireupzous
Final Rank	12
Fastest Section Time (Section)	0:11.29 (400m)
Top Speed [km/h] (Section)	65.3 (400m)
Race State	Finished



Sunshine Coast QLD Professional

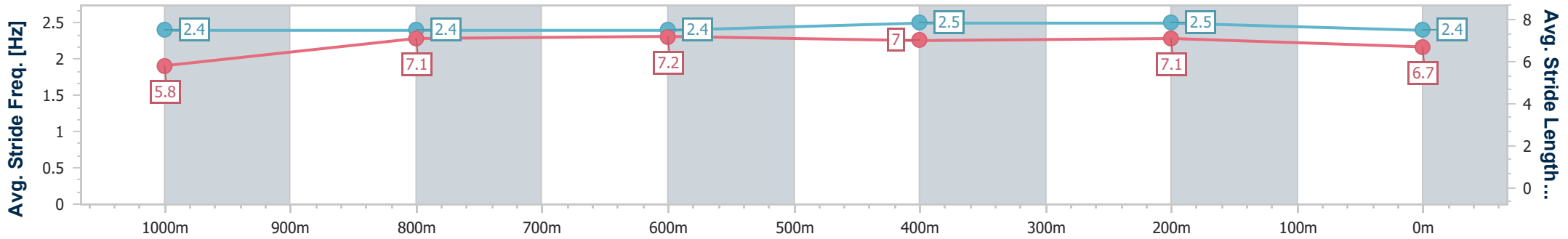
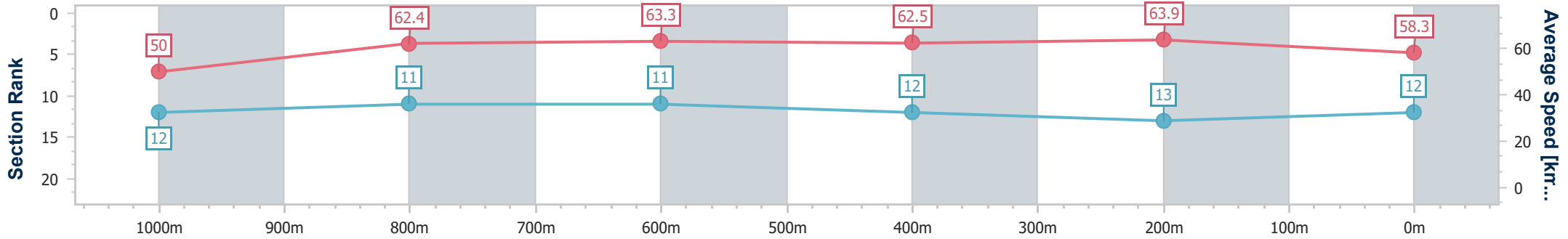
Race 3: Civil Scapes Maiden Handicap - 1200m



05 November 2024 - 14:21

Track Rating: Good 4, Weather: Fine, Rail Position: +6m Entire

Section	Overall	1000m	800m	600m	400m	200m
Section Times	1:12.92 [12] (0:14.43)	0:58.49 [12] (0:11.63)	0:46.86 [11] (0:11.53)	0:35.33 [11] (0:11.74)	0:23.59 [12] (0:11.29)	0:12.30 [13] (0:12.30)
Average Speed [km/h]	50.0	62.4	63.3	62.5	63.9	58.3
Top Speed [km/h]	63.1	63.4	64.1	64.0	65.3	61.9
Avg. Dist. to Rail [m]	3.8	2.6	2.3	3.5	4.6	5.0
Avg. Stride Freq. [Hz]	2.4	2.4	2.4	2.5	2.5	2.4
Avg. Stride Length [m]	5.8	7.1	7.2	7.0	7.1	6.7



- [] Ranking at each section and finish
- .-.- No data available at this section
- NA No data available



Horse/Jockey Name	Pumicestone Road
Final Rank	13
Fastest Section Time (Section)	0:11.34 (400m)
Top Speed [km/h] (Section)	65.2 (400m)
Race State	Finished



Sunshine Coast QLD Professional

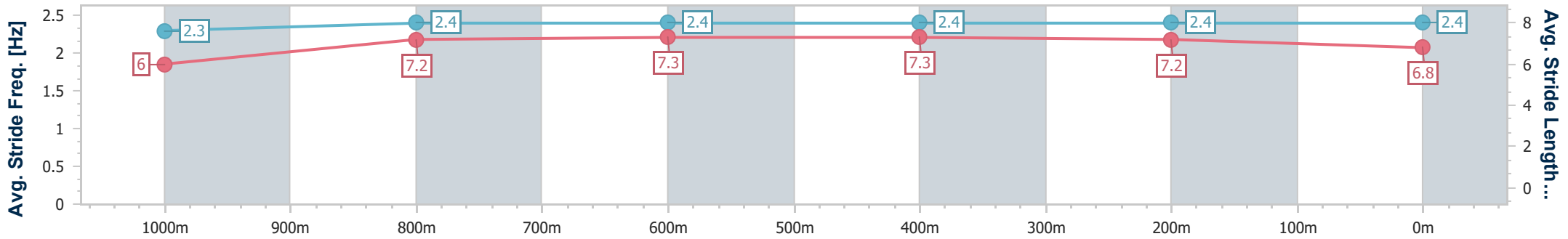
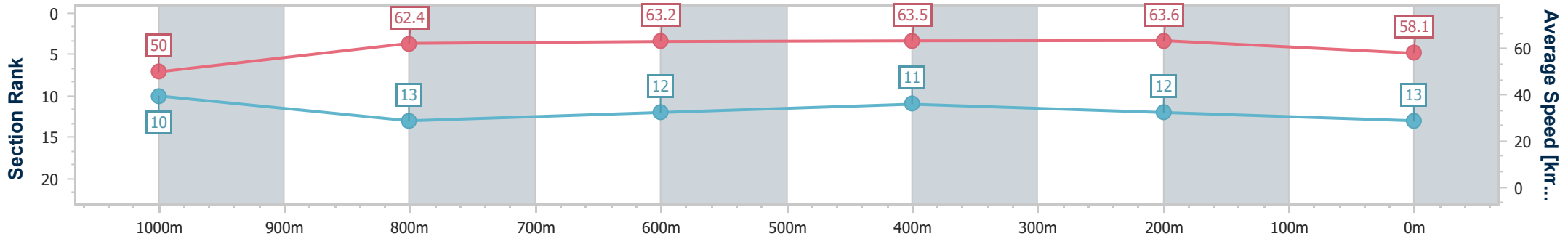
Race 3: Civil Scapes Maiden Handicap - 1200m



05 November 2024 - 14:21

Track Rating: Good 4, Weather: Fine, Rail Position: +6m Entire

Section	Overall	1000m	800m	600m	400m	200m
Section Times	1:12.94 [13] (0:14.41)	0:58.53 [10] (0:11.70)	0:46.83 [13] (0:11.61)	0:35.22 [12] (0:11.51)	0:23.71 [11] (0:11.34)	0:12.37 [12]
Average Speed [km/h]	50.0	62.4	63.2	63.5	63.6	58.1
Top Speed [km/h]	62.2	63.8	64.4	65.0	65.2	61.8
Avg. Dist. to Rail [m]	6.5	3.8	3.4	2.9	5.4	7.3
Avg. Stride Freq. [Hz]	2.3	2.4	2.4	2.4	2.4	2.4
Avg. Stride Length [m]	6.0	7.2	7.3	7.3	7.2	6.8



- [] Ranking at each section and finish
- .-.- No data available at this section
- NA No data available



Horse/Jockey Name	Shamouti
Final Rank	14
Fastest Section Time (Section)	0:11.36 (400m)
Top Speed [km/h] (Section)	65.6 (400m)
Race State	Finished



Sunshine Coast QLD Professional

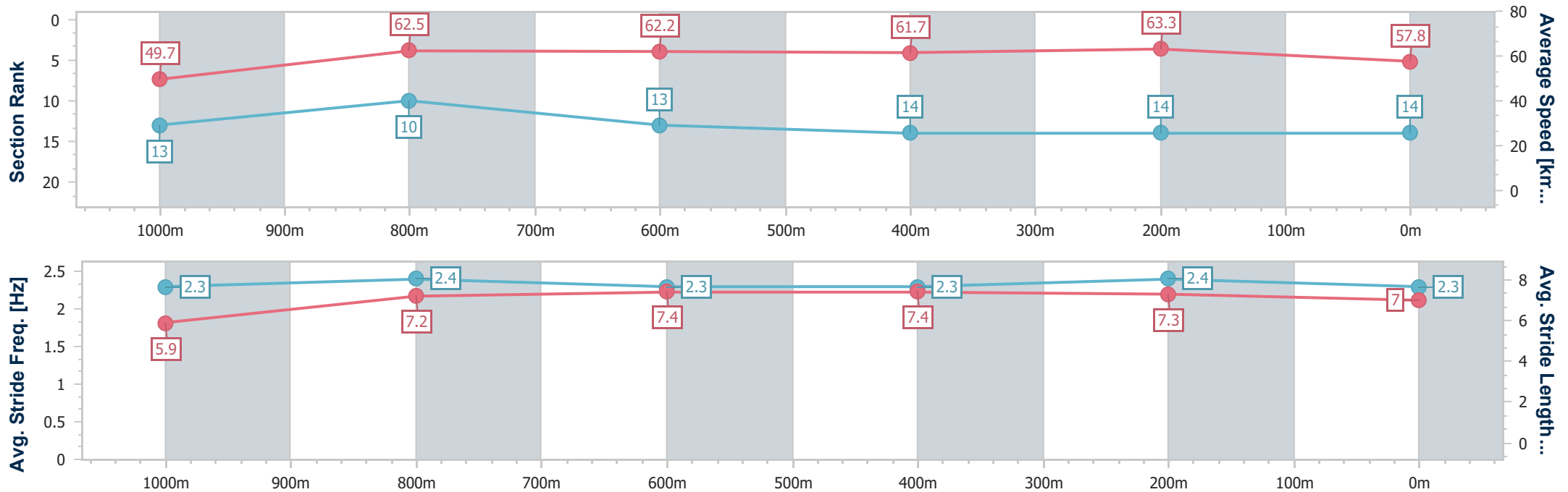
Race 3: Civil Scapes Maiden Handicap - 1200m

05 November 2024 - 14:21

Track Rating: Good 4, Weather: Fine, Rail Position: +6m Entire



Section	Overall	1000m	800m	600m	400m	200m
Section Times	1:13.22 [14] (0:14.52)	0:58.70 [13] (0:11.53)	0:47.17 [10] (0:11.69)	0:35.48 [13] (0:11.69)	0:23.79 [14] (0:11.36)	0:12.43 [14]
Average Speed [km/h]	49.7	62.5	62.2	61.7	63.3	57.8
Top Speed [km/h]	63.6	65.2	62.9	62.9	65.6	63.0
Avg. Dist. to Rail [m]	2.6	1.8	1.1	0.3	1.1	2.3
Avg. Stride Freq. [Hz]	2.3	2.4	2.3	2.3	2.4	2.3
Avg. Stride Length [m]	5.9	7.2	7.4	7.4	7.3	7.0



- [] Ranking at each section and finish
- .-.- No data available at this section
- NA No data available