



ALBION PARK, QLD  
Race 1 - TAB Maiden H - 395M  
06/11/2024 - 14:47:43 PM

RUG	NAME	BOX	TOP SPEED	50M	100M	150M	200M	250M	300M	350M	217M HOME	FINISH TIME
<b>5</b>	<b>Kelmar Indi</b>	5	71.7km/h	<b>3.78* [2]</b> 48.1km/h	<b>6.53* [2]</b> 65.5km/h	<b>9.13* [2]</b> 69.1km/h	<b>11.68* [1]</b> 70.8km/h	<b>14.49* [1]</b> 64.0km/h	<b>17.35* [1]</b> 62.8km/h	<b>20.26* [1]</b> 61.9km/h	12.57* 63.4km/h	<b>23.12 [1]</b>
<b>4</b>	<b>Federal Tommy</b>	4	70.4km/h	<b>3.89 [6]</b> 46.7km/h (1.0M)	<b>6.66 [6]</b> 64.8km/h (1.3M)	<b>9.31 [6]</b> 68.0km/h (2.5M)	<b>11.88 [6]</b> 69.9km/h (1.9M)	<b>14.83 [7]</b> 61.0km/h (3.3M)	<b>17.77 [7]</b> 61.3km/h (2.5M)	<b>20.71 [7]</b> 61.2km/h (1.7M)	12.49 62.1km/h (2.1M)	<b>23.23 [2]</b>
<b>2</b>	<b>Bacalar</b>	2	71.1km/h	<b>3.81* [3]</b> 47.7km/h	<b>6.59* [3]</b> 64.9km/h	<b>9.21* [3]</b> 68.5km/h	<b>11.78* [3]</b> 70.2km/h	<b>14.61* [3]</b> 63.5km/h	<b>17.51* [2]</b> 62.2km/h	<b>20.44* [2]</b> 61.3km/h	12.68* 62.8km/h	<b>23.32 [3]</b>
<b>7</b>	<b>Say When Glen</b>	7	69.8km/h	<b>3.72 [1]</b> 48.9km/h (1.8M)	<b>6.47 [1]</b> 65.4km/h (1.1M)	<b>9.13 [1]</b> 67.7km/h (1.3M)	<b>11.73 [2]</b> 69.2km/h (1.4M)	<b>14.58 [2]</b> 63.2km/h (1.7M)	<b>17.51 [3]</b> 61.6km/h (1.3M)	<b>20.47 [3]</b> 60.8km/h (0.7M)	12.74 62.3km/h (1.1M)	<b>23.32 [4]</b>
<b>9</b>	<b>Dottie Ricochet</b>	1	70.8km/h	<b>3.82* [4]</b> 47.5km/h	<b>6.61* [4]</b> 64.7km/h	<b>9.25* [4]</b> 68.3km/h	<b>11.82* [4]</b> 70.0km/h	<b>14.66* [4]</b> 63.3km/h	<b>17.57* [4]</b> 62.0km/h	<b>20.51* [4]</b> 61.1km/h	12.72* 62.6km/h	<b>23.40 [5]</b>
<b>10</b>	<b>Fly Direct</b>	8	70.5km/h	<b>3.84* [5]</b> 47.3km/h	<b>6.64* [5]</b> 64.3km/h	<b>9.29* [5]</b> 67.9km/h	<b>11.88* [5]</b> 69.6km/h	<b>14.74* [6]</b> 62.9km/h	<b>17.66* [6]</b> 61.7km/h	<b>20.62* [6]</b> 60.8km/h	12.79* 62.3km/h	<b>23.52 [6]</b>
<b>6</b>	<b>Good Chardonnay</b>	6	70.7km/h	<b>3.91 [7]</b> 46.5km/h (1.5M)	<b>6.76 [7]</b> 63.1km/h (1.5M)	<b>9.39 [7]</b> 68.4km/h (1.2M)	<b>11.96 [7]</b> 70.1km/h (1.4M)	<b>14.73 [5]</b> 65.1km/h (1.6M)	<b>17.60 [5]</b> 62.6km/h (1.3M)	<b>20.56 [5]</b> 60.8km/h (0.4M)	13.07 62.9km/h (0.9M)	<b>23.89 [7]</b>

Data based on IsoLynx Localised Positioning System.

Legend:

[ ] - Rank at each section

( ) - Avg. meters to rail for section

\* - Estimated values





ALBION PARK, QLD  
 Race 2 - GARRARD'S HORSE AND HOUND Maiden H - 395M  
 06/11/2024 - 15:07:51 PM

RUG	NAME	BOX	TOP SPEED	50M	100M	150M	200M	250M	300M	350M	217M HOME	FINISH TIME
<b>1</b>	<b>Speedy Ben</b>	1	70.4km/h	<b>3.78 [1]</b> 48.1km/h (0.7M)	<b>6.56 [1]</b> 64.8km/h (1.4M)	<b>9.20 [1]</b> 68.2km/h (1.8M)	<b>11.78 [1]</b> 69.8km/h (2.1M)	<b>14.56 [1]</b> 64.7km/h (2.0M)	<b>17.42 [1]</b> 62.9km/h (1.6M)	<b>20.34 [1]</b> 61.8km/h (1.0M)	12.30	<b>22.94 [1]</b> 63.4km/h (1.5M)
<b>3</b>	<b>Blue Ridge</b>	3	70.4km/h	<b>3.83 [2]</b> 47.5km/h (1.3M)	<b>6.66 [2]</b> 63.6km/h (1.9M)	<b>9.31 [2]</b> 67.9km/h (2.3M)	<b>11.89 [2]</b> 69.8km/h (2.2M)	<b>14.72 [2]</b> 63.6km/h (2.2M)	<b>17.64 [2]</b> 61.8km/h (1.6M)	<b>20.58 [2]</b> 61.2km/h (1.2M)	12.42	<b>23.17 [2]</b> 62.9km/h (1.6M)
<b>4</b>	<b>Texas Diva</b>	4	69.9km/h	<b>3.99 [6]</b> 45.6km/h (1.6M)	<b>6.77 [4]</b> 64.6km/h (1.0M)	<b>9.45 [4]</b> 67.3km/h (1.4M)	<b>12.04 [3]</b> 69.5km/h (1.3M)	<b>14.84 [3]</b> 64.2km/h (1.5M)	<b>17.74 [3]</b> 62.2km/h (1.1M)	<b>20.70 [3]</b> 60.8km/h (0.5M)	12.49	<b>23.38 [3]</b> 62.5km/h (1.0M)
<b>7</b>	<b>Panama Pursuit</b>	7	70.0km/h	<b>3.89 [4]</b> 46.7km/h (2.4M)	<b>6.79 [5]</b> 62.2km/h (2.3M)	<b>9.46 [5]</b> 67.3km/h (2.7M)	<b>12.07 [5]</b> 69.0km/h (2.9M)	<b>14.97 [4]</b> 62.0km/h (2.4M)	<b>17.89 [4]</b> 61.6km/h (1.6M)	<b>20.86 [4]</b> 60.7km/h (1.1M)	12.62	<b>23.52 [4]</b> 61.9km/h (1.7M)
<b>6</b>	<b>Rana's Joy</b>	6	70.1km/h	<b>3.86 [3]</b> 47.1km/h (2.1M)	<b>6.75 [3]</b> 62.2km/h (1.9M)	<b>9.43 [3]</b> 67.2km/h (2.3M)	<b>12.04 [4]</b> 68.9km/h (2.5M)	<b>14.98 [5]</b> 61.3km/h (2.1M)	<b>17.97 [5]</b> 60.3km/h (1.2M)	<b>21.00 [5]</b> 59.3km/h (1.5M)	12.81	<b>23.69 [5]</b> 61.0km/h (1.7M)
<b>5</b>	<b>Federal Tonka</b>	5	69.3km/h	<b>3.96 [5]</b> 45.9km/h (1.8M)	<b>6.82 [6]</b> 62.8km/h (1.5M)	<b>9.53 [6]</b> 66.4km/h (1.7M)	<b>12.15 [6]</b> 68.8km/h (1.8M)	<b>15.07 [6]</b> 61.6km/h (2.5M)	<b>18.05 [6]</b> 60.5km/h (1.8M)	<b>21.06 [6]</b> 59.8km/h (1.8M)	12.75	<b>23.74 [6]</b> 61.2km/h (2.1M)
<b>8</b>	<b>Just Direct</b>	8	70.2km/h	<b>4.03 [8]</b> 45.1km/h (3.0M)	<b>6.88 [7]</b> 63.1km/h (2.6M)	<b>9.57 [7]</b> 67.1km/h (3.0M)	<b>12.18 [7]</b> 68.8km/h (2.2M)	<b>15.14 [7]</b> 60.9km/h (3.0M)	<b>18.15 [7]</b> 59.8km/h (2.2M)	<b>21.12 [7]</b> 60.4km/h (1.1M)	12.78	<b>23.79 [7]</b> 61.1km/h (1.7M)
<b>2</b>	<b>Fireball Lucy</b>	2	67.9km/h	<b>4.02 [7]</b> 45.1km/h (1.1M)	<b>7.02 [8]</b> 60.1km/h (1.1M)	<b>9.79 [8]</b> 65.1km/h (1.5M)	<b>12.47 [8]</b> 67.1km/h (2.0M)	<b>15.77 [8]</b> 54.6km/h (3.7M)	<b>19.20 [8]</b> 52.5km/h (1.8M)	<b>22.37 [8]</b> 56.7km/h (1.5M)	13.81	<b>25.08 [8]</b> 56.6km/h (2.3M)

Data based on IsoLynx Localised Positioning System.

Legend:

[ ] - Rank at each section

( ) - Avg. meters to rail for section

\* - Estimated values





ALBION PARK, QLD  
 Race 3 - ROSEWOOD VETERINARY SERVICE - 395M  
 06/11/2024 - 15:23:00 PM

RUG	NAME	BOX	TOP SPEED	50M	100M	150M	200M	250M	300M	350M	217M HOME	FINISH TIME
<b>1</b>	Brother Jimmy	1	70.6km/h	3.76 [1] 48.4km/h (0.8M)	6.48 [1] 66.0km/h (1.1M)	9.10 [1] 68.7km/h (1.6M)	11.67 [1] 70.2km/h (1.4M)	14.43 [1] 65.3km/h (1.6M)	17.28 [1] 63.0km/h (1.1M)	20.18 [1] 62.2km/h (0.5M)	12.23 63.9km/h (1.1M)	22.76 [1]
<b>4</b>	Jimmy's Girl	4	69.2km/h	3.76 [2] 48.4km/h (1.3M)	6.58 [2] 63.7km/h (1.5M)	9.26 [2] 67.1km/h (1.8M)	11.88 [2] 68.8km/h (1.7M)	14.67 [2] 64.4km/h (1.6M)	17.53 [2] 63.1km/h (1.1M)	20.40 [2] 62.6km/h (0.6M)	12.24 63.8km/h (1.0M)	22.96 [2]
<b>6</b>	Mcgregor Hayze	6	70.7km/h	3.92 [5] 46.4km/h (1.8M)	6.72 [4] 64.3km/h (1.9M)	9.36 [5] 68.1km/h (2.5M)	11.92 [3] 70.2km/h (2.2M)	14.70 [3] 64.9km/h (2.2M)	17.58 [4] 62.4km/h (1.7M)	20.49 [3] 61.9km/h (1.0M)	12.29 63.6km/h (1.6M)	23.07 [3]
<b>7</b>	Scud	7	70.8km/h	3.94 [6] 46.1km/h (2.3M)	6.72 [5] 64.8km/h (2.6M)	9.35 [4] 68.3km/h (3.7M)	11.93 [4] 69.9km/h (2.8M)	14.71 [4] 64.8km/h (2.6M)	17.57 [3] 62.8km/h (2.1M)	20.49 [4] 61.8km/h (1.5M)	12.30 63.4km/h (2.0M)	23.08 [4]
<b>3</b>	Master Jilliby	3	68.4km/h	3.90 [4] 46.5km/h (1.2M)	6.73 [6] 63.8km/h (1.1M)	9.41 [6] 67.0km/h (1.7M)	12.07 [6] 67.7km/h (1.9M)	14.94 [5] 62.8km/h (1.6M)	17.85 [5] 61.8km/h (1.2M)	20.82 [5] 60.7km/h (1.3M)	12.56 62.2km/h (1.6M)	23.45 [5]
<b>2</b>	Flaming Comet	2	69.7km/h	4.02 [8] 45.1km/h (0.7M)	6.96 [8] 61.3km/h (0.9M)	9.63 [7] 67.4km/h (1.3M)	12.25 [7] 68.9km/h (1.4M)	15.11 [7] 62.8km/h (1.4M)	18.03 [7] 61.8km/h (1.2M)	20.93 [6] 62.1km/h (0.5M)	12.44 62.8km/h (1.0M)	23.52 [6]
<b>5</b>	Aqua Man	5	68.7km/h	3.98 [7] 45.7km/h (1.2M)	6.95 [7] 60.5km/h (2.1M)	9.68 [8] 65.8km/h (3.9M)	12.33 [8] 68.1km/h (3.0M)	15.17 [8] 63.3km/h (2.6M)	18.09 [8] 61.7km/h (2.2M)	21.03 [8] 61.1km/h (2.9M)	12.43 62.8km/h (2.7M)	23.58 [7]
<b>8</b>	Mystical Girl	8	68.6km/h	3.81 [3] 47.7km/h (2.2M)	6.63 [3] 63.8km/h (2.2M)	9.33 [3] 66.7km/h (3.1M)	12.02 [5] 66.9km/h (2.6M)	14.98 [6] 60.7km/h (2.6M)	17.97 [6] 60.2km/h (2.0M)	21.03 [7] 58.9km/h (1.8M)	12.93 60.4km/h (2.3M)	23.73 [8]

Data based on IsoLynx Localised Positioning System.

Legend:

[ ] - Rank at each section

( ) - Avg. meters to rail for section

\* - Estimated values





ALBION PARK, QLD  
 Race 4 - BOX 1 PHOTOGRAPHY - 395M  
 06/11/2024 - 15:42:37 PM

RUG	NAME	BOX	TOP SPEED	50M	100M	150M	200M	250M	300M	350M	217M HOME	FINISH TIME
<b>2</b>	Stilton Ava	2	70.7km/h	3.80 [1] 47.8km/h (0.7M)	6.62 [2] 63.8km/h (1.7M)	9.27 [2] 68.0km/h (2.3M)	11.84 [2] 70.1km/h (2.1M)	14.60 [2] 65.2km/h (2.4M)	17.48 [2] 62.4km/h (2.1M)	20.42 [1] 61.4km/h (1.5M)	12.33 63.4km/h (1.8M)	23.03 [1]
<b>1</b>	Okinawa	1	70.3km/h	3.81 [2] 47.7km/h (0.3M)	6.57 [1] 65.3km/h (1.0M)	9.21 [1] 68.1km/h (1.9M)	11.79 [1] 69.8km/h (1.7M)	14.58 [1] 64.6km/h (1.5M)	17.48 [1] 62.1km/h (1.1M)	20.44 [2] 60.7km/h (0.5M)	12.49 62.6km/h (0.9M)	23.14 [2]
<b>6</b>	Grevillea	6	71.2km/h	3.90 [5] 46.6km/h (1.7M)	7.01 [6] 58.0km/h (2.6M)	9.68 [4] 67.3km/h (3.0M)	12.22 [4] 70.8km/h (2.6M)	14.95 [4] 66.1km/h (1.9M)	17.82 [4] 62.5km/h (1.9M)	20.72 [4] 62.1km/h (1.5M)	12.17 64.1km/h (1.8M)	23.27 [3]
<b>3</b>	Odds Are Good	3	71.6km/h	3.91 [6] 46.4km/h (1.0M)	6.78 [3] 62.8km/h (1.8M)	9.39 [3] 68.8km/h (2.1M)	11.95 [3] 70.5km/h (1.6M)	14.82 [3] 62.7km/h (2.2M)	17.75 [3] 61.5km/h (1.5M)	20.69 [3] 61.1km/h (1.0M)	12.53 62.3km/h (1.5M)	23.34 [4]
<b>5</b>	Kamilaroi Girl	5	69.0km/h	3.88 [4] 46.8km/h (1.5M)	6.97 [4] 58.3km/h (2.1M)	9.70 [5] 66.0km/h (1.5M)	12.32 [5] 68.6km/h (1.4M)	15.11 [5] 64.4km/h (2.0M)	18.03 [5] 61.8km/h (1.6M)	20.98 [5] 60.8km/h (0.9M)	12.47 62.7km/h (1.5M)	23.63 [5]
<b>8</b>	Golden Bell	8	68.8km/h	3.97 [8] 45.8km/h (3.3M)	7.06 [7] 58.3km/h (2.9M)	9.76 [6] 66.6km/h (1.7M)	12.39 [6] 68.3km/h (2.1M)	15.22 [6] 63.7km/h (1.8M)	18.12 [6] 62.1km/h (1.5M)	21.08 [7] 60.9km/h (1.6M)	12.44 62.8km/h (1.8M)	23.67 [6]
<b>7</b>	Hara's Poh	7	69.4km/h	3.87 [3] 47.0km/h (2.3M)	6.99 [5] 57.5km/h (3.3M)	9.83 [7] 63.6km/h (4.0M)	12.44 [7] 68.8km/h (2.5M)	15.28 [7] 63.5km/h (2.6M)	18.16 [7] 62.5km/h (1.5M)	21.07 [6] 61.9km/h (0.4M)	12.41 62.9km/h (1.3M)	23.69 [7]
<b>4</b>	Inky Ricochet	4	69.2km/h	3.95 [7] 45.9km/h (1.6M)	7.10 [8] 57.3km/h (3.3M)	9.99 [8] 62.3km/h (4.8M)	12.60 [8] 68.9km/h (3.1M)	15.46 [8] 63.0km/h (2.9M)	18.41 [8] 60.8km/h (1.8M)	21.37 [8] 60.9km/h (1.6M)	12.54 62.3km/h (2.2M)	23.98 [8]

Data based on IsoLynx Localised Positioning System.  
 Legend:  
 [ ] - Rank at each section





ALBION PARK, QLD  
Race 5 - SKY RACING 5th Grade H - 395M  
06/11/2024 - 15:57:45 PM

RUG	NAME	BOX	TOP SPEED	50M	100M	150M	200M	250M	300M	350M	217M HOME	FINISH TIME
<b>3</b>	Let Jill Rip	3	71.5km/h	3.65 [1] 49.7km/h (0.9M)	6.38 [1] 65.9km/h (1.1M)	8.97 [1] 69.5km/h (1.4M)	11.52 [1] 70.7km/h (1.3M)	14.29 [1] 65.0km/h (1.5M)	17.13 [1] 63.3km/h (1.2M)	20.04 [1] 61.8km/h (0.6M)	12.30 63.5km/h (1.0M)	22.69 [1]
<b>1</b>	Eagle Three	1	71.1km/h	3.83 [6] 47.4km/h (0.6M)	6.63 [6] 64.3km/h (0.9M)	9.26 [5] 68.6km/h (1.6M)	11.83 [4] 70.2km/h (1.8M)	14.58 [4] 65.3km/h (1.9M)	17.46 [4] 62.6km/h (1.9M)	20.33 [3] 62.6km/h (1.6M)	12.17 64.2km/h (1.8M)	22.85 [2]
<b>6</b>	Regal Scotch	6	71.2km/h	3.80* [3] 47.9km/h	6.58* [3] 64.7km/h	9.21* [3] 68.5km/h	11.79* [3] 69.8km/h	14.58* [3] 64.5km/h	17.45* [3] 62.7km/h	20.36* [4] 61.8km/h	12.35* 63.4km/h	22.98 [3]
<b>8</b>	On Appeal	8	71.1km/h	3.74 [2] 48.6km/h (2.2M)	6.53 [2] 64.5km/h (1.3M)	9.16 [2] 68.3km/h (2.2M)	11.71 [2] 70.6km/h (2.0M)	14.49 [2] 64.9km/h (1.8M)	17.39 [2] 62.1km/h (1.4M)	20.33 [2] 61.1km/h (0.5M)	12.49 63.0km/h (1.1M)	23.07 [4]
<b>9</b>	Hara's Bruno	5	70.9km/h	3.81* [4] 47.7km/h	6.61* [4] 64.4km/h	9.25* [4] 68.2km/h	11.84* [5] 69.5km/h	14.64* [5] 64.2km/h	17.53* [5] 62.4km/h	20.45* [5] 61.5km/h	12.40* 63.1km/h	23.08 [5]
<b>7</b>	Paris Will Wait	7	70.7km/h	3.82* [5] 47.5km/h	6.63* [5] 64.2km/h	9.28* [6] 68.0km/h	11.88* [6] 69.2km/h	14.69* [6] 63.9km/h	17.59* [6] 62.2km/h	20.52* [6] 61.3km/h	12.44* 62.9km/h	23.16 [6]
<b>2</b>	Galaxies	2	70.0km/h	3.95 [7] 46.0km/h (0.8M)	6.75 [7] 64.3km/h (0.9M)	9.40 [7] 67.9km/h (1.5M)	12.05 [7] 67.9km/h (1.4M)	14.92 [7] 62.8km/h (1.4M)	17.78 [7] 62.9km/h (0.9M)	20.69 [7] 61.7km/h (0.3M)	12.40 63.0km/h (0.8M)	23.25 [7]
<b>10</b>	Some Diva	4	68.3km/h	3.96* [8] 45.9km/h	6.86* [8] 62.1km/h	9.60* [8] 65.7km/h	12.29* [8] 66.9km/h	15.20* [8] 61.8km/h	18.19* [8] 60.1km/h	21.23* [8] 59.2km/h	12.87* 60.8km/h	23.96 [8]

Data based on IsoLynx Localised Positioning System.

Legend:

[ ] - Rank at each section

( ) - Avg. meters to rail for section

\* - Estimated values





ALBION PARK, QLD  
 Race 6 - BRISGREYS.COM 5th Grade H - 395M  
 06/11/2024 - 16:18:32 PM

RUG	NAME	BOX	TOP SPEED	50M	100M	150M	200M	250M	300M	350M	217M HOME	FINISH TIME
<b>4</b>	<b>Whispering Mist</b>	4	70.7km/h	3.75 [1] 48.4km/h (1.7M)	6.50 [1] 65.4km/h (1.4M)	9.13 [1] 68.7km/h (1.5M)	11.69 [1] 70.3km/h (1.6M)	14.43 [1] 65.7km/h (1.6M)	17.27 [1] 63.3km/h (1.3M)	20.18 [1] 62.0km/h (0.7M)	12.22 63.9km/h (1.1M)	<b>22.77 [1]</b>
<b>8</b>	<b>Destini Krystal</b>	8	70.2km/h	3.86 [5] 47.0km/h (3.1M)	6.67 [3] 64.1km/h (2.5M)	9.39 [2] 66.2km/h (3.9M)	11.96 [2] 70.1km/h (2.3M)	14.66 [2] 66.5km/h (1.6M)	17.45 [2] 64.6km/h (1.2M)	20.33 [2] 62.6km/h (0.6M)	12.09 64.6km/h (1.1M)	<b>22.92 [2]</b>
<b>7</b>	<b>Flaming Curacao</b>	7	69.9km/h	3.85 [4] 47.2km/h (2.6M)	6.73 [5] 62.4km/h (2.3M)	9.44 [4] 66.3km/h (4.6M)	12.04 [3] 69.4km/h (3.1M)	14.83 [3] 64.6km/h (1.8M)	17.70 [3] 62.6km/h (1.4M)	20.61 [3] 61.8km/h (1.2M)	12.28 63.6km/h (1.6M)	<b>23.17 [3]</b>
<b>3</b>	<b>Weblec Spark</b>	3	68.7km/h	3.91 [6] 46.4km/h (1.6M)	6.77 [6] 63.1km/h (1.1M)	9.45 [5] 67.2km/h (1.7M)	12.10 [4] 67.9km/h (1.7M)	14.91 [4] 64.1km/h (1.5M)	17.74 [4] 63.5km/h (1.1M)	20.63 [4] 62.3km/h (0.5M)	12.32 63.4km/h (1.0M)	<b>23.24 [4]</b>
<b>6</b>	<b>Penny's Prince</b>	6	70.3km/h	3.95 [7] 46.0km/h (2.4M)	7.09 [7] 57.3km/h (2.0M)	9.80 [7] 66.5km/h (1.7M)	12.37 [7] 70.0km/h (1.6M)	15.14 [7] 64.9km/h (1.4M)	18.04 [6] 62.1km/h (1.1M)	20.96 [6] 61.5km/h (0.8M)	12.30 63.5km/h (1.2M)	<b>23.53 [5]</b>
<b>1</b>	<b>Geneva Bale</b>	1	68.3km/h	3.78 [2] 48.1km/h (0.8M)	6.65 [2] 62.7km/h (1.5M)	9.43 [3] 64.8km/h (3.0M)	12.12 [5] 66.7km/h (1.9M)	14.99 [5] 62.8km/h (2.2M)	17.91 [5] 61.7km/h (2.3M)	20.89 [5] 60.4km/h (2.8M)	12.61 61.8km/h (2.7M)	<b>23.53 [6]</b>
<b>2</b>	<b>Federal Fernando</b>	2	68.4km/h	3.82 [3] 47.5km/h (1.3M)	6.71 [4] 62.3km/h (1.7M)	9.58 [6] 62.7km/h (2.4M)	12.22 [6] 68.2km/h (1.9M)	15.08 [6] 63.0km/h (2.4M)	18.05 [7] 60.7km/h (2.0M)	21.05 [7] 60.0km/h (1.4M)	12.59 62.0km/h (1.9M)	<b>23.65 [7]</b>

Data based on IsoLynx Localised Positioning System.

Legend:

[ ] - Rank at each section

( ) - Avg. meters to rail for section

\* - Estimated values





ALBION PARK, QLD  
Race 7 - RHINO FINANCE - 520M  
06/11/2024 - 16:32:41 PM

RUG	NAME	BOX	TOP SPEED	50M	100M	150M	200M	250M	300M	350M	400M	450M	500M	217M HOME	FINISH TIME
	Daysea's Kurt	2	70.3km/h	3.74 [1] 48.6km/h (0.6M)	6.37 [1] 68.6km/h (0.3M)	8.98 [1] 68.9km/h (0.6M)	11.72 [1] 65.8km/h (1.0M)	14.51 [1] 64.5km/h (1.4M)	17.21 [1] 66.6km/h (2.2M)	19.99 [1] 64.7km/h (1.6M)	22.93 [1] 61.2km/h (1.5M)	25.98 [1] 59.2km/h (0.8M)	29.07 [1] 58.2km/h (0.9M)	12.92 60.4km/h (1.1M)	30.29 [1]
	Pale Rider	8	69.5km/h	3.79 [4] 48.0km/h (3.1M)	6.44 [3] 67.9km/h (1.7M)	9.10 [2] 67.4km/h (1.2M)	11.89 [2] 64.6km/h (1.0M)	14.69 [2] 64.2km/h (1.4M)	17.40 [2] 66.4km/h (3.0M)	20.23 [2] 63.7km/h (2.0M)	23.17 [2] 61.3km/h (1.5M)	26.19 [2] 59.6km/h (0.8M)	29.25 [2] 58.7km/h (1.6M)	12.90 60.5km/h (1.4M)	30.47 [2]
	Out To Sea	4	67.9km/h	3.92 [8] 46.3km/h (1.3M)	6.63 [8] 66.6km/h (0.3M)	9.36 [5] 65.9km/h (0.4M)	12.10 [5] 65.5km/h (0.6M)	14.87 [4] 65.0km/h (1.3M)	17.55 [4] 67.3km/h (1.4M)	20.39 [3] 63.3km/h (1.3M)	23.37 [3] 60.3km/h (1.3M)	26.43 [3] 58.8km/h (0.6M)	29.53 [3] 58.1km/h (0.5M)	13.04 59.9km/h (0.9M)	30.75 [3]
	Obliging Bill	6	67.6km/h	3.77 [3] 48.1km/h (1.8M)	6.50 [4] 66.1km/h (0.7M)	9.22 [4] 66.3km/h (0.6M)	11.98 [4] 65.2km/h (0.5M)	14.81 [3] 63.6km/h (1.2M)	17.52 [3] 66.3km/h (1.7M)	20.41 [4] 62.3km/h (1.7M)	23.40 [4] 60.2km/h (1.6M)	26.46 [4] 58.9km/h (0.9M)	29.54 [4] 58.4km/h (0.9M)	13.07 59.7km/h (1.2M)	30.76 [4]
	Spiderbait	1	67.2km/h	3.83 [6] 47.4km/h (0.5M)	6.58 [6] 65.6km/h (0.3M)	9.66 [7] 58.4km/h (1.5M)	12.51 [7] 63.2km/h (1.2M)	15.34 [7] 63.5km/h (2.1M)	18.05 [7] 66.5km/h (2.7M)	20.85 [7] 64.2km/h (1.9M)	23.77 [6] 61.7km/h (2.1M)	26.73 [6] 60.7km/h (1.7M)	29.67 [5] 61.3km/h (1.7M)	12.63 61.8km/h (1.8M)	30.84 [5]
	Indy Cha Cha	5	68.8km/h	3.89 [7] 46.7km/h (2.0M)	6.58 [7] 66.9km/h (0.9M)	9.38 [6] 64.3km/h (1.6M)	12.16 [6] 64.7km/h (1.2M)	14.99 [6] 63.5km/h (2.3M)	17.79 [6] 64.3km/h (3.3M)	20.67 [5] 62.4km/h (2.4M)	23.66 [5] 60.3km/h (1.5M)	26.69 [5] 59.4km/h (0.7M)	29.78 [6] 58.3km/h (0.5M)	13.04 59.9km/h (1.2M)	31.00 [6]
	Get Maggie	7	69.2km/h	3.77 [2] 48.2km/h (2.4M)	6.43 [2] 67.6km/h (0.9M)	9.13 [3] 66.7km/h (0.9M)	11.94 [3] 63.9km/h (0.9M)	14.94 [5] 60.1km/h (2.6M)	17.77 [5] 63.5km/h (2.7M)	20.70 [6] 61.5km/h (1.9M)	23.82 [7] 57.6km/h (1.4M)	26.94 [7] 57.8km/h (1.2M)	30.04 [7] 58.1km/h (1.0M)	13.32 58.6km/h (1.3M)	31.27 [7]
	Daysea's Court	3	67.7km/h	3.80 [5] 47.8km/h (1.4M)	6.55 [5] 65.6km/h (0.4M)	9.70 [8] 57.1km/h (1.1M)	12.55 [8] 63.2km/h (0.9M)	15.39 [8] 63.2km/h (1.8M)	18.16 [8] 65.0km/h (2.6M)	21.03 [8] 62.9km/h (2.2M)	24.03 [8] 60.0km/h (1.8M)	27.11 [8] 58.4km/h (1.0M)	30.23 [8] 57.8km/h (1.9M)	13.14 59.5km/h (1.7M)	31.47 [8]

Data based on IsoLynx Localised Positioning System.

Legend:

[ ] - Rank at each section

( ) - Avg. meters to rail for section

\* - Estimated values





ALBION PARK, QLD  
Race 8 - SEN TRACK - 395M  
06/11/2024 - 16:57:44 PM

RUG	NAME	BOX	TOP SPEED	50M	100M	150M	200M	250M	300M	350M	217M HOME	FINISH TIME
<b>7</b>	Comical Bill	7	71.7km/h	3.83 [3] 47.5km/h (2.6M)	6.63 [5] 64.1km/h (2.1M)	9.24 [1] 68.9km/h (3.4M)	11.77 [1] 71.3km/h (2.5M)	14.46 [1] 67.0km/h (1.9M)	17.26 [1] 64.2km/h (1.4M)	20.15 [1] 62.3km/h (1.1M)	12.09 64.6km/h (1.5M)	22.74 [1]
<b>6</b>	Comical Warren	6	69.5km/h	3.91 [6] 46.4km/h (2.2M)	6.74 [7] 63.6km/h (1.7M)	9.45 [6] 66.4km/h (1.8M)	12.05 [5] 69.3km/h (1.4M)	14.84 [5] 64.6km/h (1.8M)	17.67 [5] 63.5km/h (1.3M)	20.56 [4] 62.4km/h (1.7M)	12.18 64.1km/h (1.7M)	23.09 [2]
<b>2</b>	Quicker Sophie	2	70.1km/h	3.76 [2] 48.3km/h (1.3M)	6.59 [2] 63.6km/h (1.8M)	9.27 [3] 67.2km/h (2.9M)	11.87 [3] 69.3km/h (2.3M)	14.68 [3] 64.1km/h (2.1M)	17.59 [3] 61.9km/h (1.7M)	20.52 [2] 61.3km/h (1.2M)	12.41 63.0km/h (1.6M)	23.12 [3]
<b>5</b>	Awesome Hope	5	69.7km/h	3.92 [7] 46.3km/h (1.8M)	6.65 [6] 66.1km/h (0.9M)	9.35 [4] 66.5km/h (1.3M)	11.94 [4] 69.6km/h (1.4M)	14.73 [4] 64.6km/h (1.4M)	17.60 [4] 62.6km/h (1.0M)	20.54 [3] 61.3km/h (0.3M)	12.37 63.2km/h (0.8M)	23.17 [4]
<b>8</b>	Swift Rascal	8	69.9km/h	4.03 [8] 45.0km/h (2.3M)	6.79 [8] 65.4km/h (1.2M)	9.51 [8] 66.2km/h (3.4M)	12.12 [6] 68.9km/h (2.8M)	14.91 [6] 64.5km/h (2.4M)	17.75 [6] 63.5km/h (2.0M)	20.65 [6] 62.1km/h (1.2M)	12.27 63.6km/h (1.9M)	23.22 [5]
<b>4</b>	Cody's Stud	4	70.5km/h	3.84 [5] 47.3km/h (1.8M)	6.62 [3] 64.9km/h (1.5M)	9.26 [2] 68.0km/h (2.3M)	11.83 [2] 70.0km/h (1.9M)	14.63 [2] 64.4km/h (1.7M)	17.54 [2] 61.8km/h (1.3M)	20.57 [5] 59.5km/h (0.6M)	12.64 61.8km/h (1.1M)	23.33 [6]
<b>1</b>	Snowfest	1	67.2km/h	3.75 [1] 48.4km/h (0.6M)	6.58 [1] 63.7km/h (1.3M)	9.46 [7] 62.6km/h (2.0M)	12.18 [8] 66.1km/h (2.4M)	15.22 [8] 59.1km/h (2.8M)	18.15 [8] 61.5km/h (1.3M)	21.13 [8] 60.4km/h (1.3M)	12.76 61.2km/h (1.8M)	23.72 [7]
<b>3</b>	Wild William	3	66.7km/h	3.83 [4] 47.4km/h (1.4M)	6.62 [4] 64.5km/h (1.2M)	9.42 [5] 64.3km/h (1.8M)	12.15 [7] 66.0km/h (1.9M)	15.10 [7] 60.9km/h (1.5M)	18.06 [7] 60.9km/h (1.2M)	21.09 [7] 59.5km/h (0.8M)	12.82 60.9km/h (1.2M)	23.76 [8]

Data based on IsoLynx Localised Positioning System.

Legend:

[ ] - Rank at each section

( ) - Avg. meters to rail for section

\* - Estimated values







ALBION PARK, QLD  
 Race 9 - CARINA LEAGUES CLUB 5th Grade H - 395M  
 06/11/2024 - 17:17:45 PM

RUG	NAME	BOX	TOP SPEED	50M	100M	150M	200M	250M	300M	350M	217M HOME	FINISH TIME
<b>7</b>	Dreamer	7	71.0km/h	3.76 [2] 48.4km/h (2.1M)	6.53 [2] 65.0km/h (1.7M)	9.16 [2] 68.3km/h (2.8M)	11.73 [2] 70.0km/h (2.4M)	14.54 [1] 64.1km/h (2.8M)	17.43 [1] 62.4km/h (2.4M)	20.35 [1] 61.7km/h (2.2M)	12.31 63.4km/h (2.3M)	22.90 [1]
<b>5</b>	Ashy Bear	5	69.5km/h	3.68 [1] 49.4km/h (1.5M)	6.44 [1] 65.3km/h (1.2M)	9.12 [1] 67.0km/h (1.7M)	11.72 [1] 69.3km/h (1.4M)	14.56 [2] 63.5km/h (1.7M)	17.43 [2] 62.7km/h (1.2M)	20.36 [2] 61.5km/h (1.0M)	12.38 63.1km/h (1.2M)	22.96 [2]
<b>1</b>	Rita's Speed	1	70.2km/h	3.81 [4] 47.7km/h (0.5M)	6.60 [3] 64.4km/h (1.1M)	9.27 [3] 67.5km/h (2.0M)	11.85 [3] 69.7km/h (2.2M)	14.64 [3] 64.4km/h (1.9M)	17.52 [3] 62.6km/h (1.6M)	20.44 [3] 61.6km/h (1.5M)	12.33 63.3km/h (1.6M)	23.04 [3]
<b>8</b>	Rio Desperado	8	69.6km/h	3.80 [3] 47.8km/h (2.6M)	6.68 [4] 62.6km/h (2.2M)	9.35 [4] 67.5km/h (2.4M)	11.94 [4] 69.4km/h (2.0M)	14.73 [4] 64.5km/h (1.8M)	17.62 [4] 62.2km/h (1.5M)	20.54 [4] 61.7km/h (0.5M)	12.37 63.1km/h (1.1M)	23.17 [4]
<b>3</b>	Howdy Rose	3	70.1km/h	3.95 [8] 45.9km/h (1.2M)	6.84 [8] 62.4km/h (1.2M)	9.49 [7] 67.8km/h (1.5M)	12.10 [6] 69.1km/h (1.4M)	14.90 [5] 64.2km/h (1.6M)	17.74 [5] 63.3km/h (1.2M)	20.64 [5] 62.2km/h (1.2M)	12.30 63.5km/h (1.3M)	23.24 [5]
<b>4</b>	Hara's Stellar	4	69.8km/h	3.93 [7] 46.3km/h (1.5M)	6.79 [7] 62.9km/h (1.7M)	9.52 [8] 65.9km/h (2.8M)	12.14 [8] 68.8km/h (2.4M)	15.07 [8] 61.4km/h (2.4M)	17.99 [7] 61.6km/h (1.2M)	20.91 [7] 61.7km/h (0.4M)	12.50 62.5km/h (1.2M)	23.47 [6]
<b>2</b>	Hold My Bear	2	68.9km/h	3.89 [6] 46.6km/h (1.0M)	6.75 [6] 63.1km/h (1.2M)	9.45 [6] 66.5km/h (1.7M)	12.10 [7] 68.0km/h (1.7M)	15.00 [6] 62.2km/h (2.0M)	17.92 [6] 61.6km/h (1.4M)	20.88 [6] 60.8km/h (0.7M)	12.60 62.0km/h (1.3M)	23.52 [7]
<b>6</b>	Get Rowdy	6	69.3km/h	3.81 [5] 47.7km/h (1.8M)	6.69 [5] 62.4km/h (1.8M)	9.39 [5] 66.8km/h (2.1M)	12.05 [5] 67.6km/h (2.1M)	15.00 [7] 61.0km/h (3.1M)	18.01 [8] 59.7km/h (2.7M)	21.08 [8] 58.6km/h (2.6M)	12.93 60.3km/h (2.8M)	23.78 [8]

Data based on IsoLynx Localised Positioning System.  
 Legend:  
 [ ] - Rank at each section  
 ( ) - Avg. meters to rail for section  
 \* - Estimated values





ALBION PARK, QLD  
 Race 10 - TIGGERLONG TONK @ STUD 5th Grade H - 395M  
 06/11/2024 - 17:35:49 PM

RUG	NAME	BOX	TOP SPEED	50M	100M	150M	200M	250M	300M	350M	217M HOME	FINISH TIME
<b>7</b>	Indian Rupee	7	71.1km/h	3.64 [1] 49.9km/h (1.6M)	6.39 [1] 65.5km/h (1.2M)	9.01 [1] 68.6km/h (1.8M)	11.56 [1] 70.8km/h (1.6M)	14.34 [1] 64.6km/h (1.7M)	17.21 [1] 62.7km/h (1.3M)	20.13 [1] 61.7km/h (0.7M)	12.28 63.7km/h (1.1M)	22.71 [1]
<b>2</b>	Hara's Grace	2	70.0km/h	3.87 [3] 47.0km/h (1.0M)	6.63 [3] 65.2km/h (1.1M)	9.28 [3] 68.0km/h (1.8M)	11.88 [3] 69.2km/h (1.6M)	14.66 [3] 64.6km/h (1.6M)	17.54 [3] 62.5km/h (1.5M)	20.44 [3] 62.1km/h (1.0M)	12.31 63.5km/h (1.4M)	23.03 [2]
<b>1</b>	Different Drum	1	69.9km/h	3.76 [2] 48.4km/h (0.8M)	6.53 [2] 64.9km/h (1.2M)	9.21 [2] 67.3km/h (2.3M)	11.80 [2] 69.5km/h (2.2M)	14.59 [2] 64.5km/h (1.8M)	17.47 [2] 62.4km/h (1.1M)	20.41 [2] 61.2km/h (0.6M)	12.39 63.0km/h (1.2M)	23.04 [3]
<b>3</b>	Bon Flame	3	70.3km/h	3.92 [4] 46.3km/h (1.2M)	6.80 [4] 62.5km/h (1.8M)	9.48 [4] 67.3km/h (2.2M)	12.06 [4] 69.8km/h (2.1M)	14.88 [4] 63.7km/h (2.3M)	17.78 [4] 62.1km/h (1.4M)	20.71 [4] 61.4km/h (0.8M)	12.39 63.0km/h (1.4M)	23.30 [4]
<b>4</b>	Bella Bunyip	4	70.6km/h	4.03 [8] 45.0km/h (1.4M)	6.89 [5] 63.0km/h (1.1M)	9.55 [5] 67.6km/h (2.5M)	12.15 [5] 69.4km/h (2.7M)	14.93 [5] 64.7km/h (1.9M)	17.86 [5] 61.4km/h (1.2M)	20.80 [5] 61.3km/h (0.6M)	12.42 62.9km/h (1.3M)	23.41 [5]
<b>5</b>	Grace Talks	5	70.4km/h	4.01 [7] 45.3km/h (1.7M)	7.07 [8] 58.8km/h (1.8M)	9.75 [8] 67.2km/h (2.4M)	12.34 [8] 69.5km/h (2.8M)	15.13 [7] 64.6km/h (2.7M)	17.97 [7] 63.4km/h (1.4M)	20.85 [6] 62.4km/h (0.9M)	12.23 63.8km/h (1.8M)	23.42 [6]
<b>8</b>	Lady Bella	8	69.1km/h	3.95 [6] 45.9km/h (2.6M)	6.92 [6] 60.6km/h (2.3M)	9.62 [6] 66.7km/h (3.7M)	12.26 [6] 68.2km/h (3.6M)	15.06 [6] 64.4km/h (1.8M)	17.94 [6] 62.6km/h (1.4M)	20.88 [7] 61.1km/h (2.2M)	12.38 63.0km/h (2.1M)	23.47 [7]
<b>6</b>	Padstow Prince	6	69.3km/h	3.95 [5] 46.0km/h (1.9M)	6.99 [7] 59.1km/h (1.4M)	9.71 [7] 66.3km/h (1.5M)	12.32 [7] 68.9km/h (1.4M)	15.16 [8] 63.5km/h (1.5M)	18.09 [8] 61.4km/h (0.9M)	21.06 [8] 60.6km/h (0.2M)	12.58 62.1km/h (0.8M)	23.74 [8]

Data based on IsoLynx Localised Positioning System.

Legend:

[ ] - Rank at each section

( ) - Avg. meters to rail for section

\* - Estimated values





ALBION PARK, QLD  
Race 11 - TWITTER @ BRISGREYS - 395M  
06/11/2024 - 17:52:48 PM

RUG	NAME	BOX	TOP SPEED	50M	100M	150M	200M	250M	300M	350M	217M HOME	FINISH TIME
<b>1</b>	Uno Cha Cha	1	69.9km/h	3.71 [2] 49.0km/h (0.8M)	6.48 [2] 64.8km/h (1.3M)	9.14 [2] 67.8km/h (2.0M)	11.73 [1] 69.4km/h (2.1M)	14.53 [1] 64.3km/h (2.1M)	17.42 [1] 62.3km/h (1.7M)	20.36 [1] 61.4km/h (1.3M)	12.37 63.2km/h (1.7M)	22.95 [1]
<b>2</b>	Jupiter	2	70.5km/h	3.92 [5] 46.4km/h (0.8M)	6.73 [5] 63.9km/h (1.1M)	9.38 [5] 68.2km/h (3.2M)	11.94 [5] 70.2km/h (3.1M)	14.71 [5] 65.1km/h (2.8M)	17.56 [4] 63.2km/h (2.4M)	20.45 [3] 62.3km/h (2.5M)	12.18 64.1km/h (2.7M)	22.98 [2]
<b>5</b>	Drop Pin	5	70.0km/h	3.77 [3] 48.1km/h (1.7M)	6.59 [3] 64.0km/h (1.7M)	9.24 [3] 68.0km/h (2.3M)	11.83 [3] 69.4km/h (2.0M)	14.62 [3] 64.6km/h (1.7M)	17.53 [3] 61.9km/h (1.3M)	20.45 [4] 61.6km/h (0.6M)	12.35 63.3km/h (1.1M)	23.03 [3]
<b>6</b>	Polly's Cracker	6	69.7km/h	3.70 [1] 49.2km/h (2.1M)	6.48 [1] 64.8km/h (1.8M)	9.13 [1] 67.8km/h (2.7M)	11.76 [2] 68.5km/h (2.5M)	14.57 [2] 64.0km/h (2.5M)	17.48 [2] 62.0km/h (2.0M)	20.43 [2] 60.9km/h (1.7M)	12.46 62.7km/h (2.0M)	23.05 [4]
<b>8</b>	Hara's Boots	8	70.2km/h	3.82 [4] 47.6km/h (2.5M)	6.65 [4] 63.7km/h (2.0M)	9.28 [4] 68.4km/h (2.7M)	11.87 [4] 69.4km/h (2.3M)	14.65 [4] 64.9km/h (2.1M)	17.62 [5] 60.7km/h (1.6M)	20.56 [5] 61.2km/h (0.3M)	12.41 62.9km/h (1.2M)	23.13 [5]
<b>3</b>	Bye Bye Taipan	3	69.6km/h	3.92 [6] 46.3km/h (1.4M)	6.79 [6] 62.7km/h (1.7M)	9.49 [6] 66.6km/h (3.9M)	12.08 [6] 69.5km/h (2.6M)	14.85 [6] 65.2km/h (1.6M)	17.72 [6] 62.7km/h (1.1M)	20.66 [6] 61.2km/h (1.1M)	12.31 63.5km/h (1.3M)	23.25 [6]
<b>4</b>	Hello Cyndie	4	69.4km/h	4.00 [8] 45.4km/h (1.6M)	6.87 [7] 62.7km/h (1.1M)	9.54 [7] 67.3km/h (2.0M)	12.16 [7] 68.8km/h (1.9M)	14.97 [7] 64.1km/h (1.5M)	17.85 [7] 62.5km/h (1.0M)	20.75 [7] 62.1km/h (0.5M)	12.32 63.4km/h (1.0M)	23.31 [7]
<b>7</b>	Hara's Salty	7	68.9km/h	3.99 [7] 45.6km/h (2.2M)	7.04 [8] 59.0km/h (1.6M)	9.71 [8] 67.5km/h (1.7M)	12.34 [8] 68.2km/h (1.8M)	15.21 [8] 62.8km/h (2.0M)	18.10 [8] 62.4km/h (1.4M)	21.03 [8] 61.3km/h (1.2M)	12.44 62.8km/h (1.4M)	23.61 [8]

Data based on IsoLynx Localised Positioning System.

Legend:

[ ] - Rank at each section









( ) - Avg. meters to rail for section

\* - Estimated values





ALBION PARK, QLD  
Race 12 - WALLOON HOTEL - 395M  
06/11/2024 - 18:08:38 PM

RUG	NAME	BOX	SECTION-1	HOME	FINISH TIME
	Who's Your Papi	2	10.72	12.30	23.02 [1]
	Polly's Courier	8	10.75	12.27	23.02 [2]
	Eyes On Meg	7	10.85	12.19	23.04 [3]
	Hello Warren	5	11.01	12.24	23.25 [4]
	Super Stacey	4	10.96	12.33	23.29 [5]
	Aussie Cha Cha	6	10.86	12.45	23.31 [6]
	Milky Way Cloud	3	10.95	12.50	23.45 [7]
	Wild Dash Zip	1	10.88	12.73	23.61 [8]

Data based on IsoLynx Localised Positioning System.  
Legend:  
[] - Rank at each section  
( ) - Avg. meters to rail for section  
\* - Estimated values

