

Track Rating: Good 4, Weather: Fine, Rail Position: +10m Entire

Section		Overall	1600m	1400m	1200m	1000m	800m	600m	Last 600m					
Field Times		1:44.62 (0:09.42)	1:35.20 (0:11.29)	1:23.91 (0:11.49)	1:12.42 (0:12.33)	1:00.09 (0:12.53)	0:47.56 (0:12.15)	0:35.41 (0:11.63)	0:35.41					
Rank	TAB	Horse/Jockey	Barrier	Top Speed [km/h]	Fastest Section								Distance Travelled [m]	
1	2	<b>METCALFE</b> Jag Guthmann-Chester	2	66.0 1600m	0:09.66 Overall	1:44.62 [1] (0:09.66)	1:34.96 [4] (0:11.23)	1:23.73 [4] (0:11.64)	1:12.09 [4] (0:12.39)	0:59.70 [4] (0:12.53)	0:47.17 [4] (0:12.08)	0:35.09 [3] (0:11.60)	0:35.09	
2	5	<b>PRINCE LEVI</b> Taylor Marshall	7	64.4 1600m	0:09.93 Overall	1:44.70 [2] (0:09.93)	1:34.77 [7] (0:11.48)	1:23.29 [7] (0:11.54)	1:11.75 [7] (0:12.53)	0:59.22 [7] (0:12.41)	0:46.81 [7] (0:12.20)	0:34.61 [7] (0:11.48)	0:34.61	-3
3	4	<b>POSTMAN'S GAP</b> Robbie Dolan	5	65.1 1600m	0:09.51 Overall	1:44.74 [3] (0:09.51)	1:35.23 [3] (0:11.20)	1:24.03 [1] (0:11.49)	1:12.54 [1] (0:12.33)	1:00.21 [1] (0:12.53)	0:47.68 [1] (0:12.15)	0:35.53 [1] (0:11.67)	0:35.53	-7
4	1	<b>KING'S WARRIOR</b> Anthony Allen	6	64.6 1600m	0:09.46 Overall	1:45.01 [4] (0:09.46)	1:35.55 [2] (0:11.27)	1:24.28 [2] (0:11.63)	1:12.65 [2] (0:12.32)	1:00.33 [2] (0:12.51)	0:47.82 [2] (0:12.13)	0:35.69 [2] (0:11.52)	0:35.69	-2
5	6	<b>TOP ROOSTER</b> Leeanne McCoy	1	64.0 1600m	0:09.42 Overall	1:45.98 [5] (0:09.42)	1:36.56 [1] (0:11.43)	1:25.13 [3] (0:11.55)	1:13.58 [3] (0:12.45)	1:01.13 [3] (0:12.57)	0:48.56 [3] (0:12.17)	0:36.39 [4] (0:11.84)	0:36.39	-5
6	7	<b>DARK RED</b> Les Tilley	3	64.7 1600m	0:09.80 Overall	1:46.07 [6] (0:09.80)	1:36.27 [5] (0:11.34)	1:24.93 [5] (0:11.58)	1:13.35 [5] (0:12.45)	1:00.90 [5] (0:12.50)	0:48.40 [5] (0:12.25)	0:36.15 [5] (0:11.78)	0:36.15	-4
7	3	<b>MOR KOMPASHYN</b> Rikki Jamieson	4	64.6 1600m	0:09.84 Overall	1:47.05 [7] (0:09.84)	1:37.21 [6] (0:11.37)	1:25.84 [6] (0:11.55)	1:14.29 [6] (0:12.46)	1:01.83 [6] (0:12.51)	0:49.32 [6] (0:12.30)	0:37.02 [6] (0:11.86)	0:37.02	-1



# Ipswich QLD Professional

## Race 1: GREAT NORTHERN QTIS Three-Year-Old Maiden Plate - 1710m

07 November 2024 - 12:42



Track Rating: Good 4, Weather: Fine, Rail Position: +10m Entire

Section				400m	200m			Last 600m		
Field Times				0:23.78 (0:11.77)	0:12.01 (0:12.01)			0:35.41		
Rank	TAB	Horse/Jockey	Barrier	Top Speed [km/h]	Fastest Section	Margin				Distance Travelled [m]
1	2	<b>METCALFE</b> Jag Guthmann-Chester	2	66.0 1600m	0:09.66 Overall	0:23.49 [3] (0:11.67)	0:11.82 [3] (0:11.82)	1:44.62	0:35.09	
2	5	<b>PRINCE LEVI</b> Taylor Marshall	7	64.4 1600m	0:09.93 Overall	0:23.13 [5] (0:11.67)	0:11.46 [4] (0:11.46)	0.47L	0:34.61	-3
3	4	<b>POSTMAN'S GAP</b> Robbie Dolan	5	65.1 1600m	0:09.51 Overall	0:23.86 [2] (0:11.73)	0:12.13 [1] (0:12.13)	0.68L	0:35.53	-7
4	1	<b>KING'S WARRIOR</b> Anthony Allen	6	64.6 1600m	0:09.46 Overall	0:24.17 [1] (0:11.88)	0:12.29 [2] (0:12.29)	2.28L	0:35.69	-2
5	6	<b>TOP ROOSTER</b> Leeanne McCoy	1	64.0 1600m	0:09.42 Overall	0:24.55 [4] (0:12.23)	0:12.32 [5] (0:12.32)	7.98L	0:36.39	-5
6	7	<b>DARK RED</b> Les Tilley	3	64.7 1600m	0:09.80 Overall	0:24.37 [6] (0:12.12)	0:12.25 [6] (0:12.25)	8.51L	0:36.15	-4
7	3	<b>MOR KOMPASHYN</b> Rikki Jamieson	4	64.6 1600m	0:09.84 Overall	0:25.16 [7] (0:12.33)	0:12.83 [7] (0:12.83)	14.31L	0:37.02	-1

[ ] Ranking at each section and finish  
 -:-:- No data available at this section  
 NA No data available

SCN Saddle cloth number  
 DNF Did not finish  
 DNT Did not track



Horse/Jockey Name	Metcalfe
Final Rank	1
Fastest Section Time (Section)	0:09.66 (Overall)
Top Speed [km/h] (Section)	66.0 (1600m)
Race State	Finished



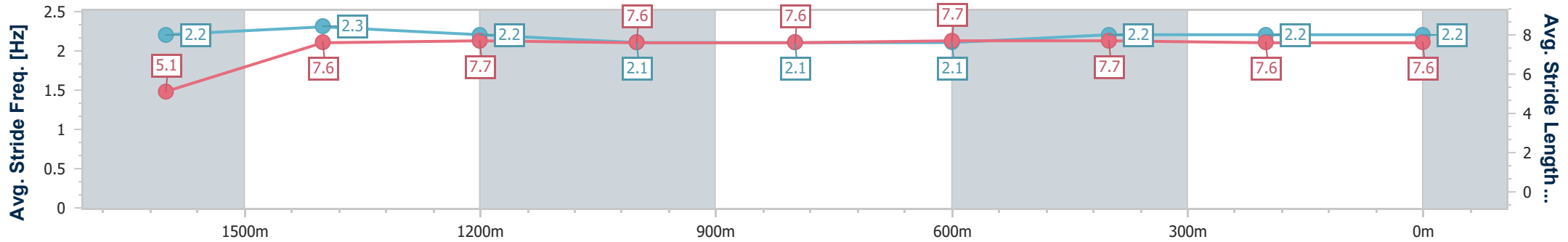
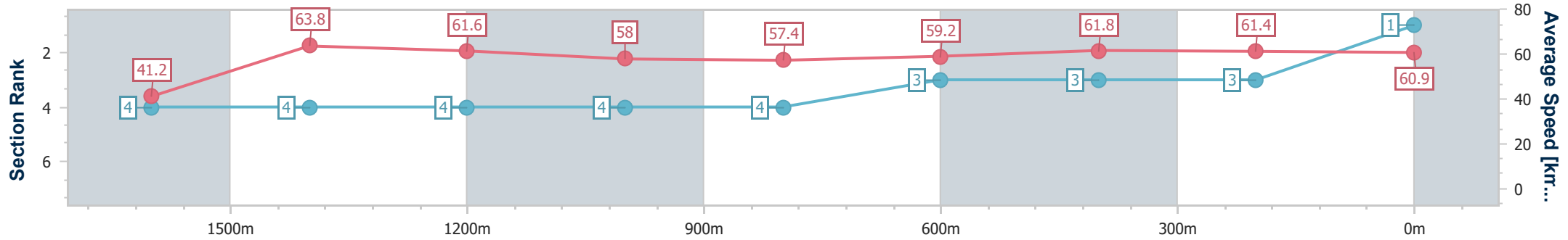
Ipswich QLD Professional  
Race 1: GREAT NORTHERN QTIS Three-Year-Old Maiden Plate  
- 1710m



07 November 2024 - 12:42

Track Rating: Good 4, Weather: Fine, Rail Position: +10m Entire

Section	Overall	1600m	1400m	1200m	1000m	800m	600m	400m	200m			
Section Times	1:44.62 [1] (0:09.66)	1:34.96 [4] (0:11.23)	1:23.73 [4] (0:11.64)	1:12.09 [4] (0:12.39)	0:59.70 [4] (0:12.53)	0:47.17 [4] (0:12.08)	0:35.09 [3] (0:11.60)	0:23.49 [3] (0:11.67)	0:11.82 [3] (0:11.82)			
Average Speed [km/h]	41.2	63.8	61.6	58.0	57.4	59.2	61.8	61.4	60.9			
Top Speed [km/h]	62.3	66.0	64.5	59.5	57.7	61.4	62.8	63.1	63.1			
Avg. Dist. to Rail [m]	2.1	1.6	1.4	0.6	0.5	1.0	1.1	1.1	0.9			
Avg. Stride Freq. [Hz]	2.2	2.3	2.2	2.1	2.1	2.1	2.2	2.2	2.2			
Avg. Stride Length [m]	5.1	7.6	7.7	7.6	7.6	7.7	7.7	7.6	7.6			



- [ ] Ranking at each section and finish
- .-.- No data available at this section
- NA No data available



Horse/Jockey Name	Prince Levi
Final Rank	2
Fastest Section Time (Section)	0:09.93 (Overall)
Top Speed [km/h] (Section)	64.4 (1600m)
Race State	Finished



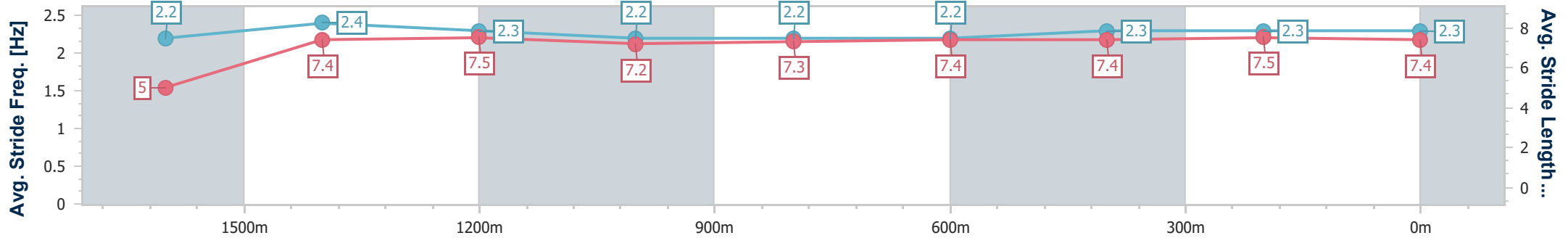
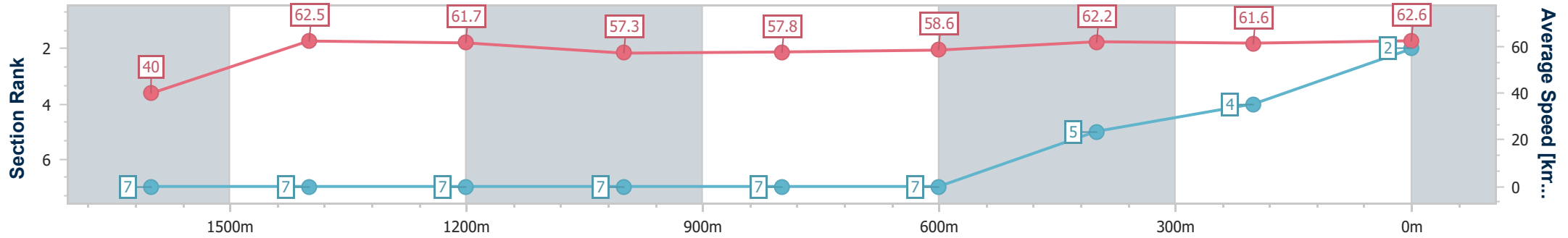
Ipswich QLD Professional  
Race 1: GREAT NORTHERN QTIS Three-Year-Old Maiden Plate - 1710m



07 November 2024 - 12:42

Track Rating: Good 4, Weather: Fine, Rail Position: +10m Entire

Section	Overall	1600m	1400m	1200m	1000m	800m	600m	400m	200m
Section Times	1:44.70 [2] (0:09.93)	1:34.77 [7] (0:11.48)	1:23.29 [7] (0:11.54)	1:11.75 [7] (0:12.53)	0:59.22 [7] (0:12.41)	0:46.81 [7] (0:12.20)	0:34.61 [7] (0:11.48)	0:23.13 [5] (0:11.67)	0:11.46 [4] (0:11.46)
Average Speed [km/h]	40.0	62.5	61.7	57.3	57.8	58.6	62.2	61.6	62.6
Top Speed [km/h]	57.4	64.4	63.6	60.0	58.5	61.4	63.4	62.9	63.0
Avg. Dist. to Rail [m]	5.4	2.3	2.6	1.5	1.4	2.0	1.5	0.8	1.9
Avg. Stride Freq. [Hz]	2.2	2.4	2.3	2.2	2.2	2.2	2.3	2.3	2.3
Avg. Stride Length [m]	5.0	7.4	7.5	7.2	7.3	7.4	7.4	7.5	7.4



- [ ] Ranking at each section and finish
- .-.- No data available at this section
- NA No data available



Horse/Jockey Name	Postman's Gap
Final Rank	3
Fastest Section Time (Section)	0:09.51 (Overall)
Top Speed [km/h] (Section)	65.1 (1600m)
Race State	Finished



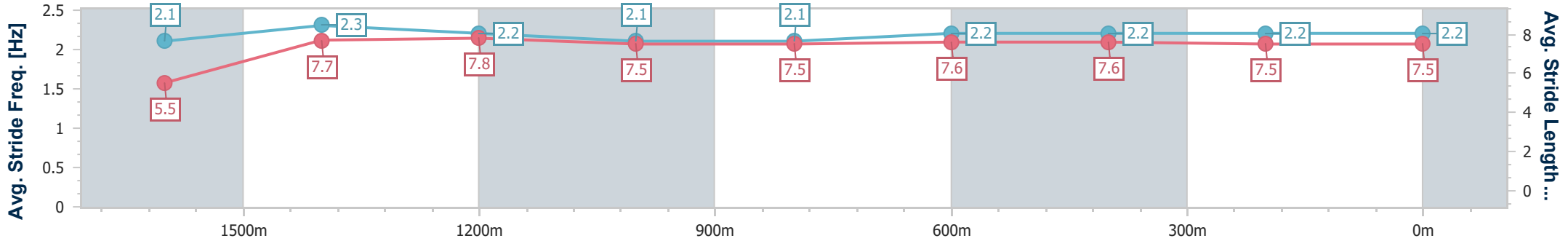
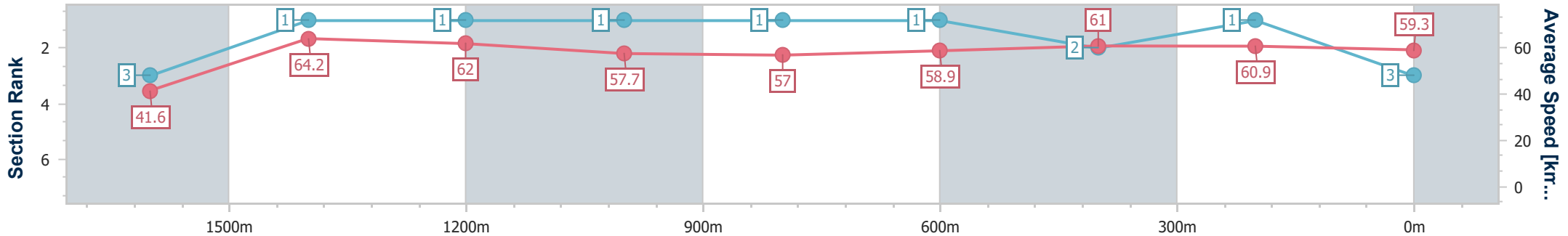
Ipswich QLD Professional  
Race 1: GREAT NORTHERN QTIS Three-Year-Old Maiden Plate - 1710m



07 November 2024 - 12:42

Track Rating: Good 4, Weather: Fine, Rail Position: +10m Entire

Section	Overall	1600m	1400m	1200m	1000m	800m	600m	400m	200m
Section Times	1:44.74 [3] (0:09.51)	1:35.23 [3] (0:11.20)	1:24.03 [1] (0:11.49)	1:12.54 [1] (0:12.33)	1:00.21 [1] (0:12.53)	0:47.68 [1] (0:12.15)	0:35.53 [1] (0:11.67)	0:23.86 [2] (0:11.73)	0:12.13 [1] (0:12.13)
Average Speed [km/h]	41.6	64.2	62.0	57.7	57.0	58.9	61.0	60.9	59.3
Top Speed [km/h]	61.0	65.1	64.2	59.6	57.5	60.8	61.8	61.6	60.1
Avg. Dist. to Rail [m]	2.9	1.9	3.2	2.3	1.9	2.3	2.4	2.3	2.4
Avg. Stride Freq. [Hz]	2.1	2.3	2.2	2.1	2.1	2.2	2.2	2.2	2.2
Avg. Stride Length [m]	5.5	7.7	7.8	7.5	7.5	7.6	7.6	7.5	7.5



- [ ] Ranking at each section and finish
- .-.- No data available at this section
- NA No data available



Horse/Jockey Name	King's Warrior
Final Rank	4
Fastest Section Time (Section)	0:09.46 (Overall)
Top Speed [km/h] (Section)	64.6 (1600m)
Race State	Finished



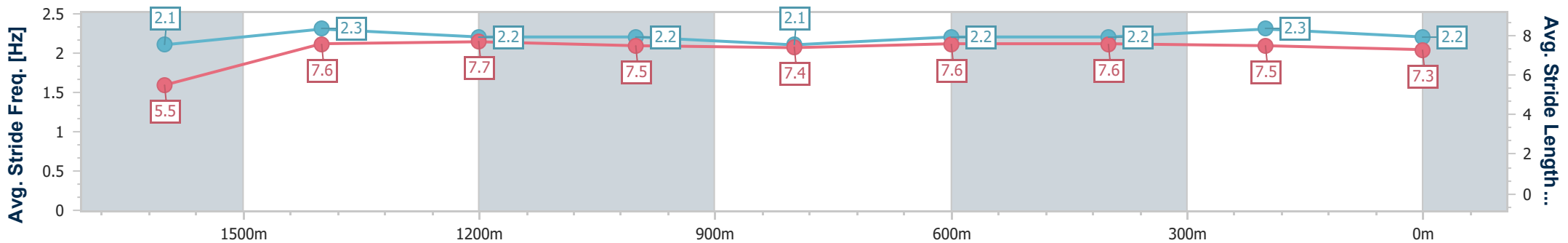
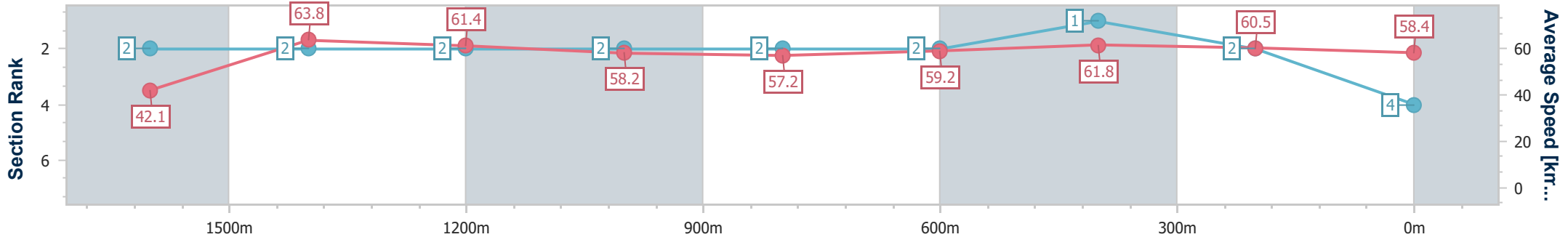
Ipswich QLD Professional  
Race 1: GREAT NORTHERN QTIS Three-Year-Old Maiden Plate - 1710m



07 November 2024 - 12:42

Track Rating: Good 4, Weather: Fine, Rail Position: +10m Entire

Section	Overall	1600m	1400m	1200m	1000m	800m	600m	400m	200m
Section Times	1:45.01 [4] (0:09.46)	1:35.55 [2] (0:11.27)	1:24.28 [2] (0:11.63)	1:12.65 [2] (0:12.32)	1:00.33 [2] (0:12.51)	0:47.82 [2] (0:12.13)	0:35.69 [2] (0:11.52)	0:24.17 [1] (0:11.88)	0:12.29 [2] (0:12.29)
Average Speed [km/h]	42.1	63.8	61.4	58.2	57.2	59.2	61.8	60.5	58.4
Top Speed [km/h]	60.9	64.6	64.0	59.6	57.7	60.7	62.5	61.4	59.9
Avg. Dist. to Rail [m]	4.8	0.9	1.6	1.5	1.4	1.8	1.6	0.9	0.9
Avg. Stride Freq. [Hz]	2.1	2.3	2.2	2.2	2.1	2.2	2.2	2.3	2.2
Avg. Stride Length [m]	5.5	7.6	7.7	7.5	7.4	7.6	7.6	7.5	7.3



- [ ] Ranking at each section and finish
- .-.- No data available at this section
- NA No data available



Horse/Jockey Name	Top Rooster
Final Rank	5
Fastest Section Time (Section)	0:09.42 (Overall)
Top Speed [km/h] (Section)	64.0 (1600m)
Race State	Finished



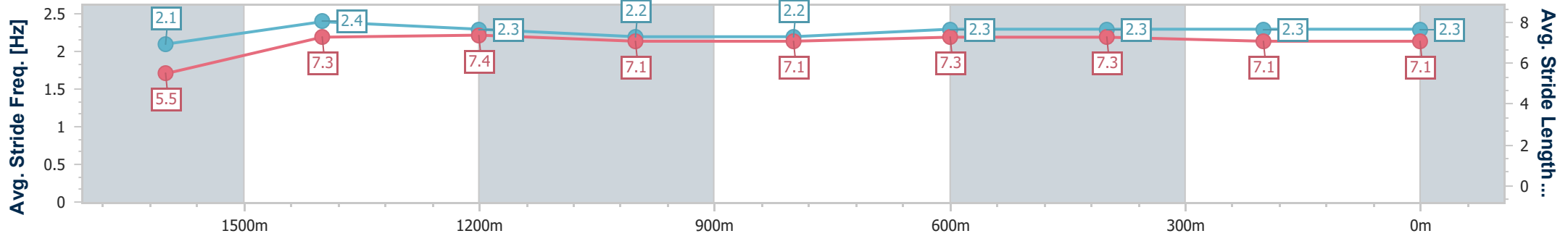
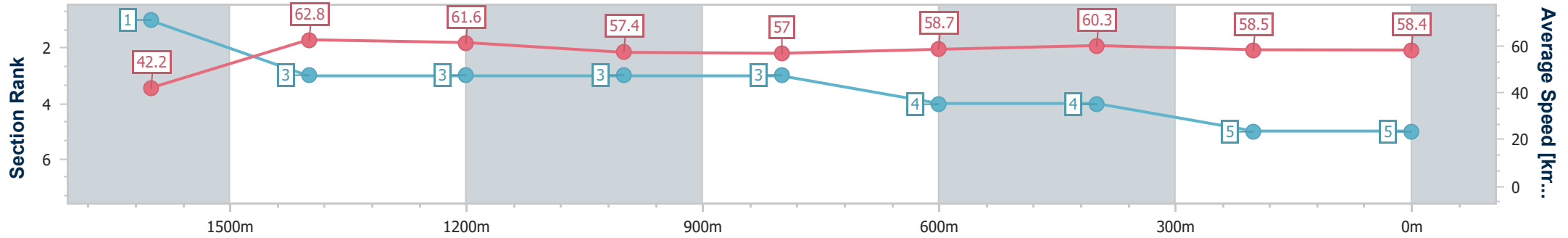
Ipswich QLD Professional  
Race 1: GREAT NORTHERN QTIS Three-Year-Old Maiden Plate - 1710m



07 November 2024 - 12:42

Track Rating: Good 4, Weather: Fine, Rail Position: +10m Entire

Section	Overall	1600m	1400m	1200m	1000m	800m	600m	400m	200m			
Section Times	1:45.98 [5] (0:09.42)	1:36.56 [1] (0:11.43)	1:25.13 [3] (0:11.55)	1:13.58 [3] (0:12.45)	1:01.13 [3] (0:12.57)	0:48.56 [3] (0:12.17)	0:36.39 [4] (0:11.84)	0:24.55 [4] (0:12.23)	0:12.32 [5] (0:12.32)			
Average Speed [km/h]	42.2	62.8	61.6	57.4	57.0	58.7	60.3	58.5	58.4			
Top Speed [km/h]	60.5	64.0	62.6	59.1	57.9	60.4	61.4	59.2	59.2			
Avg. Dist. to Rail [m]	0.9	2.7	2.8	1.7	1.5	1.9	2.2	1.8	0.7			
Avg. Stride Freq. [Hz]	2.1	2.4	2.3	2.2	2.2	2.3	2.3	2.3	2.3			
Avg. Stride Length [m]	5.5	7.3	7.4	7.1	7.1	7.3	7.3	7.1	7.1			



- [ ] Ranking at each section and finish
- .-.- No data available at this section
- NA No data available



Horse/Jockey Name	Dark Red
Final Rank	6
Fastest Section Time (Section)	0:09.80 (Overall)
Top Speed [km/h] (Section)	64.7 (1600m)
Race State	Finished



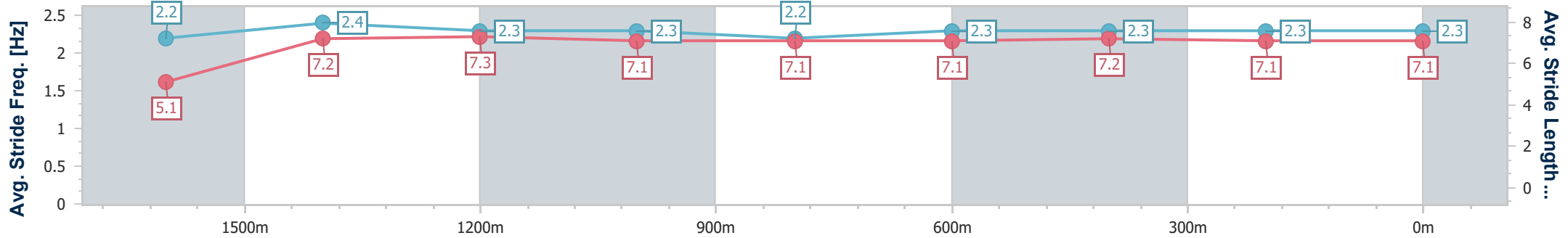
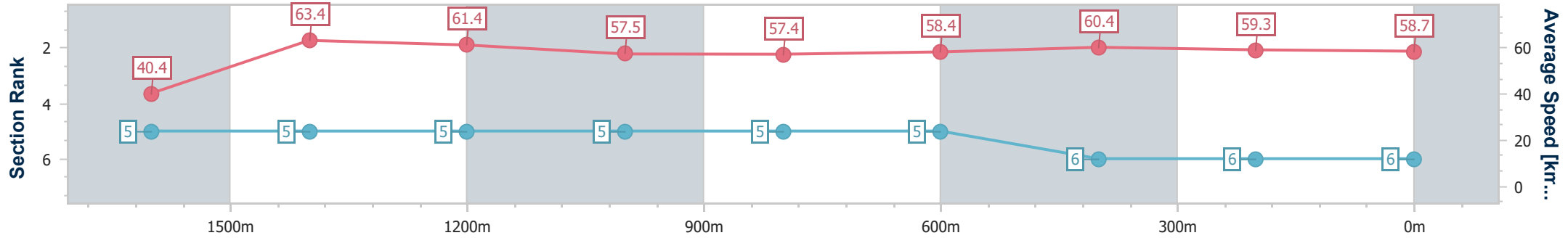
Ipswich QLD Professional  
Race 1: GREAT NORTHERN QTIS Three-Year-Old Maiden Plate - 1710m



07 November 2024 - 12:42

Track Rating: Good 4, Weather: Fine, Rail Position: +10m Entire

Section	Overall	1600m	1400m	1200m	1000m	800m	600m	400m	200m				
Section Times	1:46.07 [6] (0:09.80)	1:36.27 [5] (0:11.34)	1:24.93 [5] (0:11.58)	1:13.35 [5] (0:12.45)	1:00.90 [5] (0:12.50)	0:48.40 [5] (0:12.25)	0:36.15 [5] (0:11.78)	0:24.37 [6] (0:12.12)	0:12.25 [6] (0:12.25)				
Average Speed [km/h]	40.4	63.4	61.4	57.5	57.4	58.4	60.4	59.3	58.7				
Top Speed [km/h]	60.0	64.7	62.5	60.0	58.1	60.4	61.5	60.0	60.0				
Avg. Dist. to Rail [m]	2.5	2.6	2.6	1.7	1.5	2.0	2.4	0.8	1.0				
Avg. Stride Freq. [Hz]	2.2	2.4	2.3	2.3	2.2	2.3	2.3	2.3	2.3				
Avg. Stride Length [m]	5.1	7.2	7.3	7.1	7.1	7.1	7.2	7.1	7.1				



- [ ] Ranking at each section and finish
- .-.- No data available at this section
- NA No data available





Horse/Jockey Name	Mor Kompashyn
Final Rank	7
Fastest Section Time (Section)	0:09.84 (Overall)
Top Speed [km/h] (Section)	64.6 (1600m)
Race State	Finished



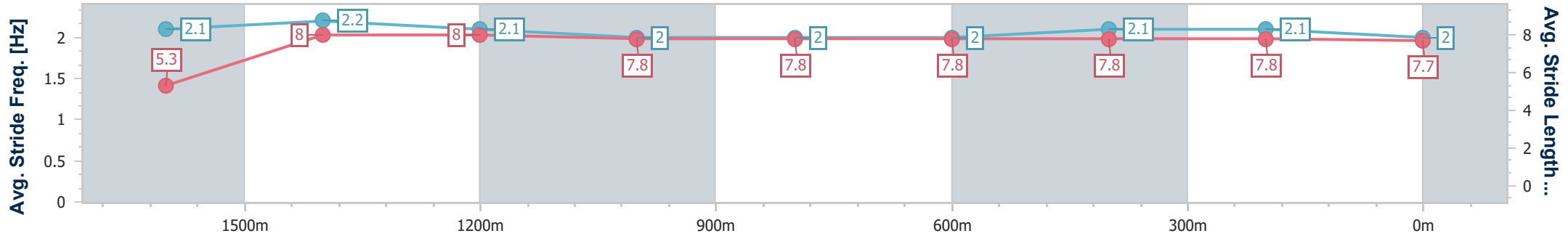
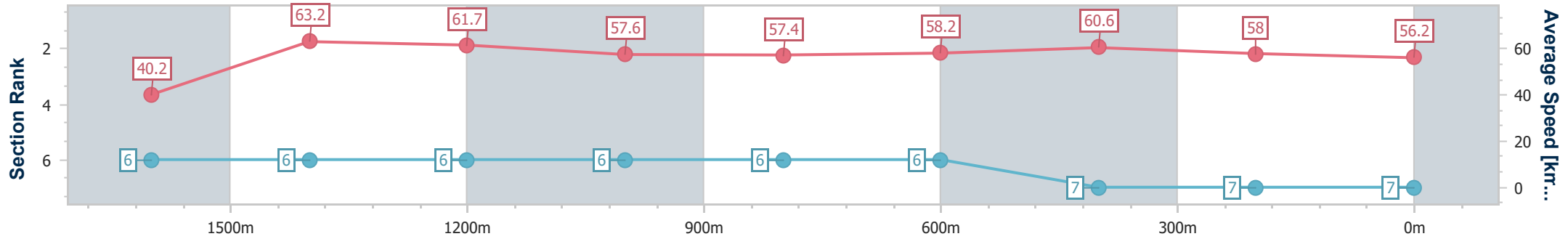
Ipswich QLD Professional  
Race 1: GREAT NORTHERN QTIS Three-Year-Old Maiden Plate - 1710m



07 November 2024 - 12:42

Track Rating: Good 4, Weather: Fine, Rail Position: +10m Entire

Section	Overall	1600m	1400m	1200m	1000m	800m	600m	400m	200m			
Section Times	1:47.05 [7] (0:09.84)	1:37.21 [6] (0:11.37)	1:25.84 [6] (0:11.55)	1:14.29 [6] (0:12.46)	1:01.83 [6] (0:12.51)	0:49.32 [6] (0:12.30)	0:37.02 [6] (0:11.86)	0:25.16 [7] (0:12.33)	0:12.83 [7] (0:12.83)			
Average Speed [km/h]	40.2	63.2	61.7	57.6	57.4	58.2	60.6	58.0	56.2			
Top Speed [km/h]	59.7	64.6	62.8	59.4	58.4	60.0	61.4	60.0	58.3			
Avg. Dist. to Rail [m]	3.5	1.7	2.3	1.6	1.2	1.3	0.6	1.3	2.4			
Avg. Stride Freq. [Hz]	2.1	2.2	2.1	2.0	2.0	2.0	2.1	2.1	2.0			
Avg. Stride Length [m]	5.3	8.0	8.0	7.8	7.8	7.8	7.8	7.8	7.7			



- [ ] Ranking at each section and finish
- .-.- No data available at this section
- NA No data available