



Doomben QLD Professional

Race 2: XXXX BENCHMARK 75 Handicap - 2200m



BRISBANE
RACING CLUB

09 November 2024 - 12:42

Track Rating: Good 4, Weather: Fine, Rail Position: +2.5m Entire

Section		Overall	2000m	1800m	1600m	1400m	1200m	1000m	Last 600m				
Field Times		2:14.62 (0:14.05)	2:00.57 (0:10.81)	1:49.76 (0:11.53)	1:38.23 (0:11.90)	1:26.33 (0:12.18)	1:14.15 (0:12.44)	1:01.71 (0:12.36)	0:36.99				
Rank	TAB Horse/Jockey	Barrier	Top Speed [km/h]	Fastest Section									Distance Travelled [m]
1	11 OLD SONG Bailey Wheeler	6	65.6 2000m	0:11.16 2000m	2:14.62 [1] (0:14.84)	1:59.78 [8] (0:11.16)	1:48.62 [8] (0:11.64)	1:36.98 [8] (0:11.91)	1:25.07 [8] (0:12.13)	1:12.94 [8] (0:12.54)	1:00.40 [8] (0:12.27)	0:36.06	
2	6 ALDEENAARY Ryan Maloney	3	65.7 2000m	0:11.09 2000m	2:14.89 [2] (0:14.25)	2:00.64 [3] (0:11.09)	1:49.55 [4] (0:11.62)	1:37.93 [5] (0:11.92)	1:26.01 [4] (0:12.17)	1:13.84 [4] (0:12.35)	1:01.49 [4] (0:12.39)	0:36.85	-2
3	1 APPLICATIONS Boris Thornton	2	67.4 2000m	0:11.00 2000m	2:14.95 [3] (0:14.11)	2:00.84 [2] (0:11.00)	1:49.84 [2] (0:11.48)	1:38.36 [2] (0:11.82)	1:26.54 [2] (0:12.26)	1:14.28 [2] (0:12.28)	1:02.00 [2] (0:12.39)	0:37.30	-1
4	2 AIDEN Kyle Wilson-Taylor	4	65.0 2000m	0:11.17 2000m	2:14.95 [4] (0:14.56)	2:00.39 [6] (0:11.17)	1:49.22 [6] (0:11.74)	1:37.48 [7] (0:11.90)	1:25.58 [7] (0:12.22)	1:13.36 [6] (0:12.41)	1:00.95 [6] (0:12.28)	0:36.56	+5
5	9 CEREMONIOUS Andrew Mallyon	1	66.0 2000m	0:11.03 2000m	2:15.27 [5] (0:14.35)	2:00.92 [4] (0:11.03)	1:49.89 [5] (0:11.50)	1:38.39 [4] (0:11.93)	1:26.46 [3] (0:12.12)	1:14.34 [3] (0:12.41)	1:01.93 [3] (0:12.40)	0:37.23	-6
6	5 PEPPERDINE Emily Lang	7	68.3 2000m	0:10.80 2000m	2:15.40 [6] (0:14.39)	2:01.01 [5] (0:10.80)	1:50.21 [3] (0:11.63)	1:38.58 [3] (0:12.32)	1:26.26 [6] (0:12.46)	1:13.80 [7] (0:12.49)	1:01.31 [7] (0:12.23)	0:36.87	+8
7	10 NEW JOY Angela Jones	8	68.0 2000m	0:10.81 2000m	2:16.45 [7] (0:14.05)	2:02.40 [1] (0:10.81)	1:51.59 [1] (0:11.53)	1:40.06 [1] (0:11.90)	1:28.16 [1] (0:12.18)	1:15.98 [1] (0:12.44)	1:03.54 [1] (0:12.36)	0:38.82	-10
8	8 SIR LAMORAK Cody Collis	5	65.4 Overall	0:11.10 2000m	2:17.24 [8] (0:14.81)	2:02.43 [7] (0:11.10)	1:51.33 [7] (0:11.38)	1:39.95 [6] (0:11.81)	1:28.14 [5] (0:12.22)	1:15.92 [5] (0:12.49)	1:03.43 [5] (0:12.34)	0:38.93	-7

Scratched: Hiawatha (#3), Majorian (#7), Roller Coaster (#4)

[] Ranking at each section and finish
 -:-:- No data available at this section
 NA No data available

SCN Saddle cloth number
 DNF Did not finish
 DNT Did not track



Doomben QLD Professional

Race 2: XXXX BENCHMARK 75 Handicap - 2200m

09 November 2024 - 12:42



BRISBANE
RACING CLUB

Track Rating: Good 4, Weather: Fine, Rail Position: +2.5m Entire

Section						800m	600m	400m	200m	Last 600m	
Field Times						0:49.35 (0:12.36)	0:36.99 (0:12.13)	0:24.86 (0:12.02)	0:12.84 (0:12.84)	0:36.99	
Rank	TAB Horse/Jockey	Barrier	Top Speed [km/h]	Fastest Section					Margin	Distance Travelled [m]	
1	11 OLD SONG Bailey Wheeler	6	65.6 2000m	0:11.16 2000m	0:48.13 [8] (0:12.07)	0:36.06 [8] (0:11.96)	0:24.10 [6] (0:11.62)	0:12.48 [3] (0:12.48)	2:14.62	0:36.06	
2	6 ALDEENAARY Ryan Maloney	3	65.7 2000m	0:11.09 2000m	0:49.10 [4] (0:12.25)	0:36.85 [3] (0:12.03)	0:24.82 [3] (0:12.02)	0:12.80 [2] (0:12.80)	1.62L	0:36.85 -2	
3	1 APPLICATIONS Boris Thornton	2	67.4 2000m	0:11.00 2000m	0:49.61 [2] (0:12.31)	0:37.30 [2] (0:12.11)	0:25.19 [1] (0:12.02)	0:13.17 [1] (0:13.17)	1.95L	0:37.30 -1	
4	2 AIDEN Kyle Wilson-Taylor	4	65.0 2000m	0:11.17 2000m	0:48.67 [6] (0:12.11)	0:36.56 [6] (0:11.93)	0:24.63 [5] (0:11.92)	0:12.71 [4] (0:12.71)	1.98L	0:36.56 +5	
5	9 CEREMONIOUS Andrew Mallyon	1	66.0 2000m	0:11.03 2000m	0:49.53 [3] (0:12.30)	0:37.23 [4] (0:12.18)	0:25.05 [4] (0:12.16)	0:12.89 [5] (0:12.89)	3.83L	0:37.23 -6	
6	5 PEPPERDINE Emily Lang	7	68.3 2000m	0:10.80 2000m	0:49.08 [7] (0:12.21)	0:36.87 [7] (0:12.10)	0:24.77 [8] (0:12.11)	0:12.66 [7] (0:12.66)	4.59L	0:36.87 +8	
7	10 NEW JOY Angela Jones	8	68.0 2000m	0:10.81 2000m	0:51.18 [1] (0:12.36)	0:38.82 [1] (0:12.30)	0:26.52 [2] (0:12.69)	0:13.83 [6] (0:13.83)	10.81L	0:38.82 -10	
8	8 SIR LAMORAK Cody Collis	5	65.4 Overall	0:11.10 2000m	0:51.09 [5] (0:12.16)	0:38.93 [5] (0:12.28)	0:26.65 [7] (0:12.58)	0:14.07 [8] (0:14.07)	15.43L	0:38.93 -7	

Scratched: Hiawatha (#3), Majorian (#7), Roller Coaster (#4)

[] Ranking at each section and finish
 -:-:- No data available at this section
 NA No data available

SCN Saddle cloth number
 DNF Did not finish
 DNT Did not track



Horse/Jockey Name	Old Song
Final Rank	1
Fastest Section Time (Section)	0:11.16 (2000m)
Top Speed [km/h] (Section)	65.6 (2000m)
Race State	Finished



Doomben QLD Professional

Race 2: XXXX BENCHMARK 75 Handicap - 2200m

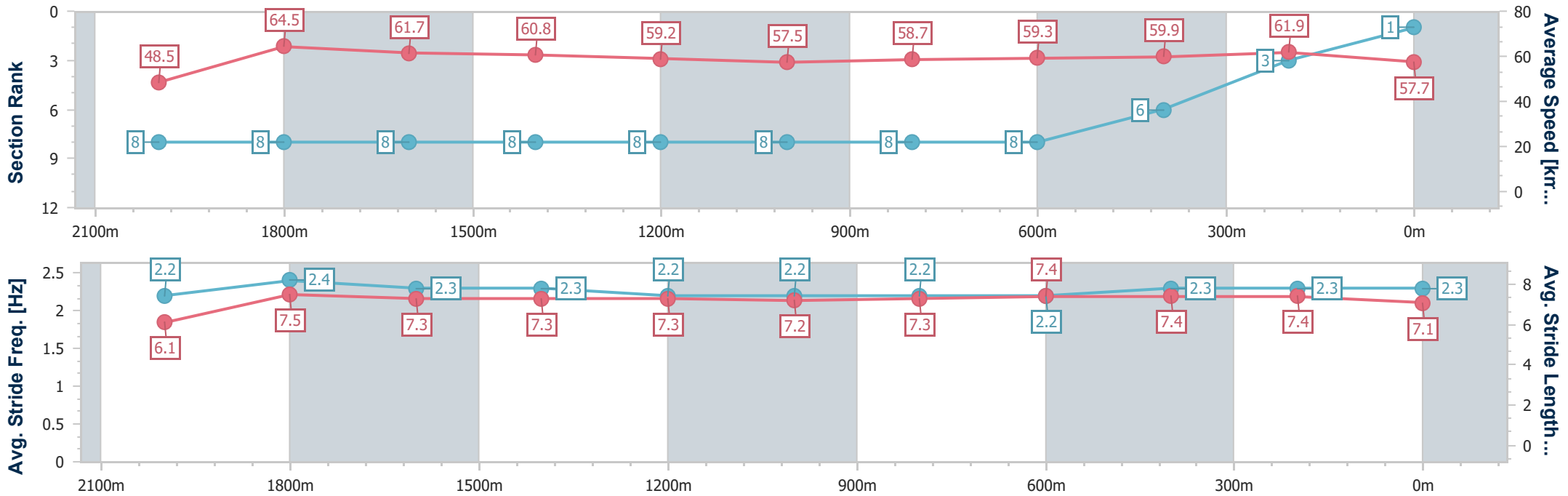
09 November 2024 - 12:42

Track Rating: Good 4, Weather: Fine, Rail Position: +2.5m Entire



BRISBANE RACING CLUB

Section	Overall	2000m	1800m	1600m	1400m	1200m	1000m	800m	600m	400m	200m
Section Times	2:14.62 [1] (0:14.84)	1:59.78 [8] (0:11.16)	1:48.62 [8] (0:11.64)	1:36.98 [8] (0:11.91)	1:25.07 [8] (0:12.13)	1:12.94 [8] (0:12.54)	1:00.40 [8] (0:12.27)	0:48.13 [8] (0:12.07)	0:36.06 [8] (0:11.96)	0:24.10 [6] (0:11.62)	0:12.48 [3] (0:12.48)
Average Speed [km/h]	48.5	64.5	61.7	60.8	59.2	57.5	58.7	59.3	59.9	61.9	57.7
Top Speed [km/h]	64.6	65.6	64.5	62.2	60.0	58.9	59.5	61.5	60.7	63.7	61.0
Avg. Dist. to Rail [m]	2.5	1.4	0.7	1.7	0.7	0.9	1.2	1.0	1.5	2.1	3.2
Avg. Stride Freq. [Hz]	2.2	2.4	2.3	2.3	2.2	2.2	2.2	2.2	2.3	2.3	2.3
Avg. Stride Length [m]	6.1	7.5	7.3	7.3	7.3	7.2	7.3	7.4	7.4	7.4	7.1



- [] Ranking at each section and finish
- .-.- No data available at this section
- NA No data available



Horse/Jockey Name	Aldeenaary
Final Rank	2
Fastest Section Time (Section)	0:11.09 (2000m)
Top Speed [km/h] (Section)	65.7 (2000m)
Race State	Finished



Doomben QLD Professional

Race 2: XXXX BENCHMARK 75 Handicap - 2200m

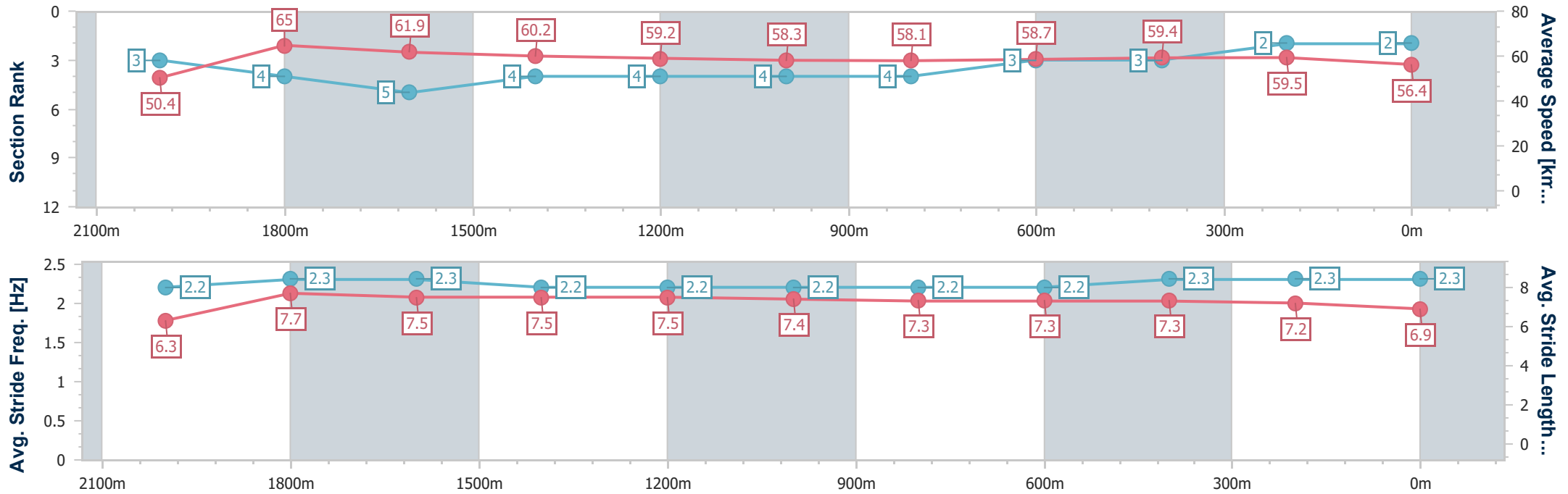
09 November 2024 - 12:42

Track Rating: Good 4, Weather: Fine, Rail Position: +2.5m Entire



BRISBANE RACING CLUB

Section	Overall	2000m	1800m	1600m	1400m	1200m	1000m	800m	600m	400m	200m
Section Times	2:14.89 [2] (0:14.25)	2:00.64 [3] (0:11.09)	1:49.55 [4] (0:11.62)	1:37.93 [5] (0:11.92)	1:26.01 [4] (0:12.17)	1:13.84 [4] (0:12.35)	1:01.49 [4] (0:12.39)	0:49.10 [4] (0:12.25)	0:36.85 [3] (0:12.03)	0:24.82 [3] (0:12.02)	0:12.80 [2] (0:12.80)
Average Speed [km/h]	50.4	65.0	61.9	60.2	59.2	58.3	58.1	58.7	59.4	59.5	56.4
Top Speed [km/h]	64.9	65.7	65.3	61.4	60.6	59.4	59.3	60.1	60.2	60.3	58.1
Avg. Dist. to Rail [m]	2.1	0.2	0.6	0.6	0.3	1.1	0.7	0.3	1.4	1.3	0.4
Avg. Stride Freq. [Hz]	2.2	2.3	2.3	2.2	2.2	2.2	2.2	2.2	2.3	2.3	2.3
Avg. Stride Length [m]	6.3	7.7	7.5	7.5	7.5	7.4	7.3	7.3	7.3	7.2	6.9



- [] Ranking at each section and finish
- .-.- No data available at this section
- NA No data available



Horse/Jockey Name	Applications
Final Rank	3
Fastest Section Time (Section)	0:11.00 (2000m)
Top Speed [km/h] (Section)	67.4 (2000m)
Race State	Finished



Doomben QLD Professional

Race 2: XXXX BENCHMARK 75 Handicap - 2200m

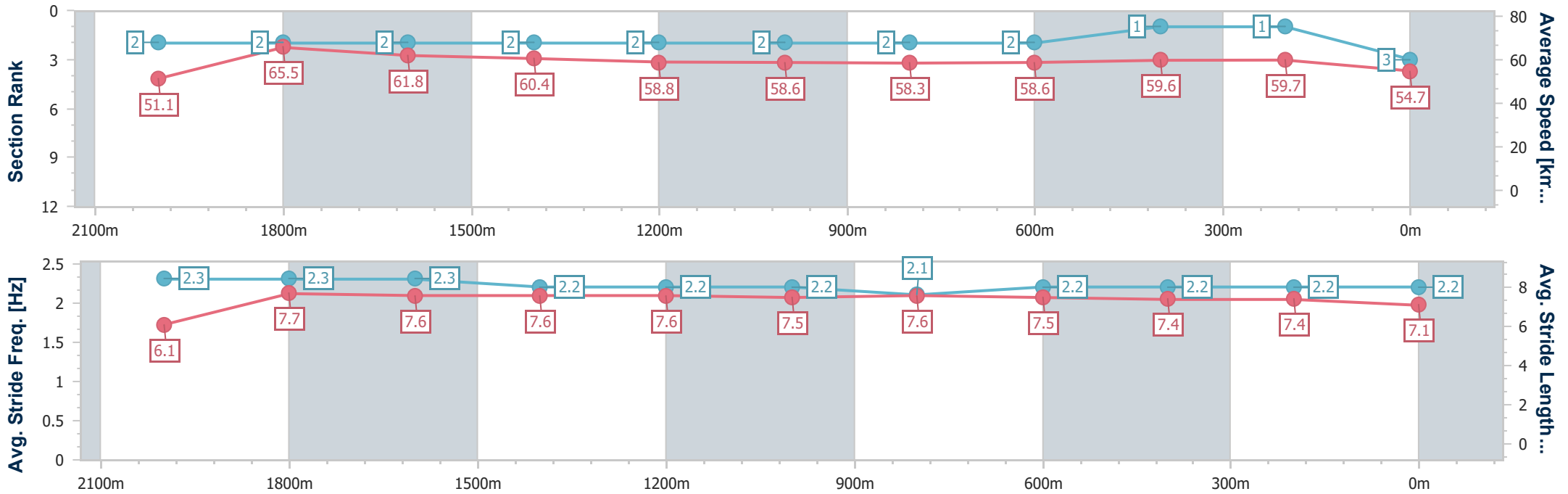
09 November 2024 - 12:42

Track Rating: Good 4, Weather: Fine, Rail Position: +2.5m Entire



BRISBANE RACING CLUB

Section	Overall	2000m	1800m	1600m	1400m	1200m	1000m	800m	600m	400m	200m
Section Times	2:14.95 [3] (0:14.11)	2:00.84 [2] (0:11.00)	1:49.84 [2] (0:11.48)	1:38.36 [2] (0:11.82)	1:26.54 [2] (0:12.26)	1:14.28 [2] (0:12.28)	1:02.00 [2] (0:12.39)	0:49.61 [2] (0:12.31)	0:37.30 [2] (0:12.11)	0:25.19 [1] (0:12.02)	0:13.17 [1] (0:13.17)
Average Speed [km/h]	51.1	65.5	61.8	60.4	58.8	58.6	58.3	58.6	59.6	59.7	54.7
Top Speed [km/h]	67.0	67.4	64.3	60.9	59.8	59.3	58.9	60.0	60.0	60.5	57.7
Avg. Dist. to Rail [m]	0.7	1.9	2.0	1.5	0.4	0.7	0.9	0.5	0.3	0.5	0.2
Avg. Stride Freq. [Hz]	2.3	2.3	2.3	2.2	2.2	2.2	2.1	2.2	2.2	2.2	2.2
Avg. Stride Length [m]	6.1	7.7	7.6	7.6	7.6	7.5	7.6	7.5	7.4	7.4	7.1



- [] Ranking at each section and finish
- .-.-.- No data available at this section
- NA No data available



Horse/Jockey Name	Aiden
Final Rank	4
Fastest Section Time (Section)	0:11.17 (2000m)
Top Speed [km/h] (Section)	65.0 (2000m)
Race State	Finished



Doomben QLD Professional

Race 2: XXXX BENCHMARK 75 Handicap - 2200m

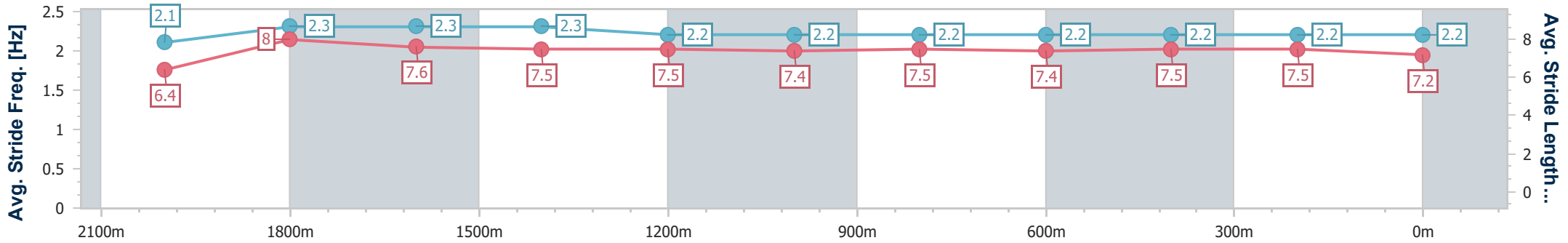
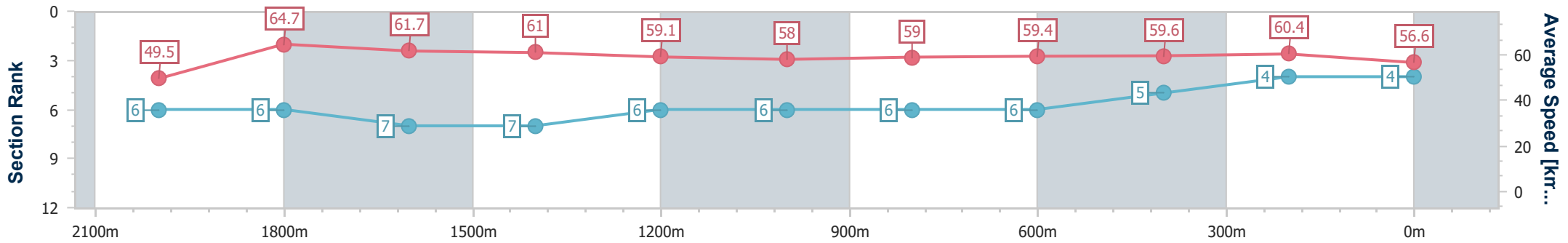
09 November 2024 - 12:42

Track Rating: Good 4, Weather: Fine, Rail Position: +2.5m Entire



BRISBANE RACING CLUB

Section	Overall	2000m	1800m	1600m	1400m	1200m	1000m	800m	600m	400m	200m
Section Times	2:14.95 [4] (0:14.56)	2:00.39 [6] (0:11.17)	1:49.22 [6] (0:11.74)	1:37.48 [7] (0:11.90)	1:25.58 [7] (0:12.22)	1:13.36 [6] (0:12.41)	1:00.95 [6] (0:12.28)	0:48.67 [6] (0:12.11)	0:36.56 [6] (0:11.93)	0:24.63 [5] (0:11.92)	0:12.71 [4] (0:12.71)
Average Speed [km/h]	49.5	64.7	61.7	61.0	59.1	58.0	59.0	59.4	59.6	60.4	56.6
Top Speed [km/h]	64.5	65.0	64.4	62.9	60.1	59.6	60.0	61.0	61.1	61.1	59.1
Avg. Dist. to Rail [m]	2.2	0.4	1.7	1.9	0.4	2.0	2.0	0.4	1.3	2.0	2.6
Avg. Stride Freq. [Hz]	2.1	2.3	2.3	2.3	2.2	2.2	2.2	2.2	2.2	2.2	2.2
Avg. Stride Length [m]	6.4	8.0	7.6	7.5	7.5	7.4	7.5	7.4	7.5	7.5	7.2



- [] Ranking at each section and finish
- .-.- No data available at this section
- NA No data available



Horse/Jockey Name	Ceremonious
Final Rank	5
Fastest Section Time (Section)	0:11.03 (2000m)
Top Speed [km/h] (Section)	66.0 (2000m)
Race State	Finished



Doomben QLD Professional

Race 2: XXXX BENCHMARK 75 Handicap - 2200m

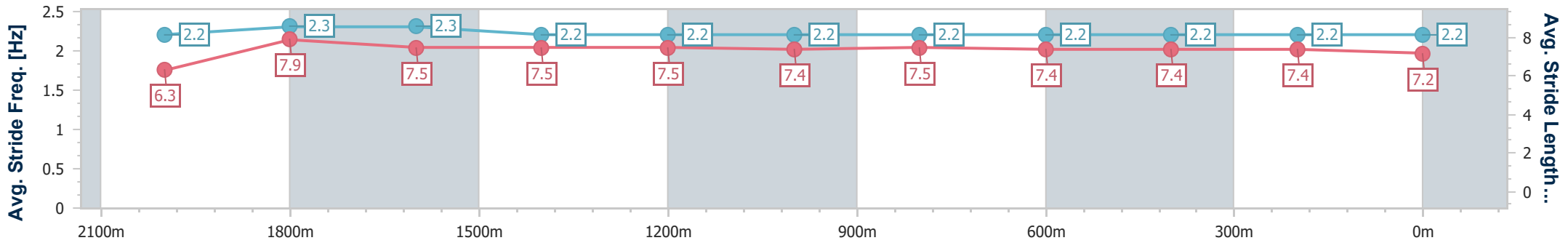
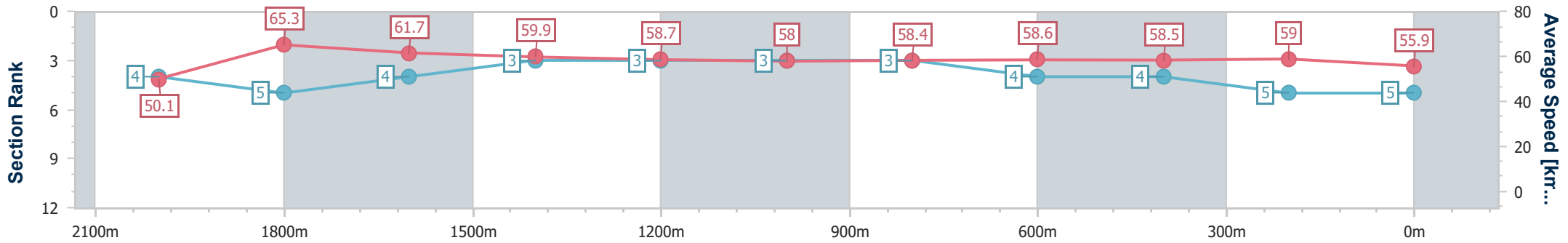
09 November 2024 - 12:42

Track Rating: Good 4, Weather: Fine, Rail Position: +2.5m Entire



BRISBANE RACING CLUB

Section	Overall	2000m	1800m	1600m	1400m	1200m	1000m	800m	600m	400m	200m
Section Times	2:15.27 [5] (0:14.35)	2:00.92 [4] (0:11.03)	1:49.89 [5] (0:11.50)	1:38.39 [4] (0:11.93)	1:26.46 [3] (0:12.12)	1:14.34 [3] (0:12.41)	1:01.93 [3] (0:12.40)	0:49.53 [3] (0:12.30)	0:37.23 [4] (0:12.18)	0:25.05 [4] (0:12.16)	0:12.89 [5] (0:12.89)
Average Speed [km/h]	50.1	65.3	61.7	59.9	58.7	58.0	58.4	58.6	58.5	59.0	55.9
Top Speed [km/h]	65.2	66.0	65.0	60.4	60.0	58.3	58.9	60.5	60.3	59.7	58.2
Avg. Dist. to Rail [m]	1.6	2.1	2.5	2.2	1.3	0.4	0.6	0.2	1.1	1.1	0.3
Avg. Stride Freq. [Hz]	2.2	2.3	2.3	2.2	2.2	2.2	2.2	2.2	2.2	2.2	2.2
Avg. Stride Length [m]	6.3	7.9	7.5	7.5	7.5	7.4	7.5	7.4	7.4	7.4	7.2



- [] Ranking at each section and finish
- .-.- No data available at this section
- NA No data available



Horse/Jockey Name	Pepperdine
Final Rank	6
Fastest Section Time (Section)	0:10.80 (2000m)
Top Speed [km/h] (Section)	68.3 (2000m)
Race State	Finished



Doomben QLD Professional

Race 2: XXXX BENCHMARK 75 Handicap - 2200m

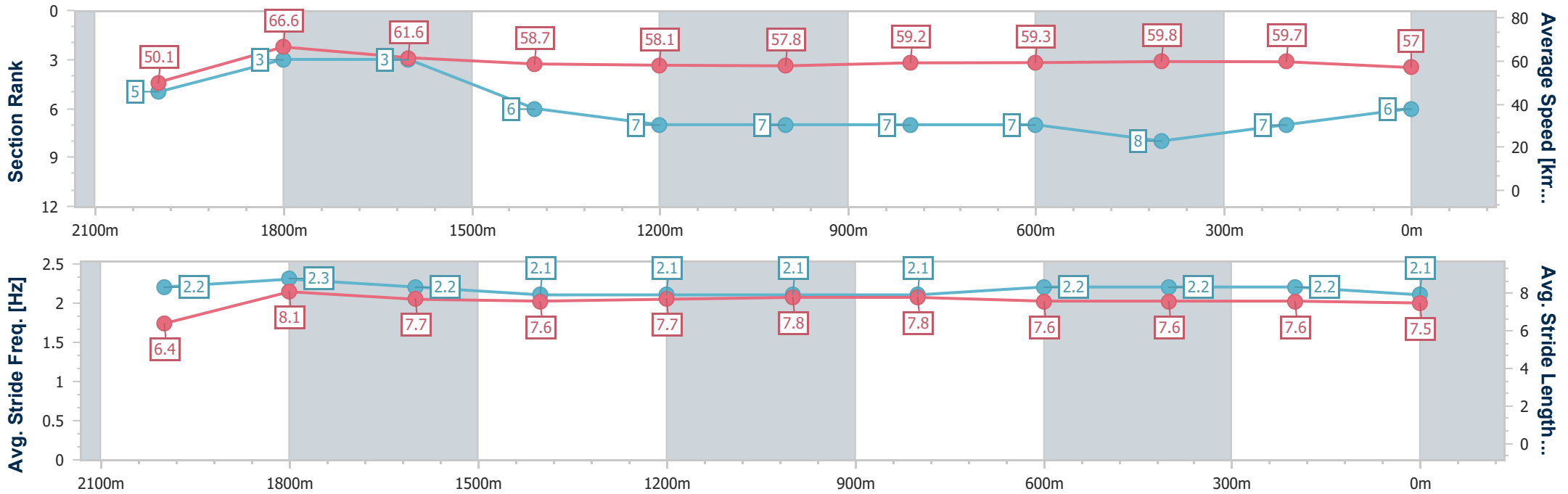
09 November 2024 - 12:42

Track Rating: Good 4, Weather: Fine, Rail Position: +2.5m Entire



BRISBANE RACING CLUB

Section	Overall	2000m	1800m	1600m	1400m	1200m	1000m	800m	600m	400m	200m
Section Times	2:15.40 [6] (0:14.39)	2:01.01 [5] (0:10.80)	1:50.21 [3] (0:11.63)	1:38.58 [3] (0:12.32)	1:26.26 [6] (0:12.46)	1:13.80 [7] (0:12.49)	1:01.31 [7] (0:12.23)	0:49.08 [7] (0:12.21)	0:36.87 [7] (0:12.10)	0:24.77 [8] (0:12.11)	0:12.66 [7] (0:12.66)
Average Speed [km/h]	50.1	66.6	61.6	58.7	58.1	57.8	59.2	59.3	59.8	59.7	57.0
Top Speed [km/h]	67.4	68.3	64.1	59.3	59.1	59.4	59.5	61.3	60.7	61.0	59.6
Avg. Dist. to Rail [m]	3.1	0.8	1.3	1.0	1.3	1.8	1.9	1.3	1.2	1.9	1.1
Avg. Stride Freq. [Hz]	2.2	2.3	2.2	2.1	2.1	2.1	2.1	2.2	2.2	2.2	2.1
Avg. Stride Length [m]	6.4	8.1	7.7	7.6	7.7	7.8	7.8	7.6	7.6	7.6	7.5



- [] Ranking at each section and finish
- .-.- No data available at this section
- NA No data available



Horse/Jockey Name	New Joy
Final Rank	7
Fastest Section Time (Section)	0:10.81 (2000m)
Top Speed [km/h] (Section)	68.0 (2000m)
Race State	Finished



Doomben QLD Professional

Race 2: XXXX BENCHMARK 75 Handicap - 2200m

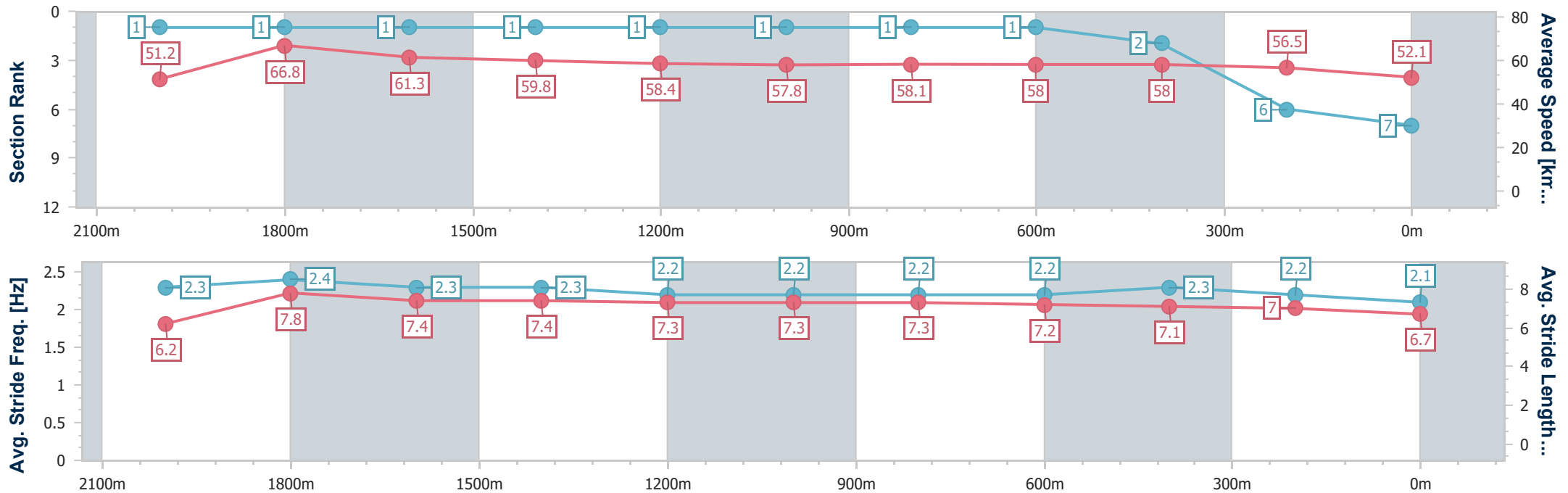
09 November 2024 - 12:42

Track Rating: Good 4, Weather: Fine, Rail Position: +2.5m Entire



BRISBANE RACING CLUB

Section	Overall	2000m	1800m	1600m	1400m	1200m	1000m	800m	600m	400m	200m
Section Times	2:16.45 [7] (0:14.05)	2:02.40 [1] (0:10.81)	1:51.59 [1] (0:11.53)	1:40.06 [1] (0:11.90)	1:28.16 [1] (0:12.18)	1:15.98 [1] (0:12.44)	1:03.54 [1] (0:12.36)	0:51.18 [1] (0:12.36)	0:38.82 [1] (0:12.30)	0:26.52 [2] (0:12.69)	0:13.83 [6] (0:13.83)
Average Speed [km/h]	51.2	66.8	61.3	59.8	58.4	57.8	58.1	58.0	58.0	56.5	52.1
Top Speed [km/h]	66.7	68.0	64.0	61.1	59.8	58.9	59.5	59.3	59.2	58.6	54.8
Avg. Dist. to Rail [m]	4.1	1.5	3.6	2.3	1.9	1.4	0.8	1.1	1.4	1.4	1.2
Avg. Stride Freq. [Hz]	2.3	2.4	2.3	2.3	2.2	2.2	2.2	2.2	2.3	2.2	2.1
Avg. Stride Length [m]	6.2	7.8	7.4	7.4	7.3	7.3	7.3	7.2	7.1	7.0	6.7



- [] Ranking at each section and finish
- .-.- No data available at this section
- NA No data available



Horse/Jockey Name	Sir Lamorak
Final Rank	8
Fastest Section Time (Section)	0:11.10 (2000m)
Top Speed [km/h] (Section)	65.4 (Overall)
Race State	Finished



Doomben QLD Professional

Race 2: XXXX BENCHMARK 75 Handicap - 2200m

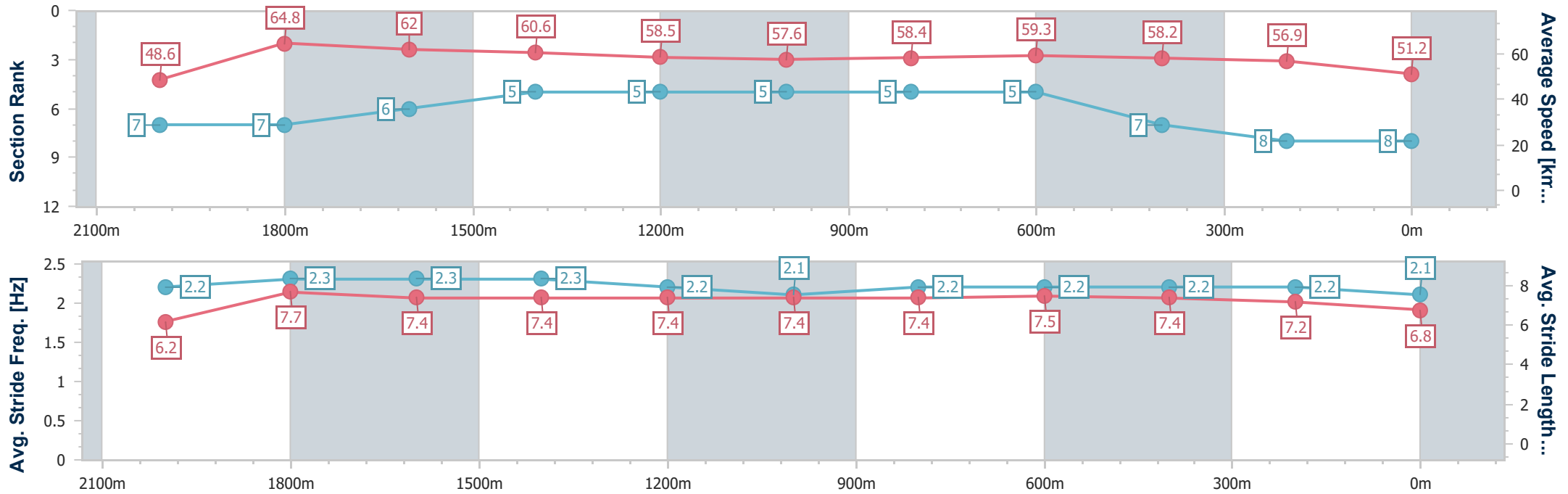
09 November 2024 - 12:42

Track Rating: Good 4, Weather: Fine, Rail Position: +2.5m Entire



BRISBANE RACING CLUB

Section	Overall	2000m	1800m	1600m	1400m	1200m	1000m	800m	600m	400m	200m
Section Times	2:17.24 [8] (0:14.81)	2:02.43 [7] (0:11.10)	1:51.33 [7] (0:11.38)	1:39.95 [6] (0:11.81)	1:28.14 [5] (0:12.22)	1:15.92 [5] (0:12.49)	1:03.43 [5] (0:12.34)	0:51.09 [5] (0:12.16)	0:38.93 [5] (0:12.28)	0:26.65 [7] (0:12.58)	0:14.07 [8] (0:14.07)
Average Speed [km/h]	48.6	64.8	62.0	60.6	58.5	57.6	58.4	59.3	58.2	56.9	51.2
Top Speed [km/h]	65.4	65.2	64.2	61.4	59.2	58.6	59.0	60.3	60.1	57.7	55.2
Avg. Dist. to Rail [m]	1.9	4.1	4.1	1.5	0.7	1.0	0.5	0.3	1.4	1.5	2.8
Avg. Stride Freq. [Hz]	2.2	2.3	2.3	2.3	2.2	2.1	2.2	2.2	2.2	2.2	2.1
Avg. Stride Length [m]	6.2	7.7	7.4	7.4	7.4	7.4	7.4	7.5	7.4	7.2	6.8



- [] Ranking at each section and finish
- .-.- No data available at this section
- NA No data available