



Doomben QLD Professional
Race 3: CONGRATULATIONS JOHN SYMONS & SHEILA LAXON No
Metro Wins Handicap - 1350m
09 November 2024 - 13:23



BRISBANE
RACING CLUB

Track Rating: Good 4, Weather: Fine, Rail Position: +2.5m Entire

Section												Last 600m	
Field Times		Overall	1200m	1000m	800m	600m	400m						0:34.59
		1:19.17	1:08.33	0:57.81	0:46.46	0:34.59	0:23.06						
		(0:10.84)	(0:10.52)	(0:11.35)	(0:11.87)	(0:11.53)	(0:11.13)						
Rank	TAB Horse/Jockey	Barrier	Top Speed [km/h]	Fastest Section									Distance Travelled [m]
1	15 TORABELLA Emily Lang	5	68.7	0:10.66	1:19.17 [1]	1:08.33 [1]	0:57.67 [3]	0:46.35 [3]	0:34.38 [3]	0:22.94 [3]	0:34.38		
			1200m	1200m	(0:10.84)	(0:10.66)	(0:11.32)	(0:11.97)	(0:11.44)	(0:11.12)			
2	2 METALART Cejay Graham	10	70.8	0:10.39	1:19.35 [2]	1:08.38 [3]	0:57.99 [1]	0:46.64 [1]	0:34.77 [1]	0:23.24 [1]	0:34.77 -1		
			1200m	1200m	(0:10.97)	(0:10.39)	(0:11.35)	(0:11.87)	(0:11.53)	(0:11.13)			
3	1 END ASSEMBLY Noel Callow	6	68.8	0:10.66	1:19.51 [3]	1:08.41 [6]	0:57.75 [5]	0:46.48 [4]	0:34.60 [4]	0:23.18 [4]	0:34.60 +6		
			1200m	1200m	(0:11.10)	(0:10.66)	(0:11.27)	(0:11.88)	(0:11.42)	(0:11.17)			
4	17 FIVE RINGS Jake Bayliss	7	67.2	0:10.99	1:19.66 [4]	1:08.09 [10]	0:57.03 [10]	0:46.04 [10]	0:34.23 [10]	0:22.78 [10]	0:34.23 +4		
			1000m	1000m	(0:11.57)	(0:11.06)	(0:10.99)	(0:11.81)	(0:11.45)	(0:11.02)			
5	7 BOWRIDER Cody Collis	3	67.9	0:11.04	1:19.70 [5]	1:08.46 [8]	0:57.40 [8]	0:46.36 [8]	0:34.73 [5]	0:23.19 [5]	0:34.73 +7		
			1000m	1000m	(0:11.24)	(0:11.06)	(0:11.04)	(0:11.63)	(0:11.54)	(0:11.24)			
6	16 TREASURER Nikita Beriman	1	67.8	0:10.98	1:19.76 [6]	1:08.71 [5]	0:57.73 [6]	0:46.54 [6]	0:34.53 [8]	0:23.01 [9]	0:34.53 -1		
			1000m	1200m	(0:11.05)	(0:10.98)	(0:11.19)	(0:12.01)	(0:11.52)	(0:11.07)			
7	3 BRENTWOOD Jag Guthmann-Chester	8	70.0	0:10.51	1:19.88 [7]	1:08.93 [2]	0:58.42 [2]	0:47.14 [2]	0:35.19 [2]	0:23.68 [2]	0:35.19 +4		
			1200m	1200m	(0:10.95)	(0:10.51)	(0:11.28)	(0:11.95)	(0:11.51)	(0:11.30)			
8	13 SCHMOOZER Bailey Wheeler	9	66.4	0:11.06	1:20.09 [8]	1:08.70 [9]	0:57.64 [9]	0:46.52 [9]	0:34.83 [9]	0:23.41 [8]	0:34.83 +6		
			1200m	1200m	(0:11.39)	(0:11.06)	(0:11.12)	(0:11.69)	(0:11.42)	(0:11.31)			
9	5 GROOVIN' THE MOO Taylor Marshall	4	68.1	0:10.83	1:20.14 [9]	1:08.93 [7]	0:58.10 [7]	0:46.88 [7]	0:34.98 [7]	0:23.53 [7]	0:34.98 +2		
			1200m	1200m	(0:11.21)	(0:10.83)	(0:11.22)	(0:11.90)	(0:11.45)	(0:11.32)			
10	4 DRIALLE Andrew Mallyon	2	68.1	0:10.77	1:20.83 [10]	1:09.84 [4]	0:59.07 [4]	0:47.71 [5]	0:35.79 [6]	0:24.28 [6]	0:35.79 -2		
			1200m	1200m	(0:10.99)	(0:10.77)	(0:11.36)	(0:11.92)	(0:11.51)	(0:11.33)			

Scratched: Kadall (#6), Moonan Me (#8), Baltray (#9), Exceed Speed (#10), Halfahope (#11), Bencoolen (#12), Pipistrelle (#14)

[] Ranking at each section and finish
 -:-:- No data available at this section
 NA No data available

SCN Saddle cloth number
 DNF Did not finish
 DNT Did not track



Doomben QLD Professional
Race 3: CONGRATULATIONS JOHN SYMONS & SHEILA LAXON No
Metro Wins Handicap - 1350m
09 November 2024 - 13:23



Track Rating: Good 4, Weather: Fine, Rail Position: +2.5m Entire

Section				200m				Last 600m	
Field Times				0:11.93 (0:11.93)				0:34.59	
Rank	TAB Horse/Jockey	Barrier	Top Speed [km/h]	Fastest Section	Margin				Distance Travelled [m]
1	15 TORABELLA Emily Lang	5	68.7 1200m	0:10.66 1200m	0:11.82 [2] (0:11.82)	1:19.17		0:34.38	
2	2 METALART Cejay Graham	10	70.8 1200m	0:10.39 1200m	0:12.11 [1] (0:12.11)	1.02L		0:34.77	-1
3	1 END ASSEMBLY Noel Callow	6	68.8 1200m	0:10.66 1200m	0:12.01 [4] (0:12.01)	2L		0:34.60	+6
4	17 FIVE RINGS Jake Bayliss	7	67.2 1000m	0:10.99 1000m	0:11.76 [8] (0:11.76)	2.86L		0:34.23	+4
5	7 BOWRIDER Cody Collis	3	67.9 1000m	0:11.04 1000m	0:11.95 [5] (0:11.95)	3.07L		0:34.73	+7
6	16 TREASURER Nikita Beriman	1	67.8 1000m	0:10.98 1200m	0:11.94 [6] (0:11.94)	3.45L		0:34.53	-1
7	3 BRENTWOOD Jag Guthmann-Chester	8	70.0 1200m	0:10.51 1200m	0:12.38 [3] (0:12.38)	4.14L		0:35.19	+4
8	13 SCHMOOZER Bailey Wheeler	9	66.4 1200m	0:11.06 1200m	0:12.10 [10] (0:12.10)	5.38L		0:34.83	+6
9	5 GROOVIN' THE MOO Taylor Marshall	4	68.1 1200m	0:10.83 1200m	0:12.21 [9] (0:12.21)	5.67L		0:34.98	+2
10	4 DRIALLE Andrew Mallyon	2	68.1 1200m	0:10.77 1200m	0:12.95 [7] (0:12.95)	9.76L		0:35.79	-2

Scratched: Kadall (#6), Moonan Me (#8), Baltray (#9), Exceed Speed (#10), Halfahope (#11), Bencoolen (#12), Pipistrelle (#14)

[] Ranking at each section and finish
 -:-:- No data available at this section
 NA No data available

SCN Saddle cloth number
 DNF Did not finish
 DNT Did not track



Horse/Jockey Name	Torabella
Final Rank	1
Fastest Section Time (Section)	0:10.66 (1200m)
Top Speed [km/h] (Section)	68.7 (1200m)
Race State	Finished



Doomben QLD Professional
Race 3: CONGRATULATIONS JOHN SYMONS & SHEILA
LAXON No Metro Wins Handicap - 1350m

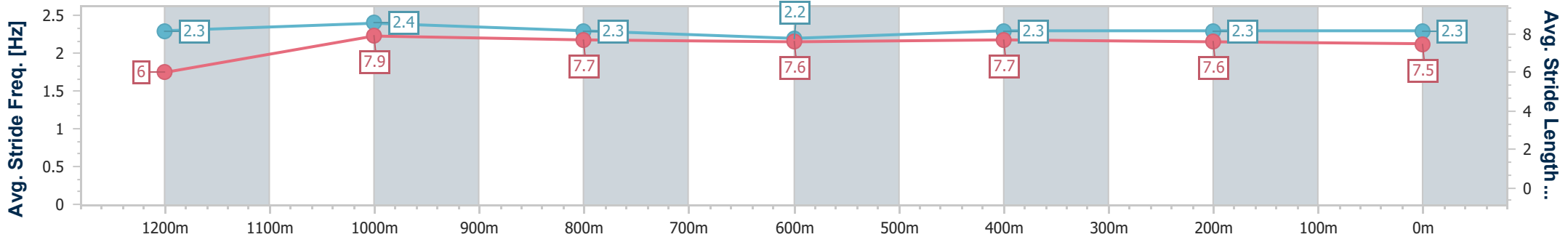
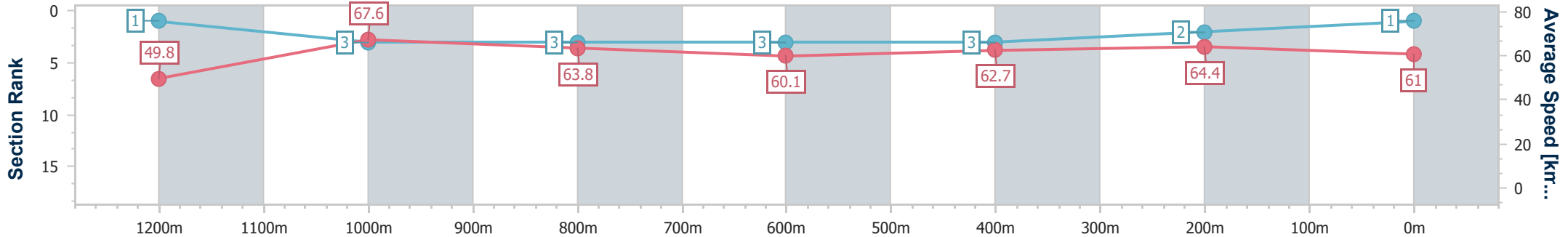
09 November 2024 - 13:23

Track Rating: Good 4, Weather: Fine, Rail Position: +2.5m Entire



BRISBANE
RACING CLUB

Section	Overall	1200m	1000m	800m	600m	400m	200m
Section Times	1:19.17 [1] (0:10.84)	1:08.33 [1] (0:10.66)	0:57.67 [3] (0:11.32)	0:46.35 [3] (0:11.97)	0:34.38 [3] (0:11.44)	0:22.94 [3] (0:11.12)	0:11.82 [2] (0:11.82)
Average Speed [km/h]	49.8	67.6	63.8	60.1	62.7	64.4	61.0
Top Speed [km/h]	67.5	68.7	66.2	61.1	64.7	65.3	63.0
Avg. Dist. to Rail [m]	5.7	1.3	0.4	0.2	0.7	1.0	0.7
Avg. Stride Freq. [Hz]	2.3	2.4	2.3	2.2	2.3	2.3	2.3
Avg. Stride Length [m]	6.0	7.9	7.7	7.6	7.7	7.6	7.5



- [] Ranking at each section and finish
- .-.- No data available at this section
- NA No data available



Horse/Jockey Name	Metalart
Final Rank	2
Fastest Section Time (Section)	0:10.39 (1200m)
Top Speed [km/h] (Section)	70.8 (1200m)
Race State	Finished



Doomben QLD Professional
Race 3: CONGRATULATIONS JOHN SYMONS & SHEILA LAXON No Metro Wins Handicap - 1350m

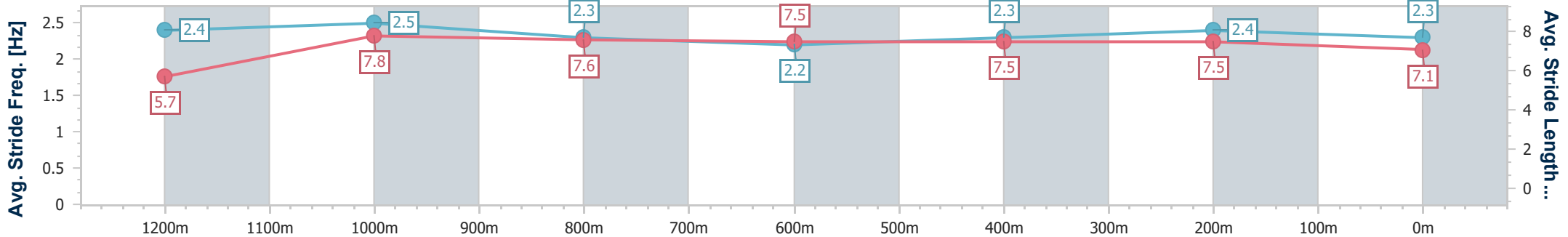
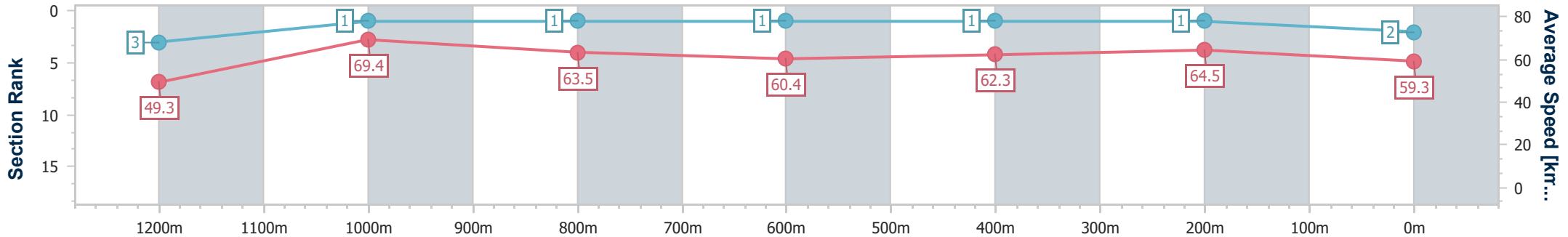
09 November 2024 - 13:23

Track Rating: Good 4, Weather: Fine, Rail Position: +2.5m Entire



BRISBANE RACING CLUB

Section	Overall	1200m	1000m	800m	600m	400m	200m
Section Times	1:19.35 [2] (0:10.97)	1:08.38 [3] (0:10.39)	0:57.99 [1] (0:11.35)	0:46.64 [1] (0:11.87)	0:34.77 [1] (0:11.53)	0:23.24 [1] (0:11.13)	0:12.11 [1] (0:12.11)
Average Speed [km/h]	49.3	69.4	63.5	60.4	62.3	64.5	59.3
Top Speed [km/h]	68.8	70.8	67.0	62.2	64.2	65.0	63.3
Avg. Dist. to Rail [m]	11.0	4.3	0.3	0.3	0.7	1.9	1.6
Avg. Stride Freq. [Hz]	2.4	2.5	2.3	2.2	2.3	2.4	2.3
Avg. Stride Length [m]	5.7	7.8	7.6	7.5	7.5	7.5	7.1



- [] Ranking at each section and finish
- .-.- No data available at this section
- NA No data available



Horse/Jockey Name	End Assembly
Final Rank	3
Fastest Section Time (Section)	0:10.66 (1200m)
Top Speed [km/h] (Section)	68.8 (1200m)
Race State	Finished



Doomben QLD Professional
Race 3: CONGRATULATIONS JOHN SYMONS & SHEILA
LAXON No Metro Wins Handicap - 1350m

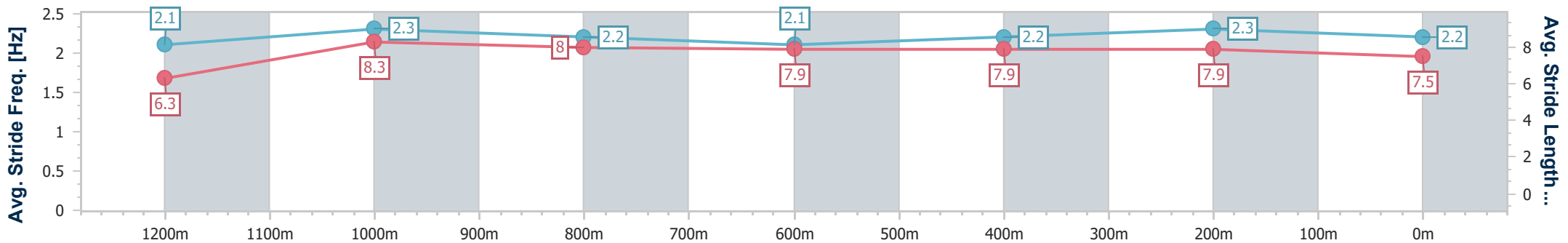
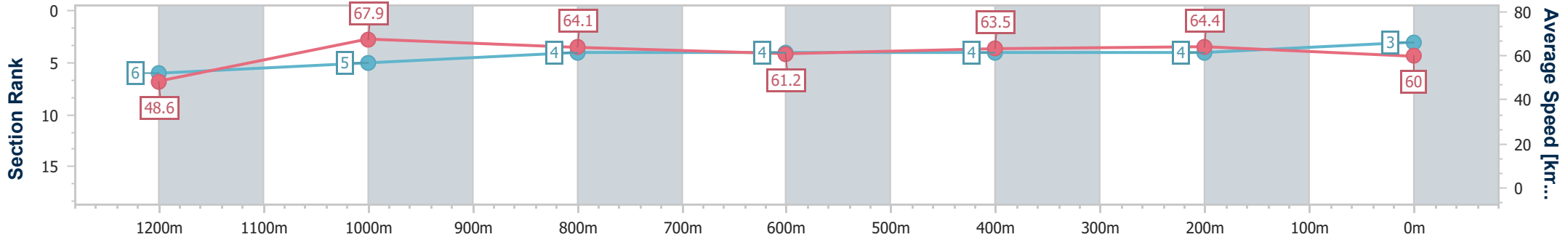
09 November 2024 - 13:23

Track Rating: Good 4, Weather: Fine, Rail Position: +2.5m Entire



BRISBANE
RACING CLUB

Section	Overall	1200m	1000m	800m	600m	400m	200m
Section Times	1:19.51 [3] (0:11.10)	1:08.41 [6] (0:10.66)	0:57.75 [5] (0:11.27)	0:46.48 [4] (0:11.88)	0:34.60 [4] (0:11.42)	0:23.18 [4] (0:11.17)	0:12.01 [4] (0:12.01)
Average Speed [km/h]	48.6	67.9	64.1	61.2	63.5	64.4	60.0
Top Speed [km/h]	67.7	68.8	68.3	61.8	65.6	66.1	62.4
Avg. Dist. to Rail [m]	6.9	2.1	1.9	1.4	1.4	0.8	1.3
Avg. Stride Freq. [Hz]	2.1	2.3	2.2	2.1	2.2	2.3	2.2
Avg. Stride Length [m]	6.3	8.3	8.0	7.9	7.9	7.9	7.5



- [] Ranking at each section and finish
- .-.- No data available at this section
- NA No data available



Horse/Jockey Name	Five Rings
Final Rank	4
Fastest Section Time (Section)	0:10.99 (1000m)
Top Speed [km/h] (Section)	67.2 (1000m)
Race State	Finished



Doomben QLD Professional
Race 3: CONGRATULATIONS JOHN SYMONS & SHEILA
LAXON No Metro Wins Handicap - 1350m

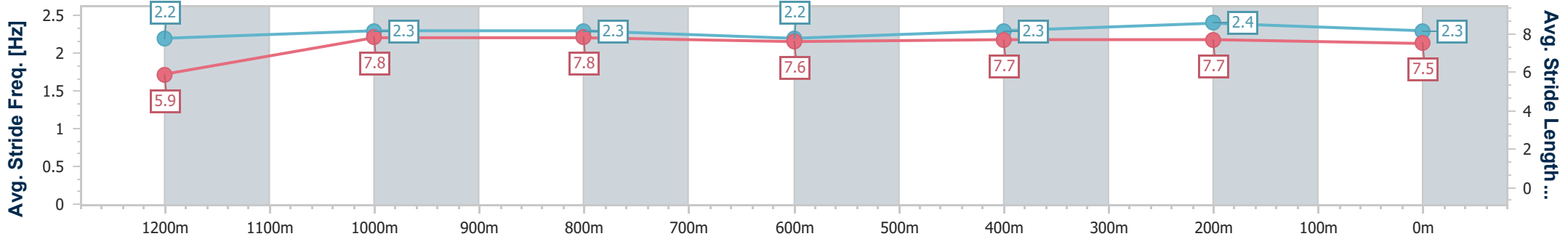
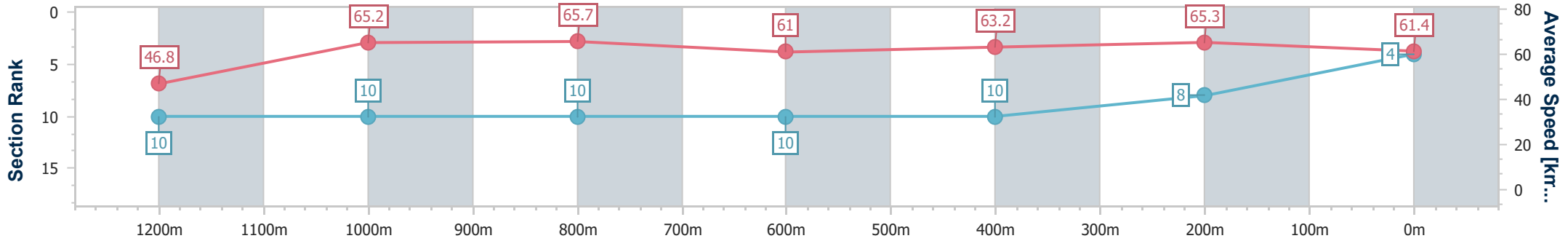
09 November 2024 - 13:23

Track Rating: Good 4, Weather: Fine, Rail Position: +2.5m Entire



BRISBANE
RACING CLUB

Section	Overall	1200m	1000m	800m	600m	400m	200m
Section Times	1:19.66 [4] (0:11.57)	1:08.09 [10] (0:11.06)	0:57.03 [10] (0:10.99)	0:46.04 [10] (0:11.81)	0:34.23 [10] (0:11.45)	0:22.78 [10] (0:11.02)	0:11.76 [8] (0:11.76)
Average Speed [km/h]	46.8	65.2	65.7	61.0	63.2	65.3	61.4
Top Speed [km/h]	65.4	66.2	67.2	62.2	64.5	66.7	63.9
Avg. Dist. to Rail [m]	5.3	0.3	0.3	0.9	0.8	2.4	3.3
Avg. Stride Freq. [Hz]	2.2	2.3	2.3	2.2	2.3	2.4	2.3
Avg. Stride Length [m]	5.9	7.8	7.8	7.6	7.7	7.7	7.5



- [] Ranking at each section and finish
- .-.- No data available at this section
- NA No data available



Horse/Jockey Name	Bowrider
Final Rank	5
Fastest Section Time (Section)	0:11.04 (1000m)
Top Speed [km/h] (Section)	67.9 (1000m)
Race State	Finished



Doomben QLD Professional
Race 3: CONGRATULATIONS JOHN SYMONS & SHEILA
LAXON No Metro Wins Handicap - 1350m

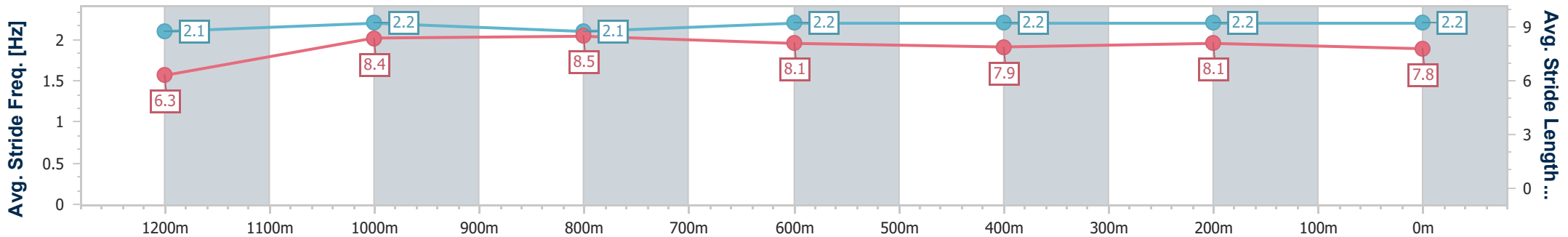
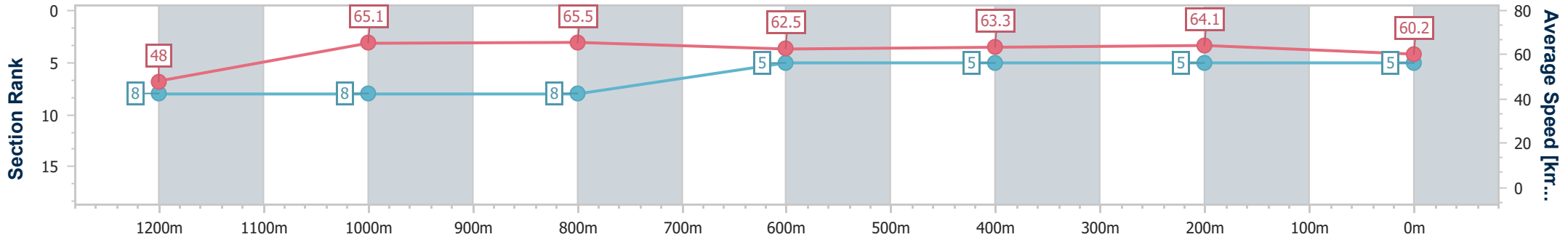
09 November 2024 - 13:23

Track Rating: Good 4, Weather: Fine, Rail Position: +2.5m Entire



BRISBANE
RACING CLUB

Section	Overall	1200m	1000m	800m	600m	400m	200m
Section Times	1:19.70 [5] (0:11.24)	1:08.46 [8] (0:11.06)	0:57.40 [8] (0:11.04)	0:46.36 [8] (0:11.63)	0:34.73 [5] (0:11.54)	0:23.19 [5] (0:11.24)	0:11.95 [5] (0:11.95)
Average Speed [km/h]	48.0	65.1	65.5	62.5	63.3	64.1	60.2
Top Speed [km/h]	64.8	66.9	67.9	63.6	64.0	64.6	63.5
Avg. Dist. to Rail [m]	3.9	1.1	1.4	2.2	2.2	0.7	1.9
Avg. Stride Freq. [Hz]	2.1	2.2	2.1	2.2	2.2	2.2	2.2
Avg. Stride Length [m]	6.3	8.4	8.5	8.1	7.9	8.1	7.8



- [] Ranking at each section and finish
- .-.- No data available at this section
- NA No data available



Horse/Jockey Name	Treasurer
Final Rank	6
Fastest Section Time (Section)	0:10.98 (1200m)
Top Speed [km/h] (Section)	67.8 (1000m)
Race State	Finished



Doomben QLD Professional
 Race 3: CONGRATULATIONS JOHN SYMONS & SHEILA
 LAXON No Metro Wins Handicap - 1350m

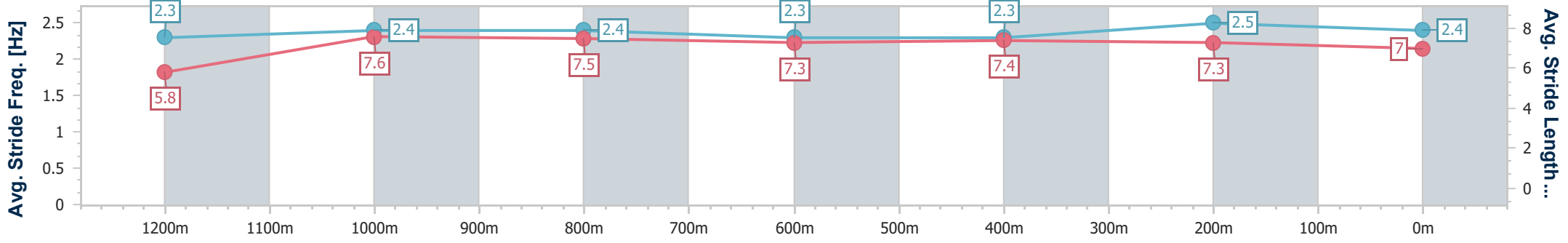
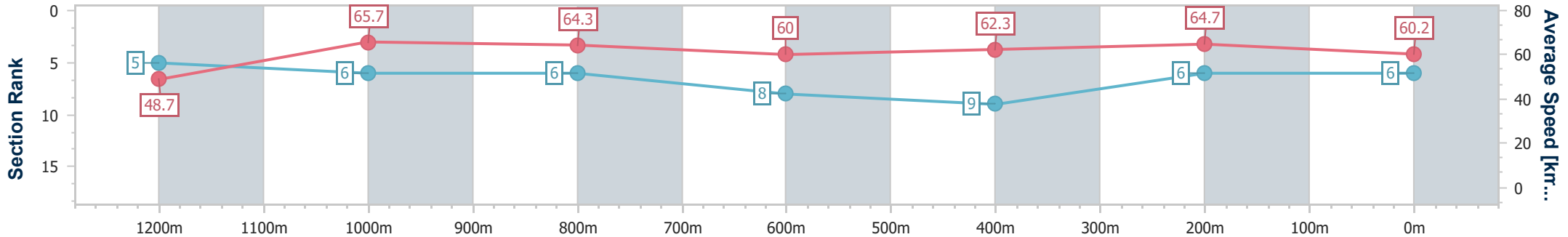
09 November 2024 - 13:23

Track Rating: Good 4, Weather: Fine, Rail Position: +2.5m Entire



BRISBANE
RACING CLUB

Section	Overall	1200m	1000m	800m	600m	400m	200m
Section Times	1:19.76 [6] (0:11.05)	1:08.71 [5] (0:10.98)	0:57.73 [6] (0:11.19)	0:46.54 [6] (0:12.01)	0:34.53 [8] (0:11.52)	0:23.01 [9] (0:11.07)	0:11.94 [6] (0:11.94)
Average Speed [km/h]	48.7	65.7	64.3	60.0	62.3	64.7	60.2
Top Speed [km/h]	64.2	67.6	67.8	61.1	64.6	65.6	64.3
Avg. Dist. to Rail [m]	2.0	0.5	0.2	0.2	0.9	1.5	0.5
Avg. Stride Freq. [Hz]	2.3	2.4	2.4	2.3	2.3	2.5	2.4
Avg. Stride Length [m]	5.8	7.6	7.5	7.3	7.4	7.3	7.0



- [] Ranking at each section and finish
- .-.- No data available at this section
- NA No data available



Horse/Jockey Name	Brentwood
Final Rank	7
Fastest Section Time (Section)	0:10.51 (1200m)
Top Speed [km/h] (Section)	70.0 (1200m)
Race State	Finished



Doomben QLD Professional
 Race 3: CONGRATULATIONS JOHN SYMONS & SHEILA
 LAXON No Metro Wins Handicap - 1350m

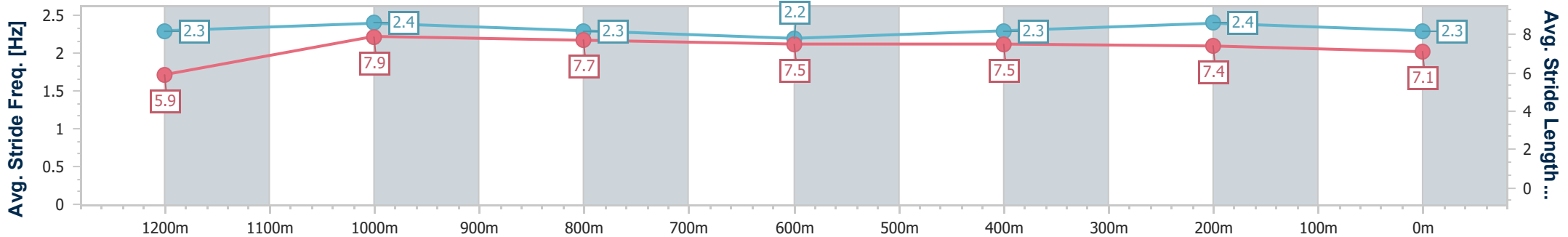
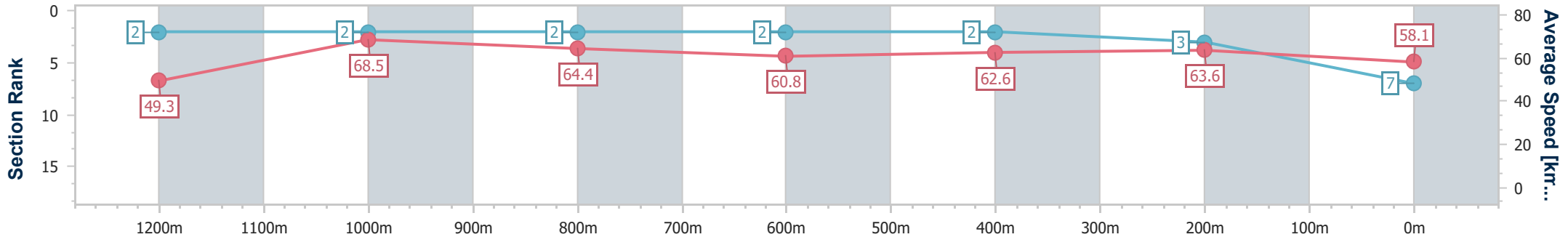
09 November 2024 - 13:23

Track Rating: Good 4, Weather: Fine, Rail Position: +2.5m Entire



BRISBANE
 RACING CLUB

Section	Overall	1200m	1000m	800m	600m	400m	200m
Section Times	1:19.88 [7] (0:10.95)	1:08.93 [2] (0:10.51)	0:58.42 [2] (0:11.28)	0:47.14 [2] (0:11.95)	0:35.19 [2] (0:11.51)	0:23.68 [2] (0:11.30)	0:12.38 [3] (0:12.38)
Average Speed [km/h]	49.3	68.5	64.4	60.8	62.6	63.6	58.1
Top Speed [km/h]	69.8	70.0	67.5	61.6	63.8	65.1	62.3
Avg. Dist. to Rail [m]	8.2	2.6	2.3	1.6	0.5	0.3	0.5
Avg. Stride Freq. [Hz]	2.3	2.4	2.3	2.2	2.3	2.4	2.3
Avg. Stride Length [m]	5.9	7.9	7.7	7.5	7.5	7.4	7.1



- [] Ranking at each section and finish
- .-.- No data available at this section
- NA No data available



Horse/Jockey Name	Schmoozier
Final Rank	8
Fastest Section Time (Section)	0:11.06 (1200m)
Top Speed [km/h] (Section)	66.4 (1200m)
Race State	Finished



Doomben QLD Professional
 Race 3: CONGRATULATIONS JOHN SYMONS & SHEILA
 LAXON No Metro Wins Handicap - 1350m

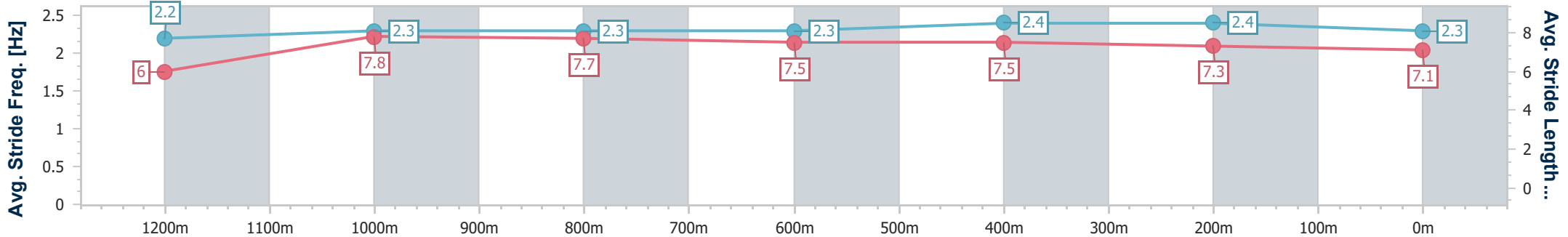
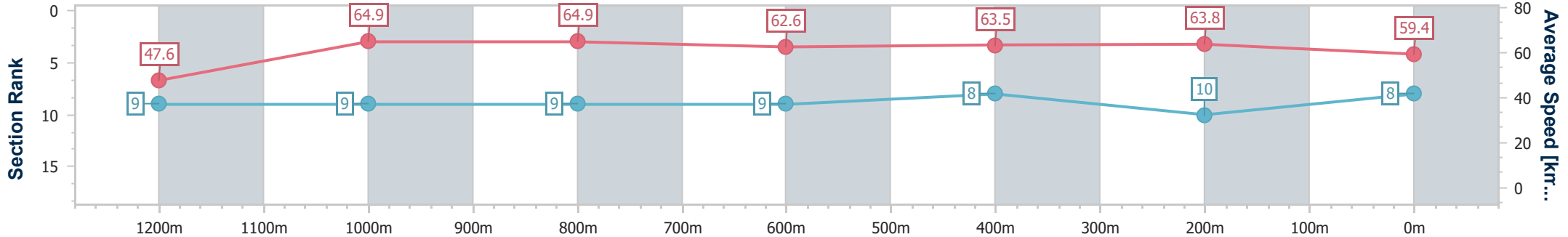
09 November 2024 - 13:23

Track Rating: Good 4, Weather: Fine, Rail Position: +2.5m Entire



BRISBANE
RACING CLUB

Section	Overall	1200m	1000m	800m	600m	400m	200m
Section Times	1:20.09 [8] (0:11.39)	1:08.70 [9] (0:11.06)	0:57.64 [9] (0:11.12)	0:46.52 [9] (0:11.69)	0:34.83 [9] (0:11.42)	0:23.41 [8] (0:11.31)	0:12.10 [10] (0:12.10)
Average Speed [km/h]	47.6	64.9	64.9	62.6	63.5	63.8	59.4
Top Speed [km/h]	63.1	66.4	66.0	64.8	64.7	65.3	63.8
Avg. Dist. to Rail [m]	9.8	1.8	1.0	2.4	1.3	2.9	5.3
Avg. Stride Freq. [Hz]	2.2	2.3	2.3	2.3	2.4	2.4	2.3
Avg. Stride Length [m]	6.0	7.8	7.7	7.5	7.5	7.3	7.1



- [] Ranking at each section and finish
- .-.- No data available at this section
- NA No data available



Horse/Jockey Name	Groovin' The Moo
Final Rank	9
Fastest Section Time (Section)	0:10.83 (1200m)
Top Speed [km/h] (Section)	68.1 (1200m)
Race State	Finished



Doomben QLD Professional
Race 3: CONGRATULATIONS JOHN SYMONS & SHEILA LAXON No Metro Wins Handicap - 1350m

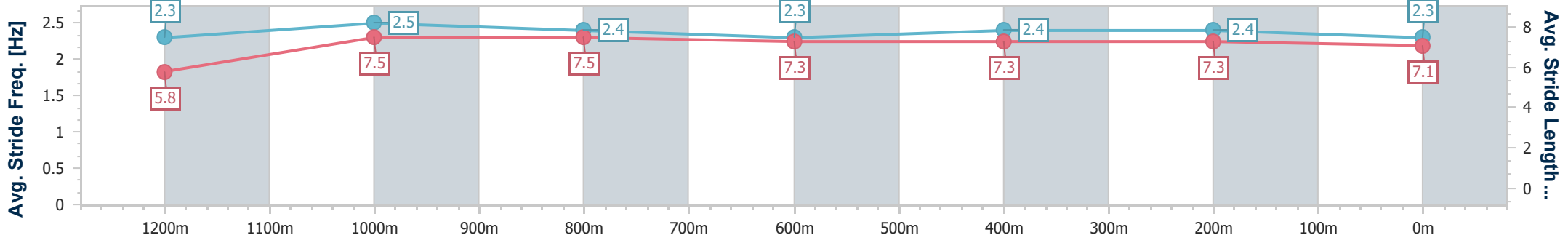
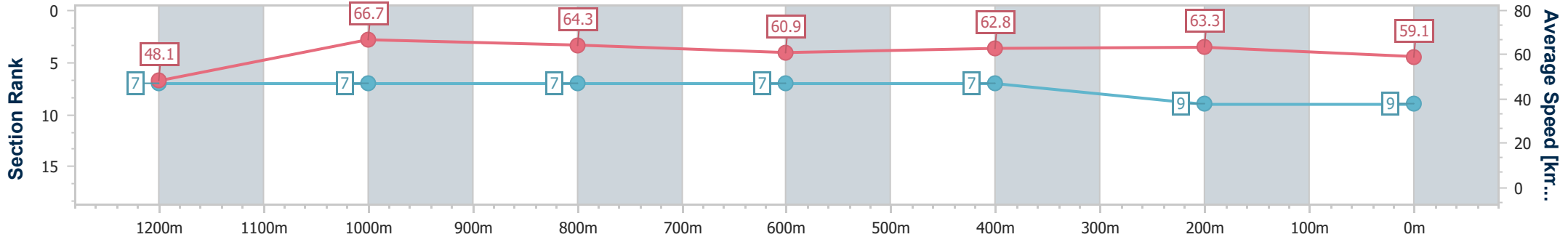
09 November 2024 - 13:23

Track Rating: Good 4, Weather: Fine, Rail Position: +2.5m Entire



BRISBANE
RACING CLUB

Section	Overall	1200m	1000m	800m	600m	400m	200m
Section Times	1:20.14 [9] (0:11.21)	1:08.93 [7] (0:10.83)	0:58.10 [7] (0:11.22)	0:46.88 [7] (0:11.90)	0:34.98 [7] (0:11.45)	0:23.53 [7] (0:11.32)	0:12.21 [9] (0:12.21)
Average Speed [km/h]	48.1	66.7	64.3	60.9	62.8	63.3	59.1
Top Speed [km/h]	64.8	68.1	67.7	62.4	63.6	64.3	62.1
Avg. Dist. to Rail [m]	5.0	2.3	2.2	0.9	0.6	1.0	1.5
Avg. Stride Freq. [Hz]	2.3	2.5	2.4	2.3	2.4	2.4	2.3
Avg. Stride Length [m]	5.8	7.5	7.5	7.3	7.3	7.3	7.1



- [] Ranking at each section and finish
- .-.- No data available at this section
- NA No data available



Horse/Jockey Name	Drialle
Final Rank	10
Fastest Section Time (Section)	0:10.77 (1200m)
Top Speed [km/h] (Section)	68.1 (1200m)
Race State	Finished



Doomben QLD Professional
Race 3: CONGRATULATIONS JOHN SYMONS & SHEILA LAXON No Metro Wins Handicap - 1350m

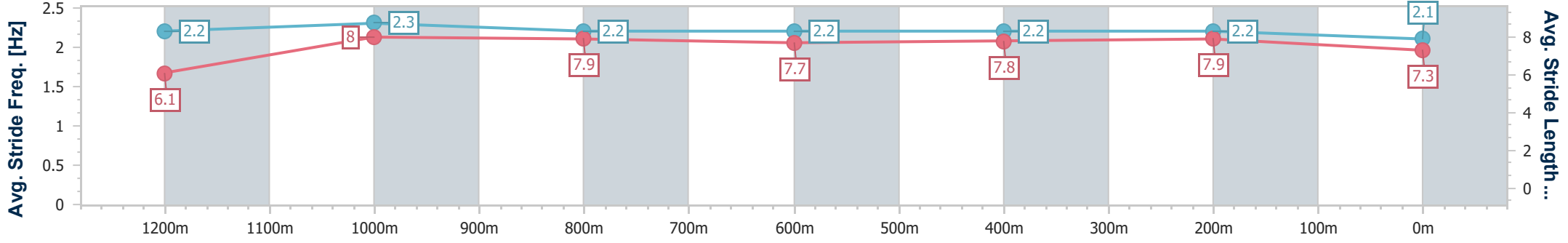
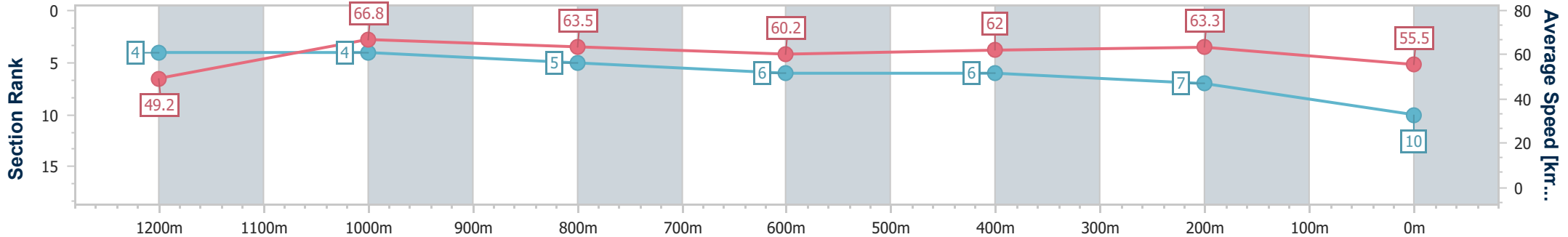
09 November 2024 - 13:23

Track Rating: Good 4, Weather: Fine, Rail Position: +2.5m Entire



BRISBANE
RACING CLUB

Section	Overall	1200m	1000m	800m	600m	400m	200m
Section Times	1:20.83 [10] (0:10.99)	1:09.84 [4] (0:10.77)	0:59.07 [4] (0:11.36)	0:47.71 [5] (0:11.92)	0:35.79 [6] (0:11.51)	0:24.28 [6] (0:11.33)	0:12.95 [7] (0:12.95)
Average Speed [km/h]	49.2	66.8	63.5	60.2	62.0	63.3	55.5
Top Speed [km/h]	65.4	68.1	66.4	61.4	63.3	64.1	60.9
Avg. Dist. to Rail [m]	2.2	1.0	0.5	0.3	1.4	2.5	2.3
Avg. Stride Freq. [Hz]	2.2	2.3	2.2	2.2	2.2	2.2	2.1
Avg. Stride Length [m]	6.1	8.0	7.9	7.7	7.8	7.9	7.3



- [] Ranking at each section and finish
- .-.- No data available at this section
- NA No data available