



Toowoomba QLD Professional

Race 5: ENVISION DISABILITY SERVICE BENCHMARK 70 Handicap - 1625m

09 November 2024 - 20:30



Track Rating: Good 3, Weather: Showers, Rail Position: True

Section		Overall	1400m	1200m	1000m	800m	600m	400m	Last 600m				
Field Times		1:39.46 (0:14.57)	1:24.89 (0:10.92)	1:13.97 (0:11.59)	1:02.38 (0:12.14)	0:50.24 (0:12.23)	0:38.01 (0:12.38)	0:25.63 (0:12.69)	0:38.01				
Rank	TAB Horse/Jockey	Barrier	Top Speed [km/h]	Fastest Section									Distance Travelled [m]
1	8 EXPECTANT Chelsea Baker	7	67.1 1400m	0:10.92 1400m	1:39.46 [1] (0:15.41)	1:24.05 [5] (0:10.92)	1:13.13 [5] (0:11.62)	1:01.51 [5] (0:12.16)	0:49.35 [5] (0:11.84)	0:37.51 [4] (0:12.06)	0:25.45 [3] (0:12.51)	0:37.51	
2	5 PORKY Anthony Allen	2	67.9 1400m	0:10.95 1400m	1:39.49 [2] (0:15.09)	1:24.40 [3] (0:10.95)	1:13.45 [3] (0:11.52)	1:01.93 [3] (0:12.31)	0:49.62 [3] (0:12.03)	0:37.59 [3] (0:12.19)	0:25.40 [4] (0:12.46)	0:37.59	-2
3	4 WOWIT'S WILLYWONKA Liv O'Donnell	5	70.1 1400m	0:10.75 1400m	1:39.77 [3] (0:14.81)	1:24.96 [2] (0:10.75)	1:14.21 [2] (0:11.52)	1:02.69 [1] (0:12.14)	0:50.55 [1] (0:12.28)	0:38.27 [2] (0:12.41)	0:25.86 [2] (0:12.67)	0:38.27	-10
4	1 PICKO ROCKS Shannon Apthorpe	3	66.4 1400m	0:10.98 1400m	1:39.85 [4] (0:15.90)	1:23.95 [6] (0:10.98)	1:12.97 [6] (0:11.44)	1:01.53 [6] (0:12.36)	0:49.17 [6] (0:12.08)	0:37.09 [6] (0:12.24)	0:24.85 [6] (0:12.38)	0:37.09	-4
5	3 NERANO Rob Thorburn	6	70.5 Overall	0:10.92 1400m	1:40.00 [5] (0:14.57)	1:25.43 [1] (0:10.92)	1:14.51 [1] (0:11.64)	1:02.87 [2] (0:12.26)	0:50.61 [2] (0:12.06)	0:38.55 [1] (0:12.38)	0:26.17 [1] (0:12.80)	0:38.55	-3
6	2 TUHINGA Les Tilley	1	67.4 Overall	0:10.94 1400m	1:40.23 [6] (0:15.20)	1:25.03 [4] (0:10.94)	1:14.09 [4] (0:11.58)	1:02.51 [4] (0:12.18)	0:50.33 [4] (0:12.10)	0:38.23 [5] (0:12.19)	0:26.04 [5] (0:12.86)	0:38.23	-11
7	7 SKATER Nozi Tomizawa	4	65.3 1400m	0:11.80 1400m	1:44.30 [7] (0:18.93)	1:25.37 [7] (0:11.80)	1:13.57 [7] (0:12.07)	1:01.50 [7] (0:12.39)	0:49.11 [7] (0:11.88)	0:37.23 [7] (0:11.89)	0:25.34 [7] (0:12.41)	0:37.23	+1

Scratched: Sukhbir (#6)



Toowoomba QLD Professional

Race 5: ENVISION DISABILITY SERVICE BENCHMARK 70 Handicap - 1625m

09 November 2024 - 20:30



Track Rating: Good 3, Weather: Showers, Rail Position: True

Section							200m			Last 600m
Field Times							0:12.94 (0:12.94)			0:38.01
Rank	TAB	Horse/Jockey	Barrier	Top Speed [km/h]	Fastest Section	Margin			Distance Travelled [m]	
1	8	EXPECTANT Chelsea Baker	7	67.1 1400m	0:10.92 1400m	0:12.94 [1] (0:12.94)	1:39.46		0:37.51	
2	5	PORKY Anthony Allen	2	67.9 1400m	0:10.95 1400m	0:12.94 [2] (0:12.94)	0.2L		0:37.59 -2	
3	4	WOWIT'S WILLYWONKA Liv O'Donnell	5	70.1 1400m	0:10.75 1400m	0:13.19 [3] (0:13.19)	1.7L		0:38.27 -10	
4	1	PICKO ROCKS Shannon Apthorpe	3	66.4 1400m	0:10.98 1400m	0:12.47 [6] (0:12.47)	2.1L		0:37.09 -4	
5	3	NERANO Rob Thorburn	6	70.5 Overall	0:10.92 1400m	0:13.37 [4] (0:13.37)	2.9L		0:38.55 -3	
6	2	TUHINGA Les Tilley	1	67.4 Overall	0:10.94 1400m	0:13.18 [5] (0:13.18)	4.2L		0:38.23 -11	
7	7	SKATER Nozi Tomizawa	4	65.3 1400m	0:11.80 1400m	0:12.93 [7] (0:12.93)	28L		0:37.23 +1	

Scratched: Sukhbir (#6)



Horse/Jockey Name	Expectant
Final Rank	1
Fastest Section Time (Section)	0:10.92 (1400m)
Top Speed [km/h] (Section)	67.1 (1400m)
Race State	Finished



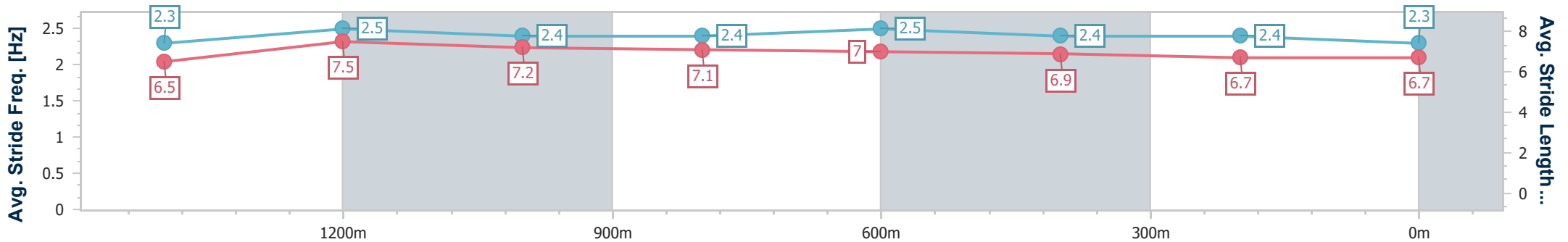
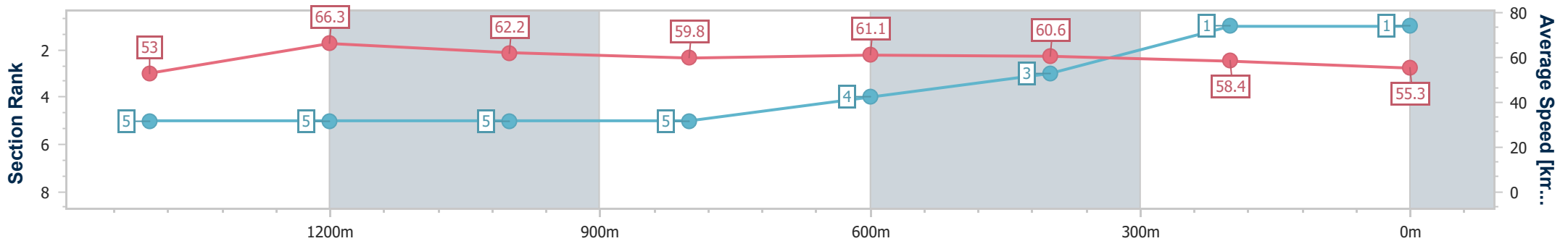
Toowoomba QLD Professional
 Race 5: ENVISION DISABILITY SERVICE BENCHMARK 70
 Handicap - 1625m



09 November 2024 - 20:30

Track Rating: Good 3, Weather: Showers, Rail Position: True

Section	Overall	1400m	1200m	1000m	800m	600m	400m	200m
Section Times	1:39.46 [1] (0:15.41)	1:24.05 [5] (0:10.92)	1:13.13 [5] (0:11.62)	1:01.51 [5] (0:12.16)	0:49.35 [5] (0:11.84)	0:37.51 [4] (0:12.06)	0:25.45 [3] (0:12.51)	0:12.94 [1] (0:12.94)
Average Speed [km/h]	53.0	66.3	62.2	59.8	61.1	60.6	58.4	55.3
Top Speed [km/h]	66.9	67.1	64.8	60.5	62.4	62.6	59.8	58.7
Avg. Dist. to Rail [m]	5.9	1.4	3.8	2.3	2.2	2.6	4.1	4.8
Avg. Stride Freq. [Hz]	2.3	2.5	2.4	2.4	2.5	2.4	2.4	2.3
Avg. Stride Length [m]	6.5	7.5	7.2	7.1	7.0	6.9	6.7	6.7



- [] Ranking at each section and finish
- .-.- No data available at this section
- NA No data available



Horse/Jockey Name	Porky
Final Rank	2
Fastest Section Time (Section)	0:10.95 (1400m)
Top Speed [km/h] (Section)	67.9 (1400m)
Race State	Finished



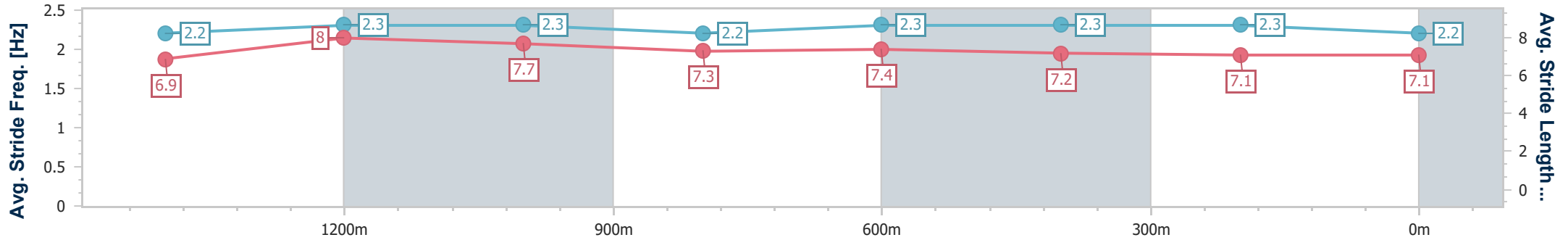
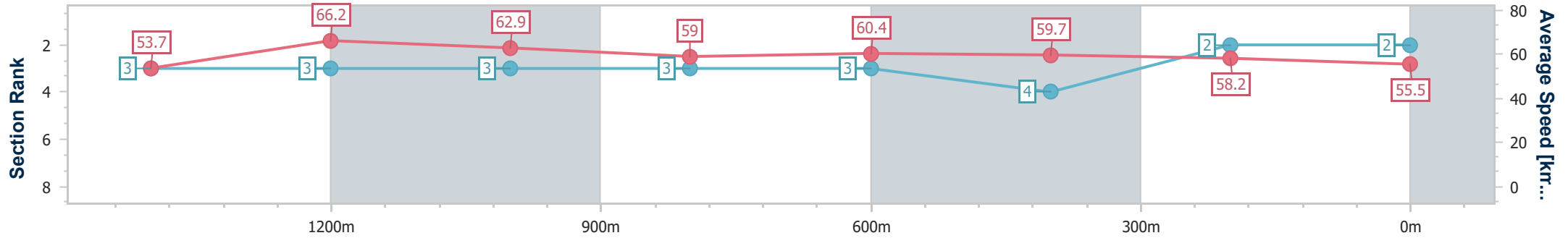
Toowoomba QLD Professional
Race 5: ENVISION DISABILITY SERVICE BENCHMARK 70
Handicap - 1625m



09 November 2024 - 20:30

Track Rating: Good 3, Weather: Showers, Rail Position: True

Section	Overall	1400m	1200m	1000m	800m	600m	400m	200m						
Section Times	1:39.49 [2] (0:15.09)	1:24.40 [3] (0:10.95)	1:13.45 [3] (0:11.52)	1:01.93 [3] (0:12.31)	0:49.62 [3] (0:12.03)	0:37.59 [3] (0:12.19)	0:25.40 [4] (0:12.46)	0:12.94 [2] (0:12.94)						
Average Speed [km/h]	53.7	66.2	62.9	59.0	60.4	59.7	58.2	55.5						
Top Speed [km/h]	67.0	67.9	64.3	60.3	62.1	62.2	59.4	57.5						
Avg. Dist. to Rail [m]	3.8	1.5	3.4	3.1	2.3	2.2	2.0	1.9						
Avg. Stride Freq. [Hz]	2.2	2.3	2.3	2.2	2.3	2.3	2.3	2.2						
Avg. Stride Length [m]	6.9	8.0	7.7	7.3	7.4	7.2	7.1	7.1						



- [] Ranking at each section and finish
- .-.- No data available at this section
- NA No data available



Horse/Jockey Name	Wowit's Willywonka
Final Rank	3
Fastest Section Time (Section)	0:10.75 (1400m)
Top Speed [km/h] (Section)	70.1 (1400m)
Race State	Finished



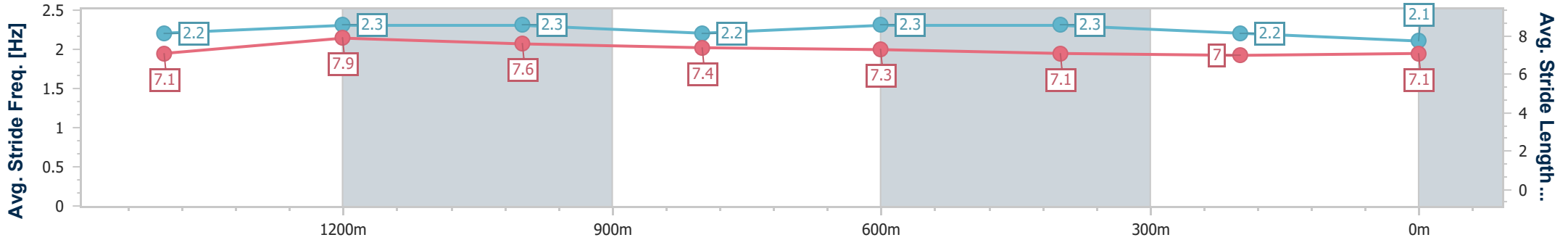
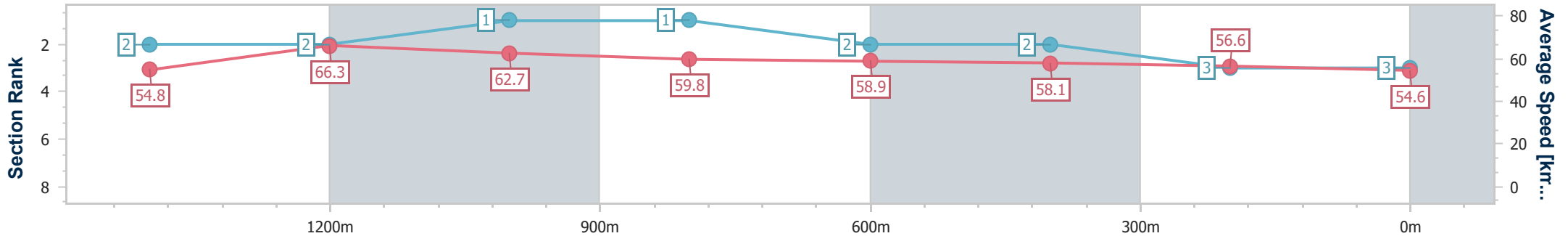
Toowoomba QLD Professional
Race 5: ENVISION DISABILITY SERVICE BENCHMARK 70
Handicap - 1625m



09 November 2024 - 20:30

Track Rating: Good 3, Weather: Showers, Rail Position: True

Section	Overall	1400m	1200m	1000m	800m	600m	400m	200m
Section Times	1:39.77 [3] (0:14.81)	1:24.96 [2] (0:10.75)	1:14.21 [2] (0:11.52)	1:02.69 [1] (0:12.14)	0:50.55 [1] (0:12.28)	0:38.27 [2] (0:12.41)	0:25.86 [2] (0:12.67)	0:13.19 [3] (0:13.19)
Average Speed [km/h]	54.8	66.3	62.7	59.8	58.9	58.1	56.6	54.6
Top Speed [km/h]	69.4	70.1	63.3	61.2	59.8	59.0	57.8	55.6
Avg. Dist. to Rail [m]	4.9	1.9	1.7	2.4	2.3	0.7	0.7	0.5
Avg. Stride Freq. [Hz]	2.2	2.3	2.3	2.2	2.3	2.3	2.2	2.1
Avg. Stride Length [m]	7.1	7.9	7.6	7.4	7.3	7.1	7.0	7.1



- [] Ranking at each section and finish
- .-.-.- No data available at this section
- NA No data available



Horse/Jockey Name	Picko Rocks
Final Rank	4
Fastest Section Time (Section)	0:10.98 (1400m)
Top Speed [km/h] (Section)	66.4 (1400m)
Race State	Finished



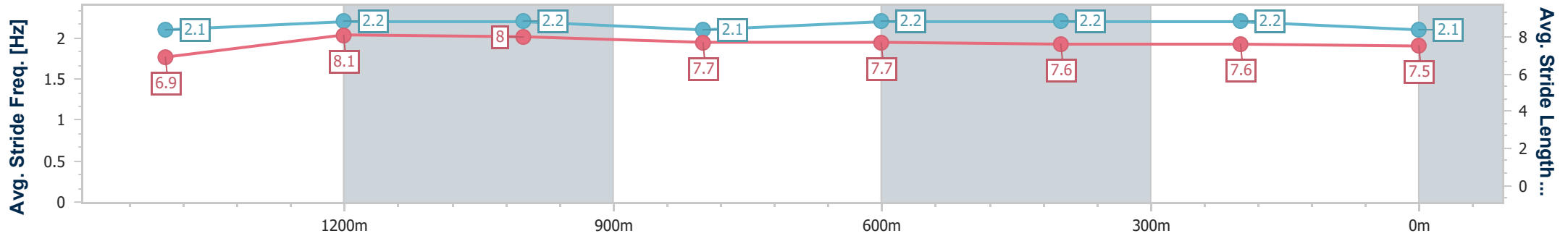
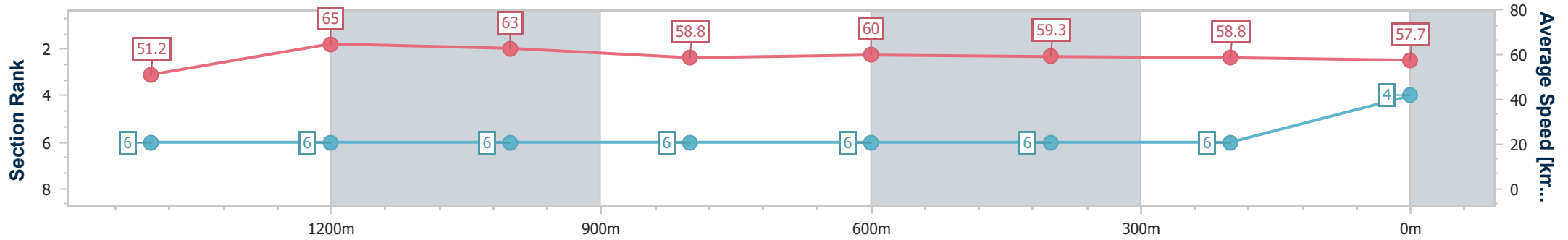
Toowoomba QLD Professional
Race 5: ENVISION DISABILITY SERVICE BENCHMARK 70
Handicap - 1625m



09 November 2024 - 20:30

Track Rating: Good 3, Weather: Showers, Rail Position: True

Section	Overall	1400m	1200m	1000m	800m	600m	400m	200m					
Section Times	1:39.85 [4] (0:15.90)	1:23.95 [6] (0:10.98)	1:12.97 [6] (0:11.44)	1:01.53 [6] (0:12.36)	0:49.17 [6] (0:12.08)	0:37.09 [6] (0:12.24)	0:24.85 [6] (0:12.38)	0:12.47 [6] (0:12.47)					
Average Speed [km/h]	51.2	65.0	63.0	58.8	60.0	59.3	58.8	57.7					
Top Speed [km/h]	66.2	66.4	65.2	60.0	60.8	60.6	59.3	58.6					
Avg. Dist. to Rail [m]	5.3	1.6	1.6	2.9	2.5	1.6	3.2	7.6					
Avg. Stride Freq. [Hz]	2.1	2.2	2.2	2.1	2.2	2.2	2.2	2.1					
Avg. Stride Length [m]	6.9	8.1	8.0	7.7	7.7	7.6	7.6	7.5					



- [] Ranking at each section and finish
- .-.- No data available at this section
- NA No data available



Horse/Jockey Name	Nerano
Final Rank	5
Fastest Section Time (Section)	0:10.92 (1400m)
Top Speed [km/h] (Section)	70.5 (Overall)
Race State	Finished



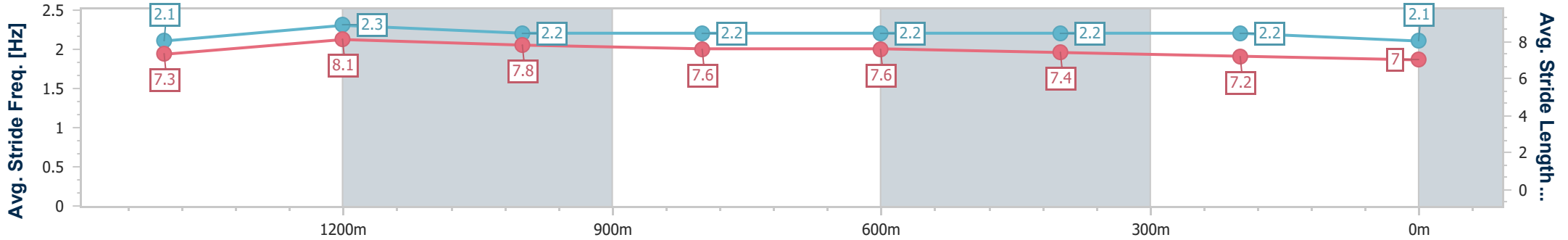
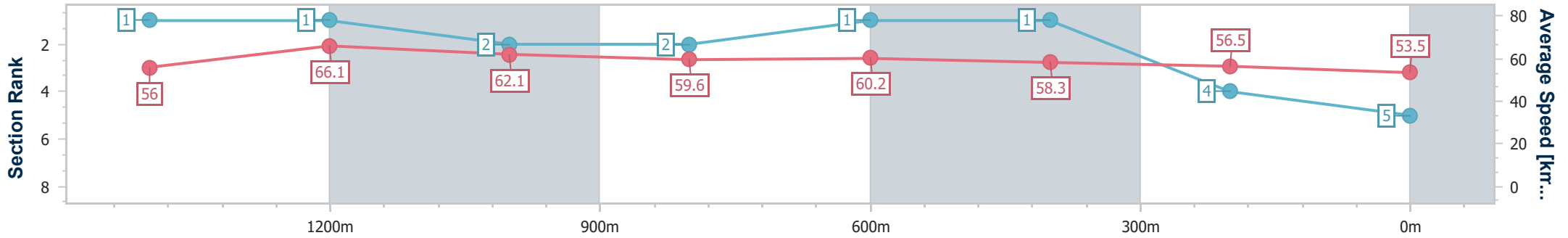
Toowoomba QLD Professional
Race 5: ENVISION DISABILITY SERVICE BENCHMARK 70
Handicap - 1625m



09 November 2024 - 20:30

Track Rating: Good 3, Weather: Showers, Rail Position: True

Section	Overall	1400m	1200m	1000m	800m	600m	400m	200m
Section Times	1:40.00 [5] (0:14.57)	1:25.43 [1] (0:10.92)	1:14.51 [1] (0:11.64)	1:02.87 [2] (0:12.26)	0:50.61 [2] (0:12.06)	0:38.55 [1] (0:12.38)	0:26.17 [1] (0:12.80)	0:13.37 [4] (0:13.37)
Average Speed [km/h]	56.0	66.1	62.1	59.6	60.2	58.3	56.5	53.5
Top Speed [km/h]	70.5	69.5	63.9	60.2	61.3	60.3	57.4	55.2
Avg. Dist. to Rail [m]	6.3	1.2	3.4	3.5	2.1	0.5	0.9	1.8
Avg. Stride Freq. [Hz]	2.1	2.3	2.2	2.2	2.2	2.2	2.2	2.1
Avg. Stride Length [m]	7.3	8.1	7.8	7.6	7.6	7.4	7.2	7.0



- [] Ranking at each section and finish
- .-.- No data available at this section
- NA No data available



Horse/Jockey Name	Tuhinga
Final Rank	6
Fastest Section Time (Section)	0:10.94 (1400m)
Top Speed [km/h] (Section)	67.4 (Overall)
Race State	Finished



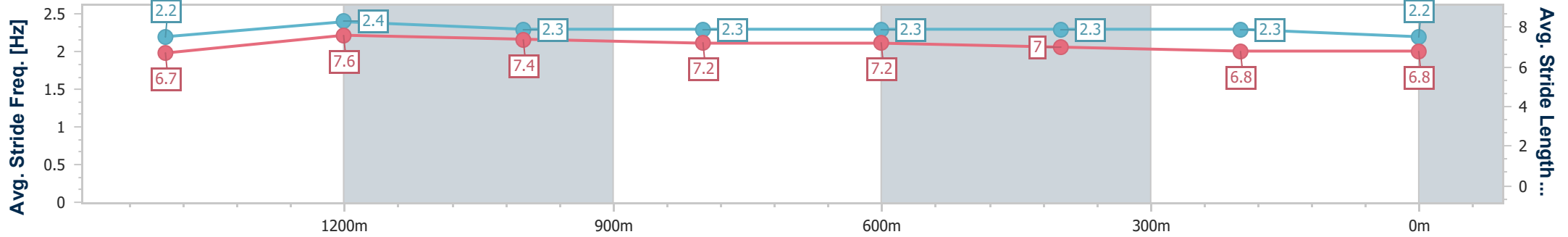
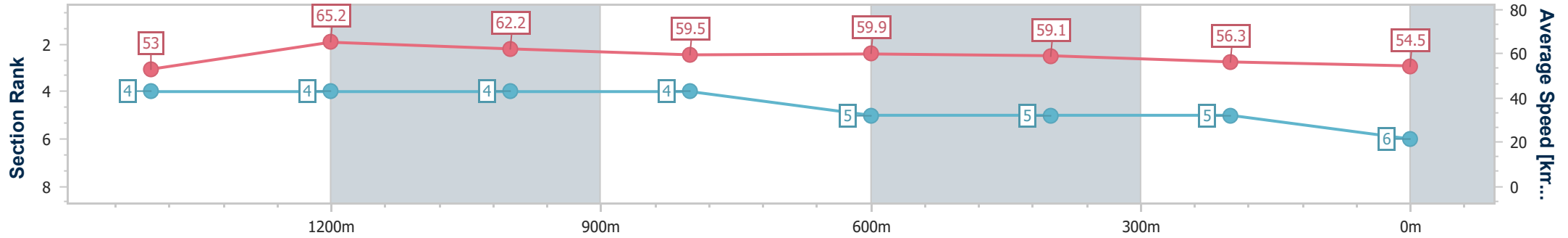
Toowoomba QLD Professional
 Race 5: ENVISION DISABILITY SERVICE BENCHMARK 70
 Handicap - 1625m



09 November 2024 - 20:30

Track Rating: Good 3, Weather: Showers, Rail Position: True

Section	Overall	1400m	1200m	1000m	800m	600m	400m	200m
Section Times	1:40.23 [6] (0:15.20)	1:25.03 [4] (0:10.94)	1:14.09 [4] (0:11.58)	1:02.51 [4] (0:12.18)	0:50.33 [4] (0:12.10)	0:38.23 [5] (0:12.19)	0:26.04 [5] (0:12.86)	0:13.18 [5] (0:13.18)
Average Speed [km/h]	53.0	65.2	62.2	59.5	59.9	59.1	56.3	54.5
Top Speed [km/h]	67.4	66.5	64.0	60.8	60.4	61.5	57.5	55.8
Avg. Dist. to Rail [m]	3.3	1.8	1.3	1.4	1.6	0.3	2.3	4.3
Avg. Stride Freq. [Hz]	2.2	2.4	2.3	2.3	2.3	2.3	2.3	2.2
Avg. Stride Length [m]	6.7	7.6	7.4	7.2	7.2	7.0	6.8	6.8



- [] Ranking at each section and finish
- .-.- No data available at this section
- NA No data available



Horse/Jockey Name	Skater
Final Rank	7
Fastest Section Time (Section)	0:11.80 (1400m)
Top Speed [km/h] (Section)	65.3 (1400m)
Race State	Finished



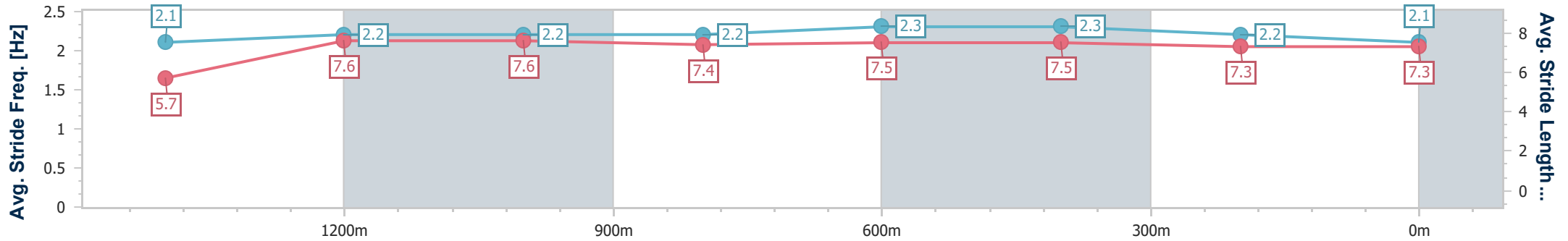
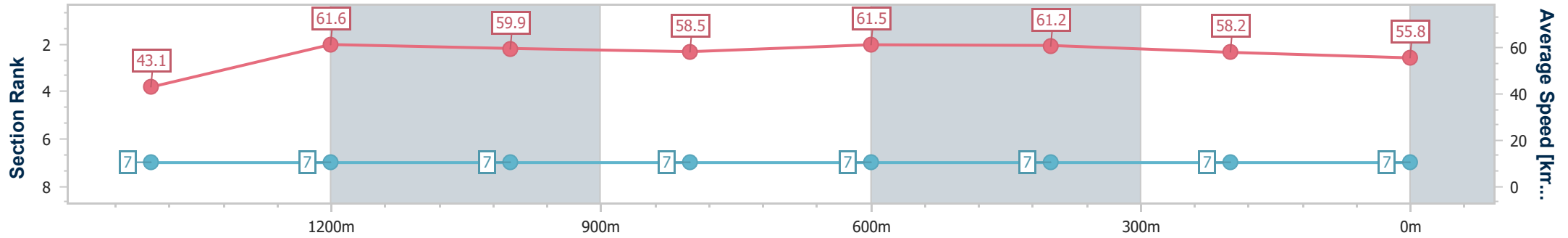
Toowoomba QLD Professional
Race 5: ENVISION DISABILITY SERVICE BENCHMARK 70
Handicap - 1625m



09 November 2024 - 20:30

Track Rating: Good 3, Weather: Showers, Rail Position: True

Section	Overall	1400m	1200m	1000m	800m	600m	400m	200m					
Section Times	1:44.30 [7] (0:18.93)	1:25.37 [7] (0:11.80)	1:13.57 [7] (0:12.07)	1:01.50 [7] (0:12.39)	0:49.11 [7] (0:11.88)	0:37.23 [7] (0:11.89)	0:25.34 [7] (0:12.41)	0:12.93 [7] (0:12.93)					
Average Speed [km/h]	43.1	61.6	59.9	58.5	61.5	61.2	58.2	55.8					
Top Speed [km/h]	65.2	65.3	60.9	59.7	62.6	62.2	60.3	57.6					
Avg. Dist. to Rail [m]	6.8	1.7	3.5	3.0	3.4	2.1	0.6	0.2					
Avg. Stride Freq. [Hz]	2.1	2.2	2.2	2.2	2.3	2.3	2.2	2.1					
Avg. Stride Length [m]	5.7	7.6	7.6	7.4	7.5	7.5	7.3	7.3					



- [] Ranking at each section and finish
- .-.- No data available at this section
- NA No data available