



Sunshine Coast QLD Professional

Race 2: TAB Maiden Plate - 1000m

10 November 2024 - 13:16



Track Rating: Good 4, Weather: Overcast, Rail Position: +8m Entire

Section											Last 600m	
Field Times		Overall	800m	600m	400m	200m						
		0:57.63 (0:13.11)	0:44.52 (0:10.67)	0:33.85 (0:10.97)	0:22.88 (0:11.08)	0:11.80 (0:11.80)						0:33.85
Rank	TAB	Horse/Jockey	Barrier	Top Speed [km/h]	Fastest Section	Overall	800m	600m	400m	200m	Margin	Distance Travelled [m]
1	2	MERCIAN	7	68.5	0:10.69	0:57.63 [1]	0:44.38 [3]	0:33.69 [3]	0:22.73 [3]	0:11.80 [1]	0:57.63	0:33.69
		Boris Thornton		Overall	800m	(0:13.25)	(0:10.69)	(0:10.96)	(0:10.93)	(0:11.80)		
2	11	STRIKE THE HEART	9	69.1	0:10.70	0:57.67 [2]	0:44.56 [1]	0:33.86 [2]	0:22.92 [1]	0:11.80 [2]	0.2L	0:33.86 +1
		Rob Thorburn		800m	800m	(0:13.11)	(0:10.70)	(0:10.94)	(0:11.12)	(0:11.80)		
3	6	ICED CHOCOLATE	1	68.4	0:10.73	0:57.67 [3]	0:44.37 [4]	0:33.64 [4]	0:22.73 [4]	0:11.78 [3]	0.3L	0:33.64 +1
		Angela Jones		800m	800m	(0:13.30)	(0:10.73)	(0:10.91)	(0:10.95)	(0:11.78)		
4	3	MIDNIGHT MADNESS	5	69.1	0:10.82	0:57.84 [4]	0:44.20 [7]	0:33.38 [8]	0:22.53 [7]	0:11.68 [4]	1.3L	0:33.38 +3
		Micheal Hellyer		Overall	800m	(0:13.64)	(0:10.82)	(0:10.85)	(0:10.85)	(0:11.68)		
5	8	MODISTE	8	68.5	0:10.88	0:57.86 [5]	0:44.49 [5]	0:33.59 [6]	0:22.71 [5]	0:11.68 [5]	1.4L	0:33.59 +2
		Cejay Graham		800m	600m	(0:13.37)	(0:10.90)	(0:10.88)	(0:11.03)	(0:11.68)		
6	9	MY MISCHKA	2	68.3	0:10.77	0:58.38 [6]	0:44.92 [6]	0:34.15 [5]	0:23.10 [6]	0:11.98 [7]	4.4L	0:34.15 +0
		Casey Waddell		Overall	800m	(0:13.46)	(0:10.77)	(0:11.05)	(0:11.12)	(0:11.98)		
7	10	MY SPIRIT	4	68.9	0:10.85	0:58.42 [7]	0:44.78 [8]	0:33.93 [9]	0:22.80 [9]	0:11.82 [9]	4.6L	0:33.93 +2
		Samantha Collett		800m	800m	(0:13.64)	(0:10.85)	(0:11.13)	(0:10.98)	(0:11.82)		
8	4	TYSON'S FURY	6	69.1	0:10.78	0:58.96 [8]	0:45.29 [9]	0:34.51 [7]	0:23.57 [8]	0:12.41 [8]	7.6L	0:34.51 +2
		Corey Sutherland		800m	800m	(0:13.67)	(0:10.78)	(0:10.94)	(0:11.16)	(0:12.41)		
9	5	HALF MOON ROO	3	69.6	0:10.65	0:59.06 [9]	0:45.93 [2]	0:35.28 [1]	0:24.22 [2]	0:12.75 [6]	8L	0:35.28 +1
		Nathan Thomas		800m	800m	(0:13.13)	(0:10.65)	(0:11.06)	(0:11.47)	(0:12.75)		
10	1	EXO EIGHT	10	67.0	0:11.04	0:59.41 [10]	0:45.55 [10]	0:34.51 [10]	0:23.40 [10]	0:12.33 [10]	10L	0:34.51 -1
		Zac Sprie		800m	800m	(0:13.86)	(0:11.04)	(0:11.11)	(0:11.07)	(0:12.33)		

Scratched: Late Night Talking (#7)

[] Ranking at each section and finish
 -:-:- No data available at this section
 NA No data available

SCN Saddle cloth number
 DNF Did not finish
 DNT Did not track



Horse/Jockey Name	Mercian
Final Rank	1
Fastest Section Time (Section)	0:10.69 (800m)
Top Speed [km/h] (Section)	68.5 (Overall)
Race State	Finished



Sunshine Coast QLD Professional

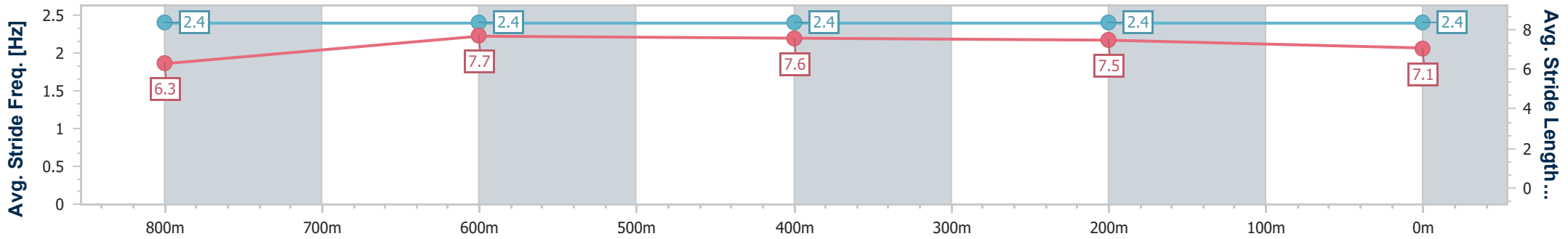
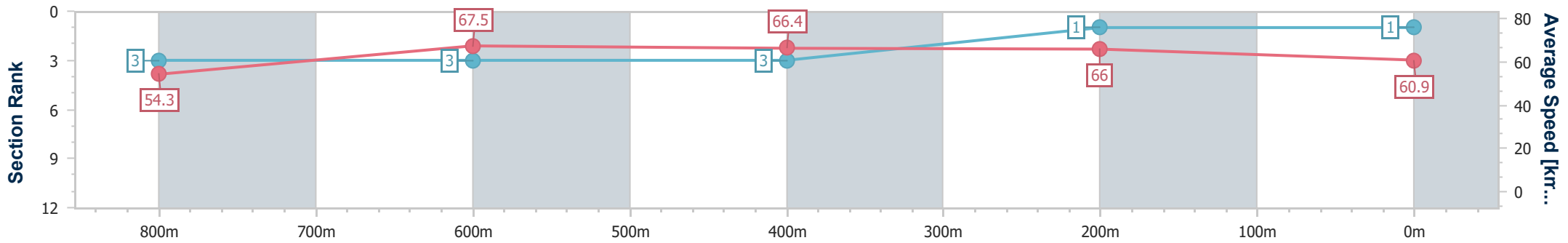
Race 2: TAB Maiden Plate - 1000m

10 November 2024 - 13:16



Track Rating: Good 4, Weather: Overcast, Rail Position: +8m Entire

Section	Overall	800m	600m	400m	200m
Section Times	0:57.63 [1] (0:13.25)	0:44.38 [3] (0:10.69)	0:33.69 [3] (0:10.96)	0:22.73 [3] (0:10.93)	0:11.80 [1] (0:11.80)
Average Speed [km/h]	54.3	67.5	66.4	66.0	60.9
Top Speed [km/h]	68.5	68.5	67.9	66.8	64.1
Avg. Dist. to Rail [m]	4.0	0.6	1.9	5.8	8.3
Avg. Stride Freq. [Hz]	2.4	2.4	2.4	2.4	2.4
Avg. Stride Length [m]	6.3	7.7	7.6	7.5	7.1



- [] Ranking at each section and finish
- .-.- No data available at this section
- NA No data available



Horse/Jockey Name	Strike The Heart
Final Rank	2
Fastest Section Time (Section)	0:10.70 (800m)
Top Speed [km/h] (Section)	69.1 (800m)
Race State	Finished



Sunshine Coast QLD Professional

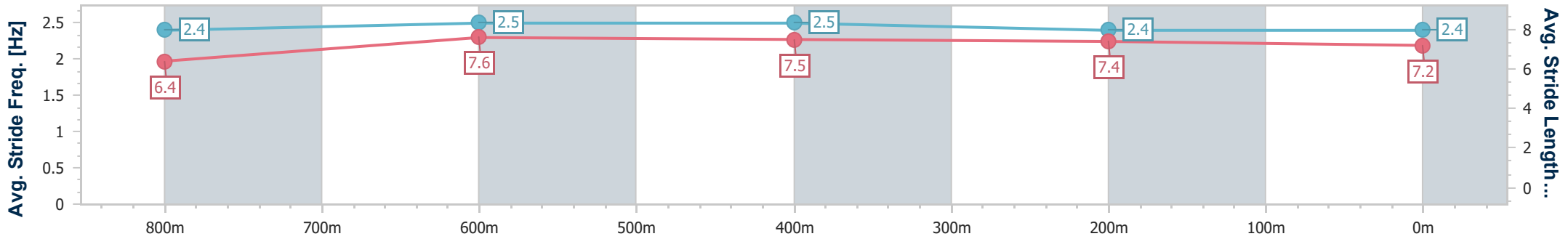
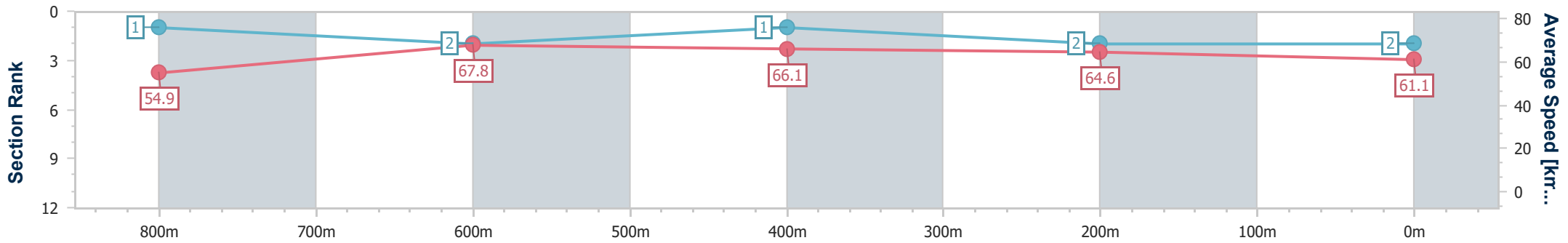
Race 2: TAB Maiden Plate - 1000m

10 November 2024 - 13:16



Track Rating: Good 4, Weather: Overcast, Rail Position: +8m Entire

Section	Overall	800m	600m	400m	200m
Section Times	0:57.67 [2] (0:13.11)	0:44.56 [1] (0:10.70)	0:33.86 [2] (0:10.94)	0:22.92 [1] (0:11.12)	0:11.80 [2] (0:11.80)
Average Speed [km/h]	54.9	67.8	66.1	64.6	61.1
Top Speed [km/h]	69.0	69.1	67.0	66.8	64.1
Avg. Dist. to Rail [m]	8.5	2.6	0.7	2.7	4.5
Avg. Stride Freq. [Hz]	2.4	2.5	2.5	2.4	2.4
Avg. Stride Length [m]	6.4	7.6	7.5	7.4	7.2



- [] Ranking at each section and finish
- .-.- No data available at this section
- NA No data available



Horse/Jockey Name	Iced Chocolate
Final Rank	3
Fastest Section Time (Section)	0:10.73 (800m)
Top Speed [km/h] (Section)	68.4 (800m)
Race State	Finished



Sunshine Coast QLD Professional

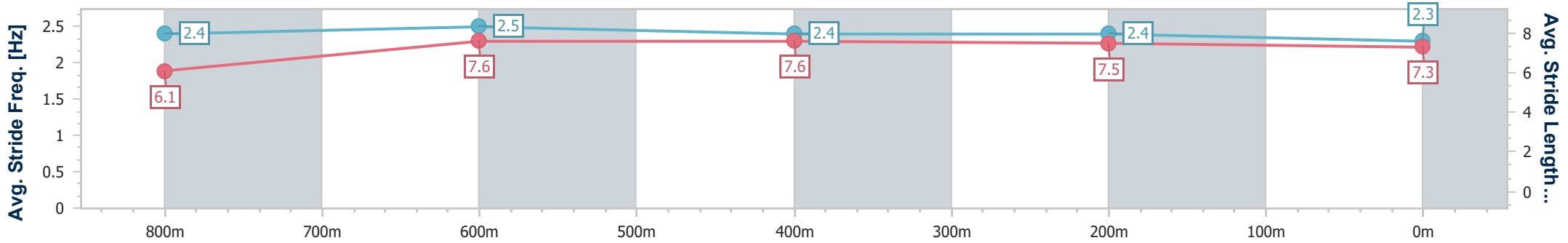
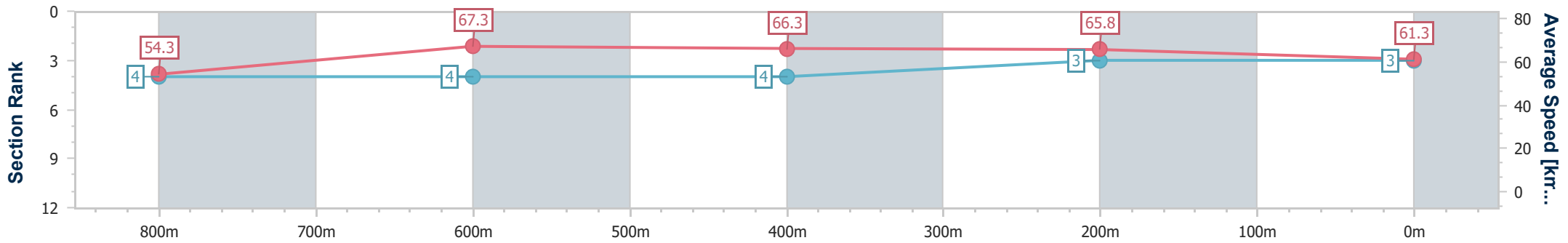
Race 2: TAB Maiden Plate - 1000m

10 November 2024 - 13:16



Track Rating: Good 4, Weather: Overcast, Rail Position: +8m Entire

Section	Overall	800m	600m	400m	200m
Section Times	0:57.67 [3] (0:13.30)	0:44.37 [4] (0:10.73)	0:33.64 [4] (0:10.91)	0:22.73 [4] (0:10.95)	0:11.78 [3] (0:11.78)
Average Speed [km/h]	54.3	67.3	66.3	65.8	61.3
Top Speed [km/h]	67.8	68.4	68.1	67.1	64.3
Avg. Dist. to Rail [m]	2.0	1.5	0.7	1.6	1.2
Avg. Stride Freq. [Hz]	2.4	2.5	2.4	2.4	2.3
Avg. Stride Length [m]	6.1	7.6	7.6	7.5	7.3



- [] Ranking at each section and finish
- .-.- No data available at this section
- NA No data available



Horse/Jockey Name	Midnight Madness
Final Rank	4
Fastest Section Time (Section)	0:10.82 (800m)
Top Speed [km/h] (Section)	69.1 (Overall)
Race State	Finished



Sunshine Coast QLD Professional

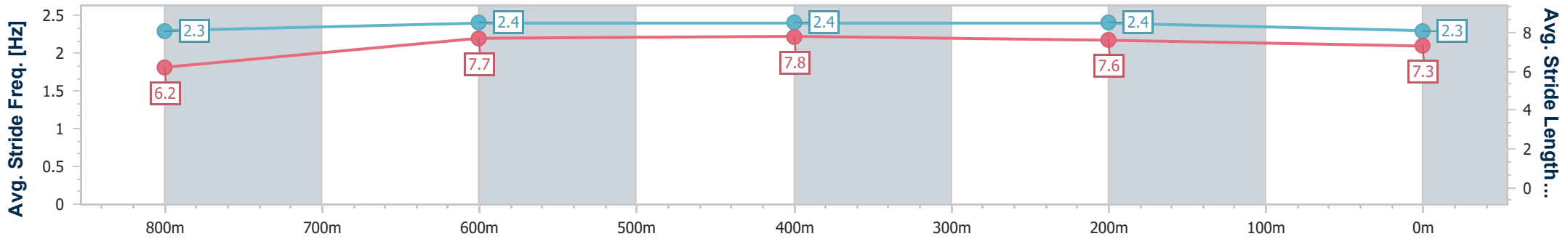
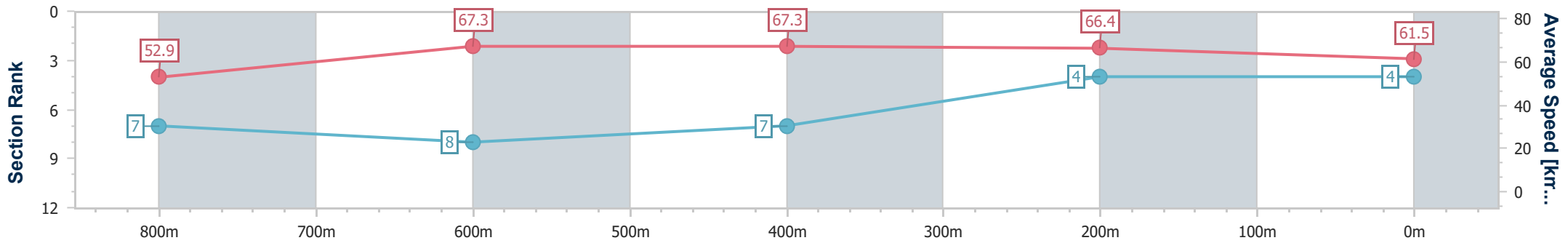
Race 2: TAB Maiden Plate - 1000m

10 November 2024 - 13:16



Track Rating: Good 4, Weather: Overcast, Rail Position: +8m Entire

Section	Overall	800m	600m	400m	200m
Section Times	0:57.84 [4] (0:13.64)	0:44.20 [7] (0:10.82)	0:33.38 [8] (0:10.85)	0:22.53 [7] (0:10.85)	0:11.68 [4] (0:11.68)
Average Speed [km/h]	52.9	67.3	67.3	66.4	61.5
Top Speed [km/h]	69.1	68.6	67.8	67.7	65.2
Avg. Dist. to Rail [m]	4.2	3.1	2.3	4.8	4.3
Avg. Stride Freq. [Hz]	2.3	2.4	2.4	2.4	2.3
Avg. Stride Length [m]	6.2	7.7	7.8	7.6	7.3



- [] Ranking at each section and finish
- .-.- No data available at this section
- NA No data available



Horse/Jockey Name	Modiste
Final Rank	5
Fastest Section Time (Section)	0:10.88 (600m)
Top Speed [km/h] (Section)	68.5 (800m)
Race State	Finished



Sunshine Coast QLD Professional

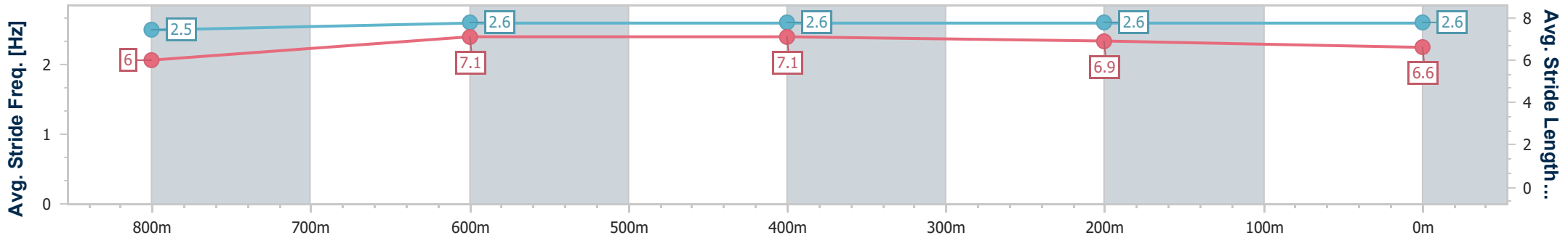
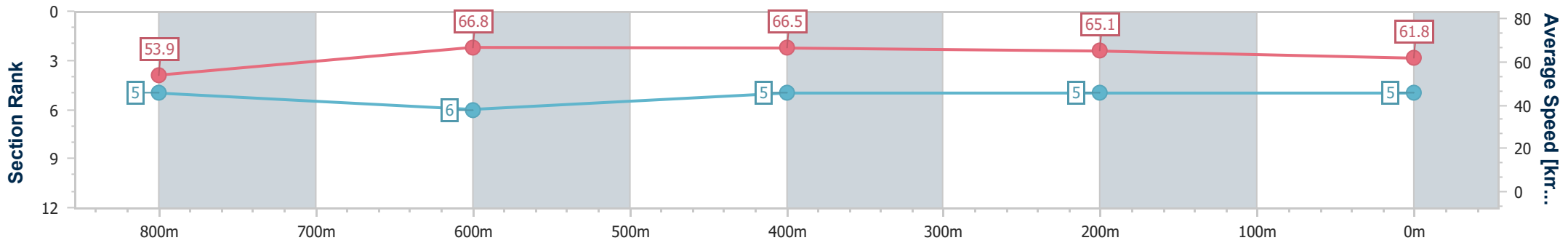
Race 2: TAB Maiden Plate - 1000m

10 November 2024 - 13:16



Track Rating: Good 4, Weather: Overcast, Rail Position: +8m Entire

Section	Overall	800m	600m	400m	200m
Section Times	0:57.86 [5] (0:13.37)	0:44.49 [5] (0:10.90)	0:33.59 [6] (0:10.88)	0:22.71 [5] (0:11.03)	0:11.68 [5] (0:11.68)
Average Speed [km/h]	53.9	66.8	66.5	65.1	61.8
Top Speed [km/h]	68.1	68.5	67.9	65.8	64.4
Avg. Dist. to Rail [m]	6.7	2.4	1.3	3.5	2.6
Avg. Stride Freq. [Hz]	2.5	2.6	2.6	2.6	2.6
Avg. Stride Length [m]	6.0	7.1	7.1	6.9	6.6



- [] Ranking at each section and finish
- .-.- No data available at this section
- NA No data available



Horse/Jockey Name	My Mischka
Final Rank	6
Fastest Section Time (Section)	0:10.77 (800m)
Top Speed [km/h] (Section)	68.3 (Overall)
Race State	Finished



Sunshine Coast QLD Professional

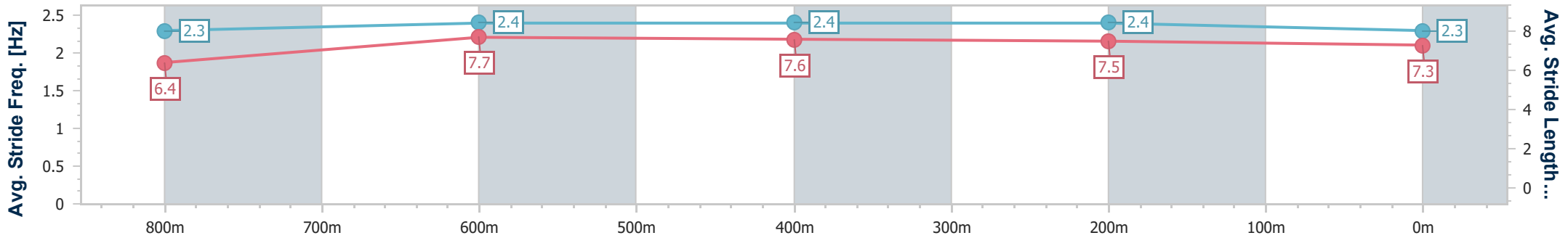
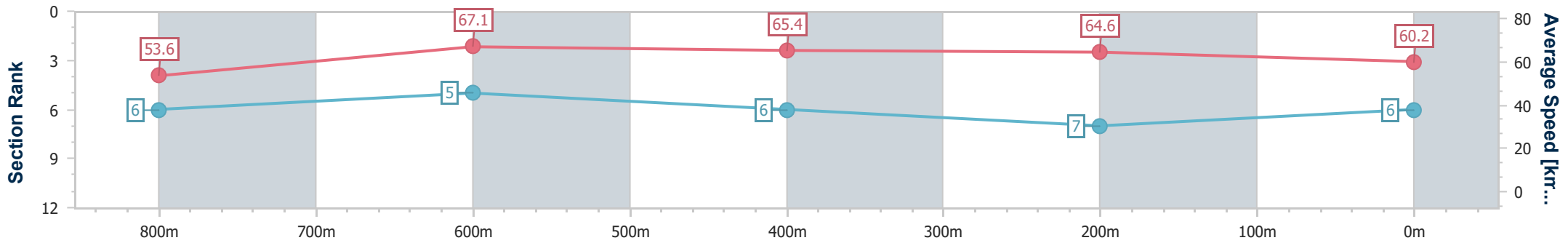
Race 2: TAB Maiden Plate - 1000m

10 November 2024 - 13:16



Track Rating: Good 4, Weather: Overcast, Rail Position: +8m Entire

Section	Overall	800m	600m	400m	200m
Section Times	0:58.38 [6] (0:13.46)	0:44.92 [6] (0:10.77)	0:34.15 [5] (0:11.05)	0:23.10 [6] (0:11.12)	0:11.98 [7] (0:11.98)
Average Speed [km/h]	53.6	67.1	65.4	64.6	60.2
Top Speed [km/h]	68.3	68.2	67.2	65.4	62.7
Avg. Dist. to Rail [m]	2.1	1.3	0.4	2.2	4.2
Avg. Stride Freq. [Hz]	2.3	2.4	2.4	2.4	2.3
Avg. Stride Length [m]	6.4	7.7	7.6	7.5	7.3



- [] Ranking at each section and finish
- .-.- No data available at this section
- NA No data available



Horse/Jockey Name	My Spirit
Final Rank	7
Fastest Section Time (Section)	0:10.85 (800m)
Top Speed [km/h] (Section)	68.9 (800m)
Race State	Finished



Sunshine Coast QLD Professional

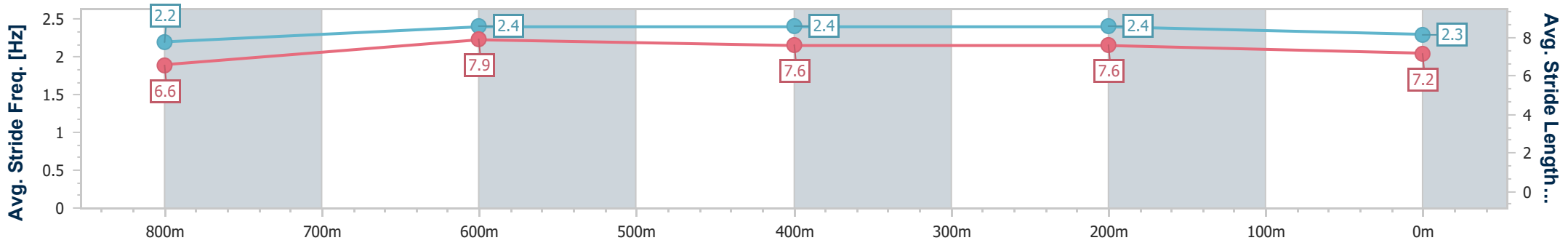
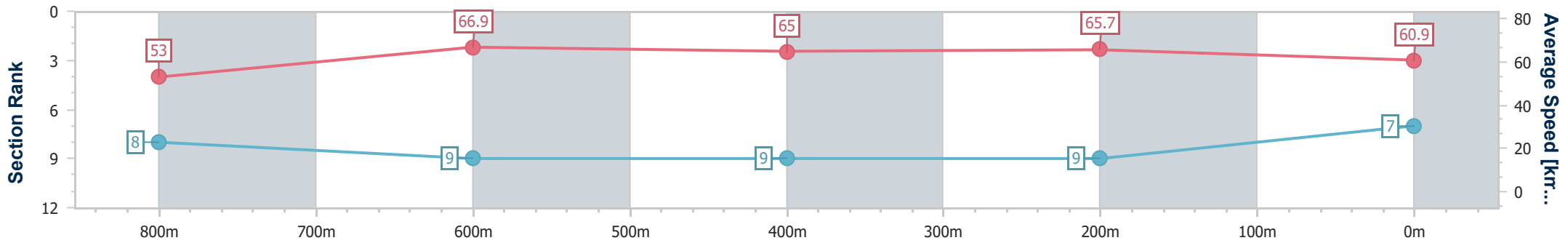
Race 2: TAB Maiden Plate - 1000m

10 November 2024 - 13:16



Track Rating: Good 4, Weather: Overcast, Rail Position: +8m Entire

Section	Overall	800m	600m	400m	200m
Section Times	0:58.42 [7] (0:13.64)	0:44.78 [8] (0:10.85)	0:33.93 [9] (0:11.13)	0:22.80 [9] (0:10.98)	0:11.82 [9] (0:11.82)
Average Speed [km/h]	53.0	66.9	65.0	65.7	60.9
Top Speed [km/h]	68.9	68.9	67.7	66.3	64.3
Avg. Dist. to Rail [m]	2.6	2.0	1.2	3.5	5.8
Avg. Stride Freq. [Hz]	2.2	2.4	2.4	2.4	2.3
Avg. Stride Length [m]	6.6	7.9	7.6	7.6	7.2



- [] Ranking at each section and finish
- .-.- No data available at this section
- NA No data available



Horse/Jockey Name	Tyson's Fury
Final Rank	8
Fastest Section Time (Section)	0:10.78 (800m)
Top Speed [km/h] (Section)	69.1 (800m)
Race State	Finished



Sunshine Coast QLD Professional

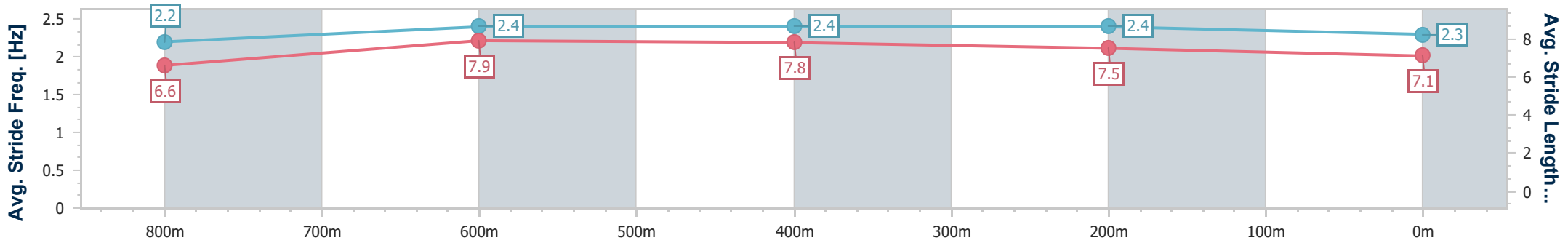
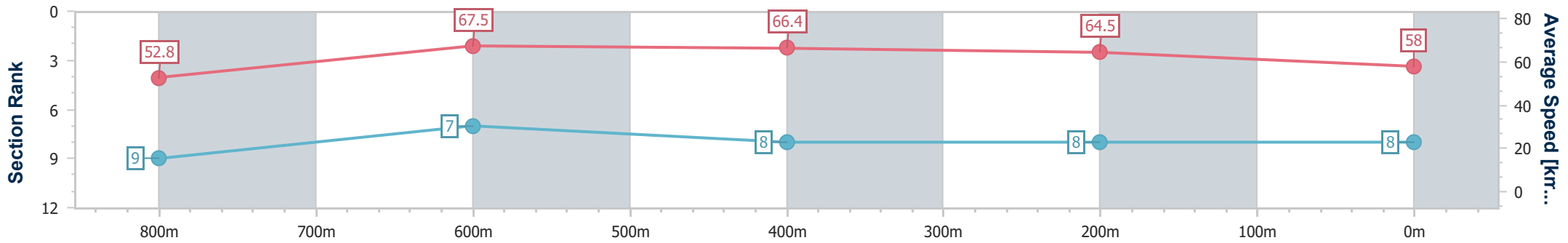
Race 2: TAB Maiden Plate - 1000m

10 November 2024 - 13:16



Track Rating: Good 4, Weather: Overcast, Rail Position: +8m Entire

Section	Overall	800m	600m	400m	200m
Section Times	0:58.96 [8] (0:13.67)	0:45.29 [9] (0:10.78)	0:34.51 [7] (0:10.94)	0:23.57 [8] (0:11.16)	0:12.41 [8] (0:12.41)
Average Speed [km/h]	52.8	67.5	66.4	64.5	58.0
Top Speed [km/h]	67.6	69.1	67.6	66.5	62.1
Avg. Dist. to Rail [m]	5.0	3.3	1.1	3.7	4.7
Avg. Stride Freq. [Hz]	2.2	2.4	2.4	2.4	2.3
Avg. Stride Length [m]	6.6	7.9	7.8	7.5	7.1



- [] Ranking at each section and finish
- .-.- No data available at this section
- NA No data available



Horse/Jockey Name	Half Moon Roo
Final Rank	9
Fastest Section Time (Section)	0:10.65 (800m)
Top Speed [km/h] (Section)	69.6 (800m)
Race State	Finished



Sunshine Coast QLD Professional

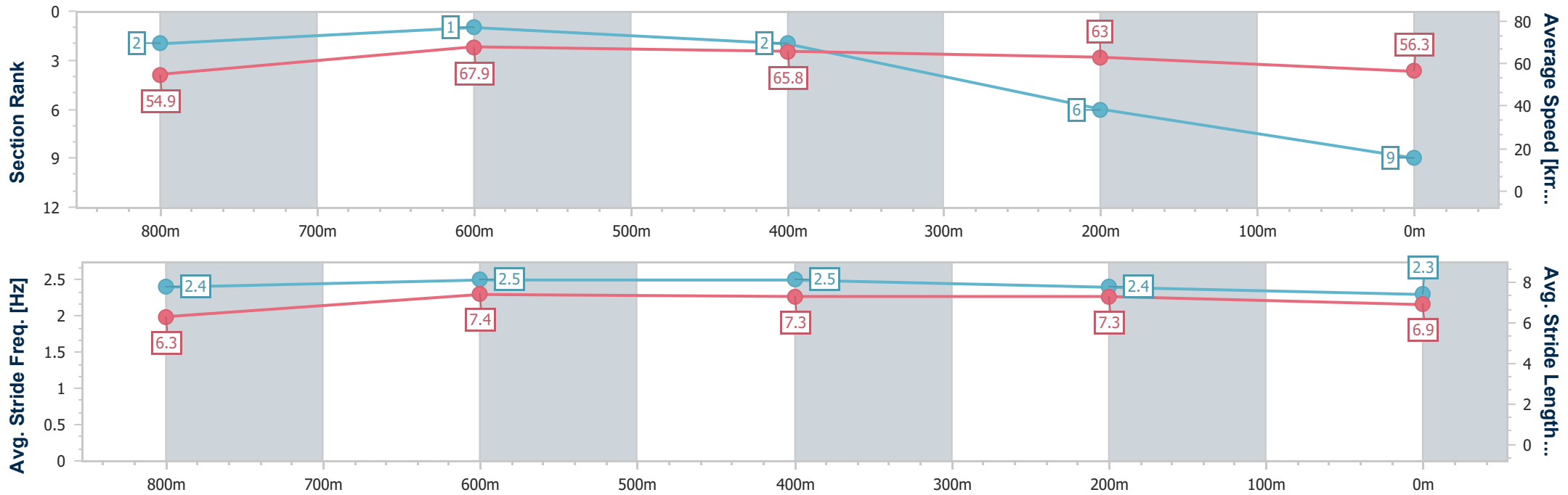
Race 2: TAB Maiden Plate - 1000m

10 November 2024 - 13:16



Track Rating: Good 4, Weather: Overcast, Rail Position: +8m Entire

Section	Overall	800m	600m	400m	200m
Section Times	0:59.06 [9] (0:13.13)	0:45.93 [2] (0:10.65)	0:35.28 [1] (0:11.06)	0:24.22 [2] (0:11.47)	0:12.75 [6] (0:12.75)
Average Speed [km/h]	54.9	67.9	65.8	63.0	56.3
Top Speed [km/h]	69.1	69.6	67.3	65.1	59.9
Avg. Dist. to Rail [m]	2.9	1.3	2.3	1.4	0.8
Avg. Stride Freq. [Hz]	2.4	2.5	2.5	2.4	2.3
Avg. Stride Length [m]	6.3	7.4	7.3	7.3	6.9



- [] Ranking at each section and finish
- .-.- No data available at this section
- NA No data available



Horse/Jockey Name	Exoeight
Final Rank	10
Fastest Section Time (Section)	0:11.04 (800m)
Top Speed [km/h] (Section)	67.0 (800m)
Race State	Finished



Sunshine Coast QLD Professional

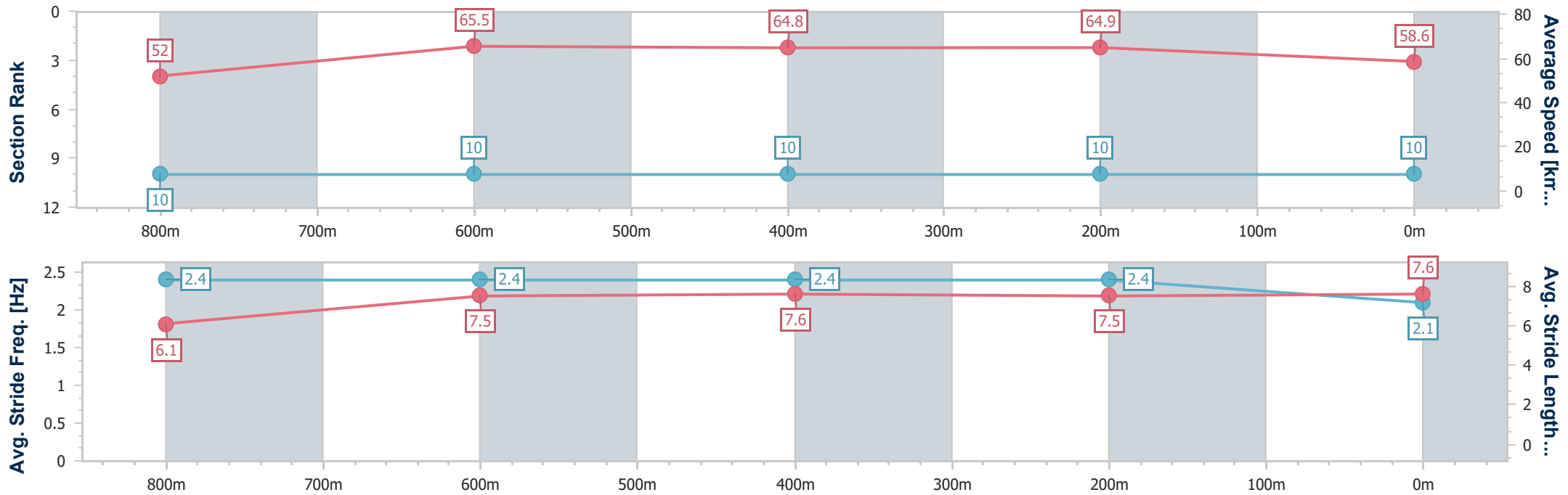
Race 2: TAB Maiden Plate - 1000m

10 November 2024 - 13:16



Track Rating: Good 4, Weather: Overcast, Rail Position: +8m Entire

Section	Overall	800m	600m	400m	200m
Section Times	0:59.41 [10] (0:13.86)	0:45.55 [10] (0:11.04)	0:34.51 [10] (0:11.11)	0:23.40 [10] (0:11.07)	0:12.33 [10] (0:12.33)
Average Speed [km/h]	52.0	65.5	64.8	64.9	58.6
Top Speed [km/h]	66.9	67.0	65.6	65.8	63.3
Avg. Dist. to Rail [m]	7.3	1.8	0.3	3.9	4.2
Avg. Stride Freq. [Hz]	2.4	2.4	2.4	2.4	2.1
Avg. Stride Length [m]	6.1	7.5	7.6	7.5	7.6



- [] Ranking at each section and finish
- .-.- No data available at this section
- NA No data available