



# Sunshine Coast QLD Professional

## Race 5: STREETER INDUSTRIES BENCHMARK 65 Handicap - 1800m

10 November 2024 - 15:02



Track Rating: Good 4, Weather: Overcast, Rail Position: +8m Entire

Section		Field Times											
		Overall	1600m	1400m	1200m	1000m	800m	600m	Last 600m				
		1:51.36 (0:13.88)	1:37.48 (0:11.97)	1:25.51 (0:12.30)	1:13.21 (0:12.88)	1:00.33 (0:12.59)	0:47.74 (0:12.03)	0:35.71 (0:11.92)	0:35.71				
Rank	TAB Horse/Jockey	Barrier	Top Speed [km/h]	Fastest Section									Distance Travelled [m]
1	5 WANDA'S OUTLAW Ron Stewart	5	63.6 400m	0:11.44 400m	1:51.36 [1] (0:14.47)	1:36.89 [6] (0:12.11)	1:24.78 [6] (0:12.28)	1:12.50 [6] (0:12.74)	0:59.76 [6] (0:12.67)	0:47.09 [6] (0:11.99)	0:35.10 [6] (0:11.61)	0:35.10	
2	2 ULTIMATE OUTCOME Jace McMurray	10	65.5 400m	0:11.20 400m	1:51.55 [2] (0:15.36)	1:36.19 [10] (0:11.98)	1:24.21 [10] (0:12.27)	1:11.94 [10] (0:12.75)	0:59.19 [10] (0:12.73)	0:46.46 [10] (0:11.76)	0:34.70 [10] (0:11.48)	0:34.70	-4
3	12 NITROGLYCERINE Nikita Beriman	8	63.8 600m	0:11.51 600m	1:51.59 [3] (0:15.03)	1:36.56 [9] (0:11.96)	1:24.60 [9] (0:12.36)	1:12.24 [9] (0:12.64)	0:59.60 [9] (0:12.49)	0:47.11 [7] (0:11.98)	0:35.13 [8] (0:11.51)	0:35.13	-6
4	13 GINASUE Sean Cormack	4	64.3 600m	0:11.44 400m	1:51.68 [4] (0:14.74)	1:36.94 [7] (0:12.02)	1:24.92 [7] (0:12.34)	1:12.58 [7] (0:12.72)	0:59.86 [7] (0:12.68)	0:47.18 [8] (0:11.98)	0:35.20 [9] (0:11.61)	0:35.20	+1
5	4 TIME TO TESTIFY Mark Du Plessis	6	63.6 600m	0:11.63 600m	1:51.80 [5] (0:14.22)	1:37.58 [3] (0:12.02)	1:25.56 [4] (0:12.28)	1:13.28 [3] (0:12.78)	1:00.50 [4] (0:12.66)	0:47.84 [4] (0:12.08)	0:35.76 [4] (0:11.63)	0:35.76	+0
6	11 HEREDITARY Angela Jones	9	64.0 400m	0:11.42 400m	1:51.85 [6] (0:14.79)	1:37.06 [8] (0:12.11)	1:24.95 [8] (0:12.34)	1:12.61 [8] (0:12.61)	1:00.00 [8] (0:12.67)	0:47.33 [9] (0:11.91)	0:35.42 [7] (0:11.68)	0:35.42	+3
7	10 CHANCE WITH WOLVES Dale Smith	2	64.7 600m	0:11.58 600m	1:51.96 [7] (0:14.34)	1:37.62 [5] (0:12.07)	1:25.55 [5] (0:12.41)	1:13.14 [5] (0:12.72)	1:00.42 [5] (0:12.67)	0:47.75 [5] (0:12.01)	0:35.74 [5] (0:11.58)	0:35.74	-5
8	6 APERITIVO Justin Stanley	1	62.4 400m	0:11.74 400m	1:52.36 [8] (0:14.18)	1:38.18 [2] (0:12.01)	1:26.17 [3] (0:12.33)	1:13.84 [4] (0:12.75)	1:01.09 [3] (0:12.67)	0:48.42 [3] (0:12.00)	0:36.42 [3] (0:11.76)	0:36.42	-7
9	8 GULF OF SAROS Minonette Kennedy	7	63.3 1600m	0:11.63 1600m	1:52.81 [9] (0:14.31)	1:38.50 [4] (0:11.63)	1:26.87 [2] (0:12.30)	1:14.57 [2] (0:12.79)	1:01.78 [1] (0:12.59)	0:49.19 [1] (0:12.03)	0:37.16 [1] (0:11.92)	0:37.16	-1
10	1 CENTAUR Erin Molloy	3	62.6 1600m	0:11.84 600m	1:53.00 [10] (0:13.88)	1:39.12 [1] (0:11.97)	1:27.15 [1] (0:12.30)	1:14.85 [1] (0:12.89)	1:01.96 [2] (0:12.65)	0:49.31 [2] (0:12.04)	0:37.27 [2] (0:11.84)	0:37.27	-5

Scratched: Nippa's Nightcap (#7), Optimus Maximus (#9), Punjabi Landing (#3)

[ ] Ranking at each section and finish  
 -:-:- No data available at this section  
 NA No data available

SCN Saddle cloth number  
 DNF Did not finish  
 DNT Did not track



# Sunshine Coast QLD Professional

## Race 5: STREETER INDUSTRIES BENCHMARK 65 Handicap - 1800m

10 November 2024 - 15:02



Track Rating: Good 4, Weather: Overcast, Rail Position: +8m Entire

Section				400m	200m			Last 600m		
Field Times				0:23.79 (0:11.74)	0:12.05 (0:12.05)			0:35.71		
Rank	TAB	Horse/Jockey	Barrier	Top Speed [km/h]	Fastest Section	Margin			Distance Travelled [m]	
1	5	<b>WANDA'S OUTLAW</b> Ron Stewart	5	63.6 400m	0:11.44 400m	0:23.49 [6] (0:11.44)	0:12.05 [1] (0:12.05)	1:51.36	0:35.10	
2	2	<b>ULTIMATE OUTCOME</b> Jace McMurray	10	65.5 400m	0:11.20 400m	0:23.22 [10] (0:11.20)	0:12.02 [5] (0:12.02)	1L	0:34.70	-4
3	12	<b>NITROGLYCERINE</b> Nikita Beriman	8	63.8 600m	0:11.51 600m	0:23.62 [7] (0:11.59)	0:12.03 [7] (0:12.03)	1.2L	0:35.13	-6
4	13	<b>GINASUE</b> Sean Cormack	4	64.3 600m	0:11.44 400m	0:23.59 [8] (0:11.44)	0:12.15 [6] (0:12.15)	1.6L	0:35.20	+1
5	4	<b>TIME TO TESTIFY</b> Mark Du Plessis	6	63.6 600m	0:11.63 600m	0:24.13 [3] (0:11.71)	0:12.42 [2] (0:12.42)	2.1L	0:35.76	+0
6	11	<b>HEREDITARY</b> Angela Jones	9	64.0 400m	0:11.42 400m	0:23.74 [9] (0:11.42)	0:12.32 [4] (0:12.32)	2.3L	0:35.42	+3
7	10	<b>CHANCE WITH WOLVES</b> Dale Smith	2	64.7 600m	0:11.58 600m	0:24.16 [5] (0:11.94)	0:12.22 [9] (0:12.22)	2.8L	0:35.74	-5
8	6	<b>APERITIVO</b> Justin Stanley	1	62.4 400m	0:11.74 400m	0:24.66 [4] (0:11.74)	0:12.92 [3] (0:12.92)	5.1L	0:36.42	-7
9	8	<b>GULF OF SAROS</b> Minonette Kennedy	7	63.3 1600m	0:11.63 1600m	0:25.24 [2] (0:12.25)	0:12.99 [10] (0:12.99)	7.6L	0:37.16	-1
10	1	<b>CENTAUR</b> Erin Molloy	3	62.6 1600m	0:11.84 600m	0:25.43 [1] (0:12.08)	0:13.35 [8] (0:13.35)	8.6L	0:37.27	-5

Scratched: Nippa's Nightcap (#7), Optimus Maximus (#9), Punjabi Landing (#3)

[ ] Ranking at each section and finish  
 -:-:- No data available at this section  
 NA No data available

SCN Saddle cloth number  
 DNF Did not finish  
 DNT Did not track



Horse/Jockey Name	Wanda's Outlaw
Final Rank	1
Fastest Section Time (Section)	0:11.44 (400m)
Top Speed [km/h] (Section)	63.6 (400m)
Race State	Finished



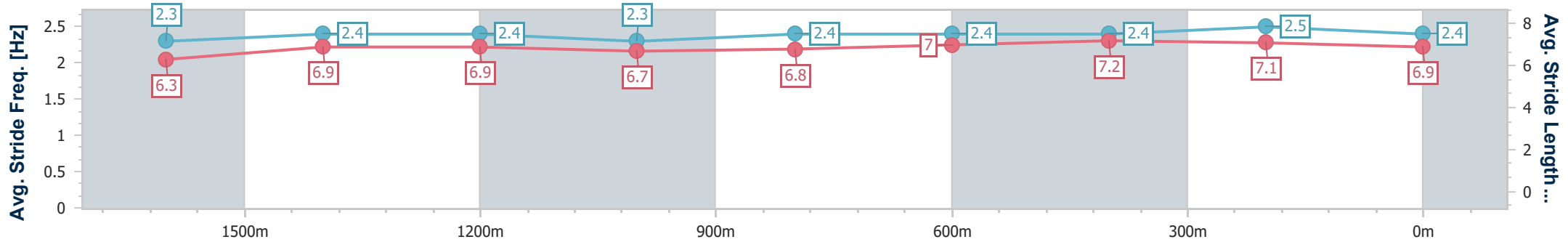
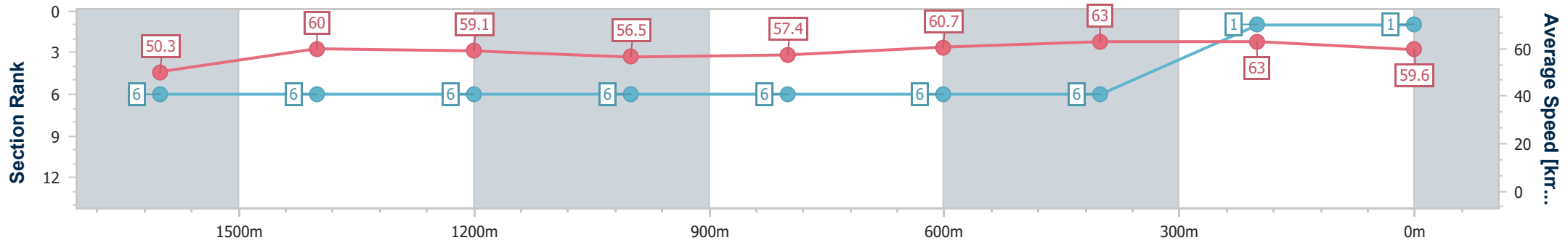
Sunshine Coast QLD Professional  
Race 5: STREETER INDUSTRIES BENCHMARK 65 Handicap - 1800m



10 November 2024 - 15:02

Track Rating: Good 4, Weather: Overcast, Rail Position: +8m Entire

Section	Overall	1600m	1400m	1200m	1000m	800m	600m	400m	200m
Section Times	1:51.36 [1] (0:14.47)	1:36.89 [6] (0:12.11)	1:24.78 [6] (0:12.28)	1:12.50 [6] (0:12.74)	0:59.76 [6] (0:12.67)	0:47.09 [6] (0:11.99)	0:35.10 [6] (0:11.61)	0:23.49 [6] (0:11.44)	0:12.05 [1] (0:12.05)
Average Speed [km/h]	50.3	60.0	59.1	56.5	57.4	60.7	63.0	63.0	59.6
Top Speed [km/h]	61.8	61.4	60.3	57.9	59.4	62.0	63.5	63.6	62.2
Avg. Dist. to Rail [m]	4.7	3.2	3.1	3.1	2.9	2.2	2.3	4.7	5.2
Avg. Stride Freq. [Hz]	2.3	2.4	2.4	2.3	2.4	2.4	2.4	2.5	2.4
Avg. Stride Length [m]	6.3	6.9	6.9	6.7	6.8	7.0	7.2	7.1	6.9



- [ ] Ranking at each section and finish
- .-.- No data available at this section
- NA No data available



Horse/Jockey Name	Ultimate Outcome
Final Rank	2
Fastest Section Time (Section)	0:11.20 (400m)
Top Speed [km/h] (Section)	65.5 (400m)
Race State	Finished



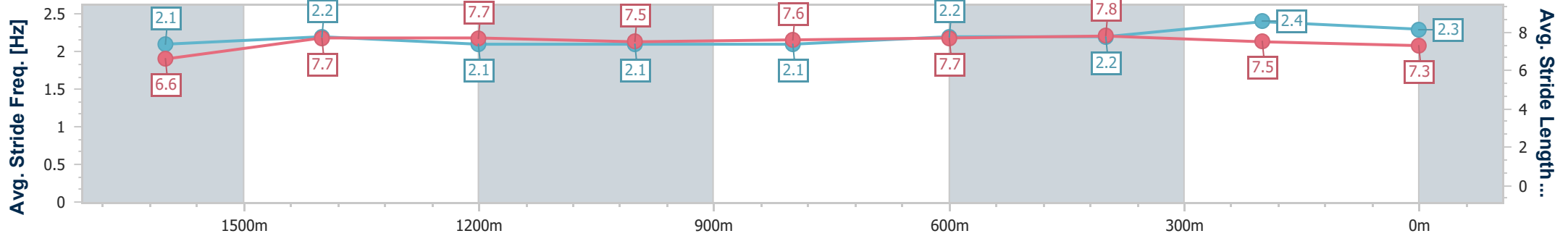
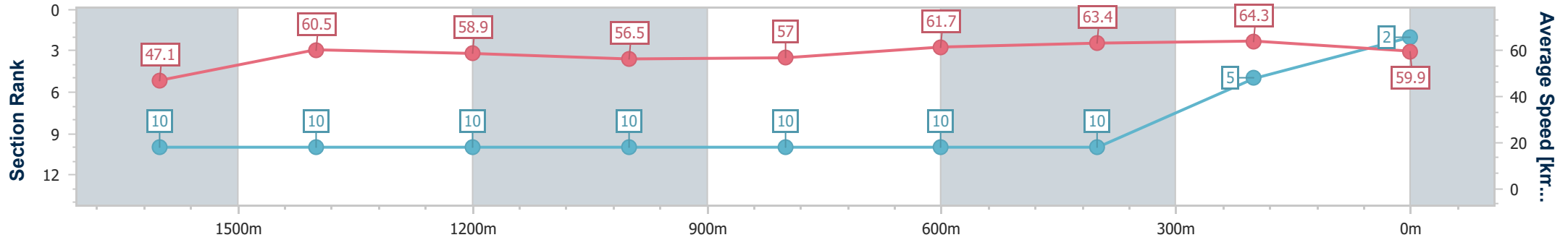
Sunshine Coast QLD Professional  
Race 5: STREETER INDUSTRIES BENCHMARK 65 Handicap - 1800m



10 November 2024 - 15:02

Track Rating: Good 4, Weather: Overcast, Rail Position: +8m Entire

Section	Overall	1600m	1400m	1200m	1000m	800m	600m	400m	200m				
Section Times	1:51.55 [2] (0:15.36)	1:36.19 [10] (0:11.98)	1:24.21 [10] (0:12.27)	1:11.94 [10] (0:12.75)	0:59.19 [10] (0:12.73)	0:46.46 [10] (0:11.76)	0:34.70 [10] (0:11.48)	0:23.22 [10] (0:11.20)	0:12.02 [5] (0:12.02)				
Average Speed [km/h]	47.1	60.5	58.9	56.5	57.0	61.7	63.4	64.3	59.9				
Top Speed [km/h]	59.2	60.8	60.0	57.4	60.3	62.6	64.5	65.5	62.6				
Avg. Dist. to Rail [m]	7.0	2.1	2.1	2.4	2.0	1.4	1.7	7.7	8.2				
Avg. Stride Freq. [Hz]	2.1	2.2	2.1	2.1	2.1	2.2	2.2	2.4	2.3				
Avg. Stride Length [m]	6.6	7.7	7.7	7.5	7.6	7.7	7.8	7.5	7.3				



- [ ] Ranking at each section and finish
- .-.- No data available at this section
- NA No data available



Horse/Jockey Name	Nitroglycerine
Final Rank	3
Fastest Section Time (Section)	0:11.51 (600m)
Top Speed [km/h] (Section)	63.8 (600m)
Race State	Finished



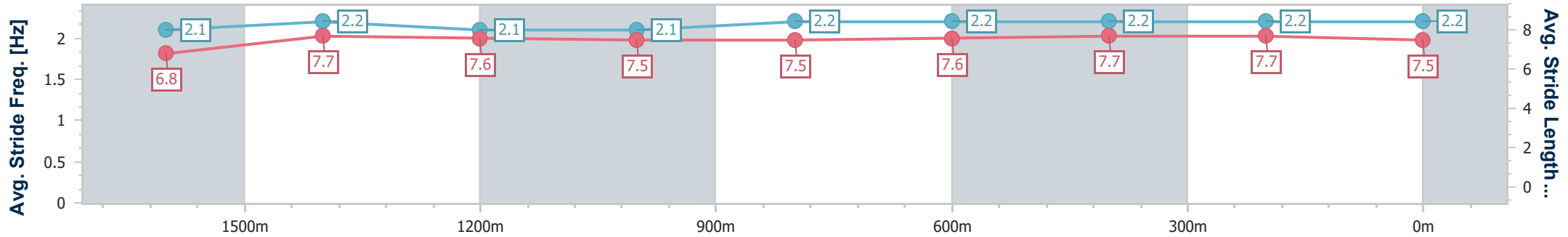
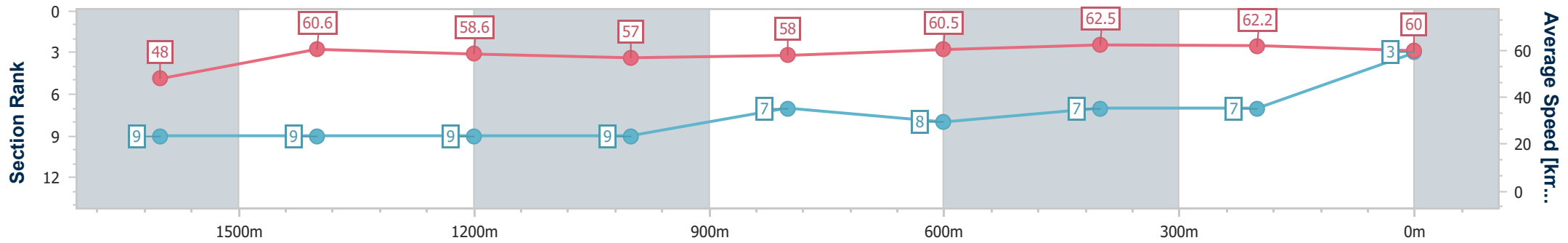
Sunshine Coast QLD Professional  
Race 5: STREETER INDUSTRIES BENCHMARK 65 Handicap - 1800m



10 November 2024 - 15:02

Track Rating: Good 4, Weather: Overcast, Rail Position: +8m Entire

Section	Overall	1600m	1400m	1200m	1000m	800m	600m	400m	200m				
Section Times	1:51.59 [3] (0:15.03)	1:36.56 [9] (0:11.96)	1:24.60 [9] (0:12.36)	1:12.24 [9] (0:12.64)	0:59.60 [9] (0:12.49)	0:47.11 [7] (0:11.98)	0:35.13 [8] (0:11.51)	0:23.62 [7] (0:11.59)	0:12.03 [7] (0:12.03)				
Average Speed [km/h]	48.0	60.6	58.6	57.0	58.0	60.5	62.5	62.2	60.0				
Top Speed [km/h]	61.7	62.0	60.5	57.9	60.0	61.5	63.8	63.2	61.7				
Avg. Dist. to Rail [m]	4.3	1.8	2.6	2.8	2.4	1.2	0.3	1.1	2.2				
Avg. Stride Freq. [Hz]	2.1	2.2	2.1	2.1	2.2	2.2	2.2	2.2	2.2				
Avg. Stride Length [m]	6.8	7.7	7.6	7.5	7.5	7.6	7.7	7.7	7.5				



- [ ] Ranking at each section and finish
- .-.- No data available at this section
- NA No data available



Horse/Jockey Name	Ginasue
Final Rank	4
Fastest Section Time (Section)	0:11.44 (400m)
Top Speed [km/h] (Section)	64.3 (600m)
Race State	Finished



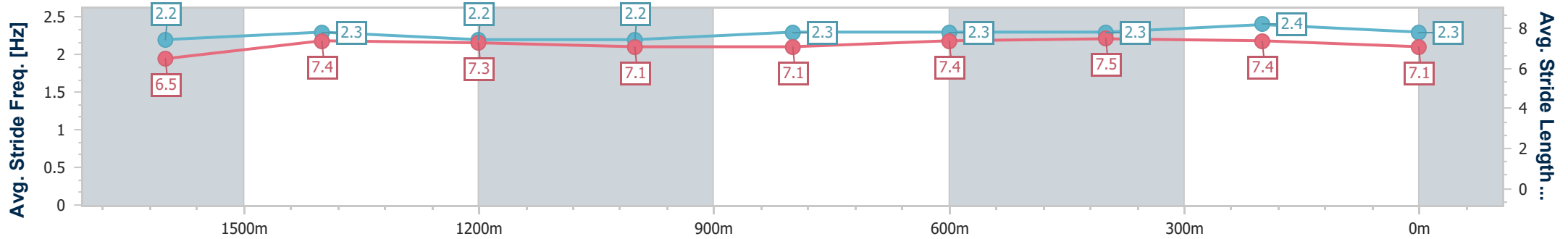
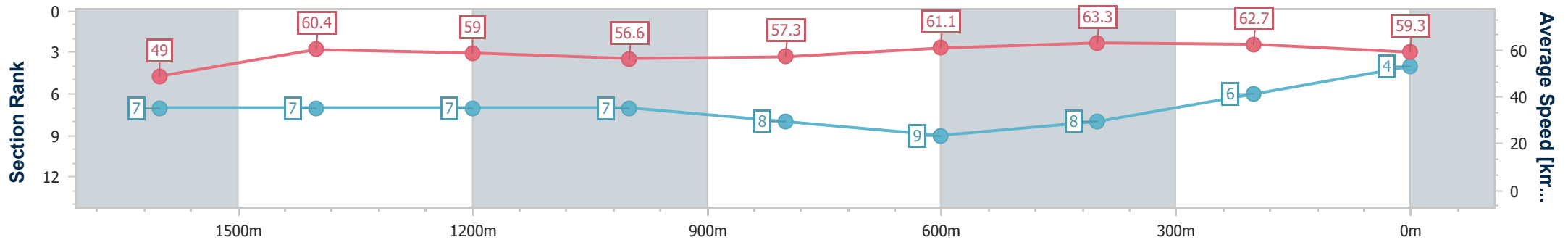
Sunshine Coast QLD Professional  
Race 5: STREETER INDUSTRIES BENCHMARK 65 Handicap - 1800m



10 November 2024 - 15:02

Track Rating: Good 4, Weather: Overcast, Rail Position: +8m Entire

Section	Overall	1600m	1400m	1200m	1000m	800m	600m	400m	200m				
Section Times	1:51.68 [4] (0:14.74)	1:36.94 [7] (0:12.02)	1:24.92 [7] (0:12.34)	1:12.58 [7] (0:12.72)	0:59.86 [7] (0:12.68)	0:47.18 [8] (0:11.98)	0:35.20 [9] (0:11.61)	0:23.59 [8] (0:11.44)	0:12.15 [6] (0:12.15)				
Average Speed [km/h]	49.0	60.4	59.0	56.6	57.3	61.1	63.3	62.7	59.3				
Top Speed [km/h]	62.2	62.5	60.5	57.8	60.7	62.5	64.3	63.8	62.0				
Avg. Dist. to Rail [m]	3.3	2.8	3.3	3.2	3.0	3.4	3.2	5.8	6.7				
Avg. Stride Freq. [Hz]	2.2	2.3	2.2	2.2	2.3	2.3	2.3	2.4	2.3				
Avg. Stride Length [m]	6.5	7.4	7.3	7.1	7.1	7.4	7.5	7.4	7.1				



- [ ] Ranking at each section and finish
- .-.- No data available at this section
- NA No data available



Horse/Jockey Name	Time To Testify
Final Rank	5
Fastest Section Time (Section)	0:11.63 (600m)
Top Speed [km/h] (Section)	63.6 (600m)
Race State	Finished



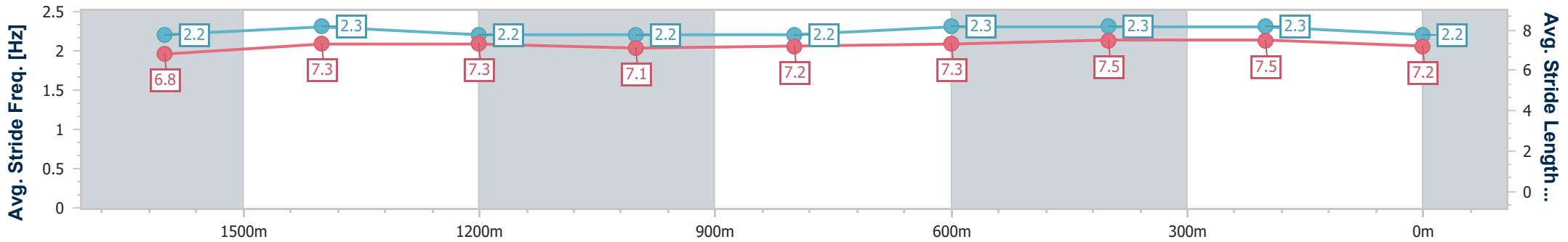
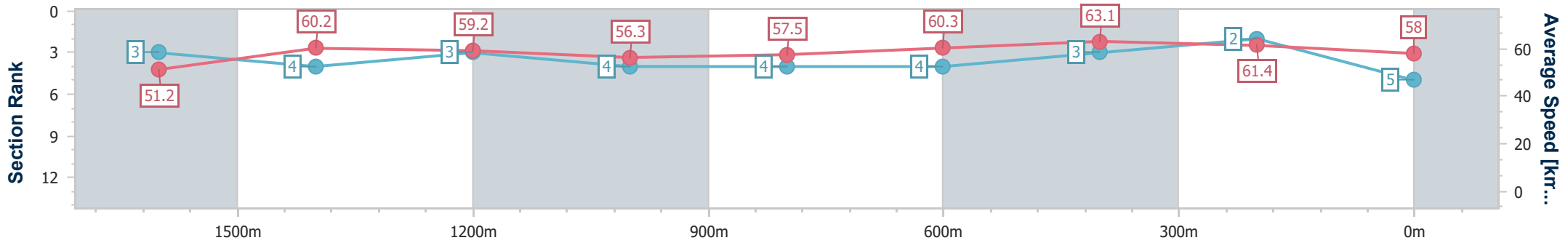
Sunshine Coast QLD Professional  
Race 5: STREETER INDUSTRIES BENCHMARK 65 Handicap - 1800m



10 November 2024 - 15:02

Track Rating: Good 4, Weather: Overcast, Rail Position: +8m Entire

Section	Overall	1600m	1400m	1200m	1000m	800m	600m	400m	200m
Section Times	1:51.80 [5] (0:14.22)	1:37.58 [3] (0:12.02)	1:25.56 [4] (0:12.28)	1:13.28 [3] (0:12.78)	1:00.50 [4] (0:12.66)	0:47.84 [4] (0:12.08)	0:35.76 [4] (0:11.63)	0:24.13 [3] (0:11.71)	0:12.42 [2] (0:12.42)
Average Speed [km/h]	51.2	60.2	59.2	56.3	57.5	60.3	63.1	61.4	58.0
Top Speed [km/h]	61.7	61.4	60.8	57.5	59.4	62.1	63.6	62.8	60.9
Avg. Dist. to Rail [m]	5.1	3.4	3.1	3.1	2.9	2.6	3.0	5.2	5.4
Avg. Stride Freq. [Hz]	2.2	2.3	2.2	2.2	2.2	2.3	2.3	2.3	2.2
Avg. Stride Length [m]	6.8	7.3	7.3	7.1	7.2	7.3	7.5	7.5	7.2



- [ ] Ranking at each section and finish
- .-.- No data available at this section
- NA No data available



Horse/Jockey Name	Hereditary
Final Rank	6
Fastest Section Time (Section)	0:11.42 (400m)
Top Speed [km/h] (Section)	64.0 (400m)
Race State	Finished



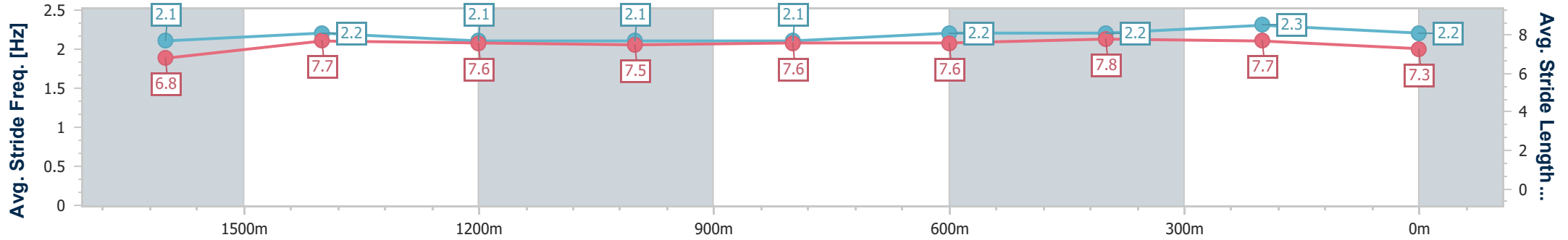
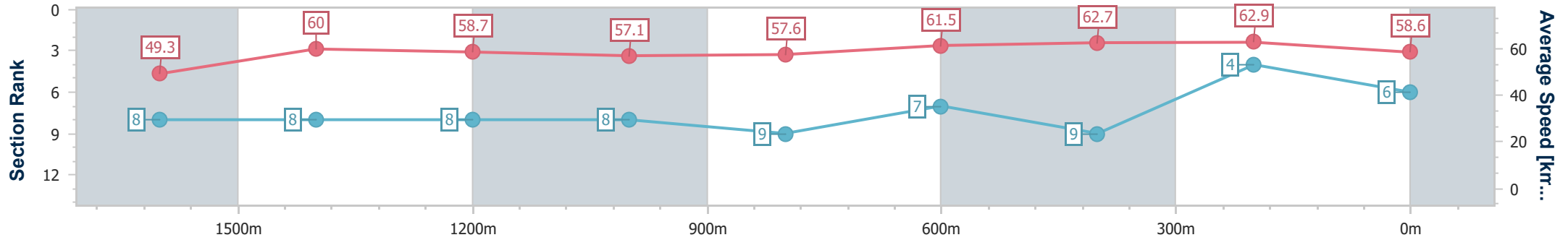
Sunshine Coast QLD Professional  
Race 5: STREETER INDUSTRIES BENCHMARK 65 Handicap - 1800m



10 November 2024 - 15:02

Track Rating: Good 4, Weather: Overcast, Rail Position: +8m Entire

Section	Overall	1600m	1400m	1200m	1000m	800m	600m	400m	200m				
Section Times	1:51.85 [6] (0:14.79)	1:37.06 [8] (0:12.11)	1:24.95 [8] (0:12.34)	1:12.61 [8] (0:12.61)	1:00.00 [8] (0:12.67)	0:47.33 [9] (0:11.91)	0:35.42 [7] (0:11.68)	0:23.74 [9] (0:11.42)	0:12.32 [4] (0:12.32)				
Average Speed [km/h]	49.3	60.0	58.7	57.1	57.6	61.5	62.7	62.9	58.6				
Top Speed [km/h]	62.5	62.5	60.7	58.5	61.1	62.6	64.0	64.0	61.1				
Avg. Dist. to Rail [m]	6.2	3.3	3.3	3.6	3.4	3.1	3.1	6.1	7.2				
Avg. Stride Freq. [Hz]	2.1	2.2	2.1	2.1	2.1	2.2	2.2	2.3	2.2				
Avg. Stride Length [m]	6.8	7.7	7.6	7.5	7.6	7.6	7.8	7.7	7.3				



- [ ] Ranking at each section and finish
- .-.- No data available at this section
- NA No data available





Horse/Jockey Name	Chance With Wolves
Final Rank	7
Fastest Section Time (Section)	0:11.58 (600m)
Top Speed [km/h] (Section)	64.7 (600m)
Race State	Finished



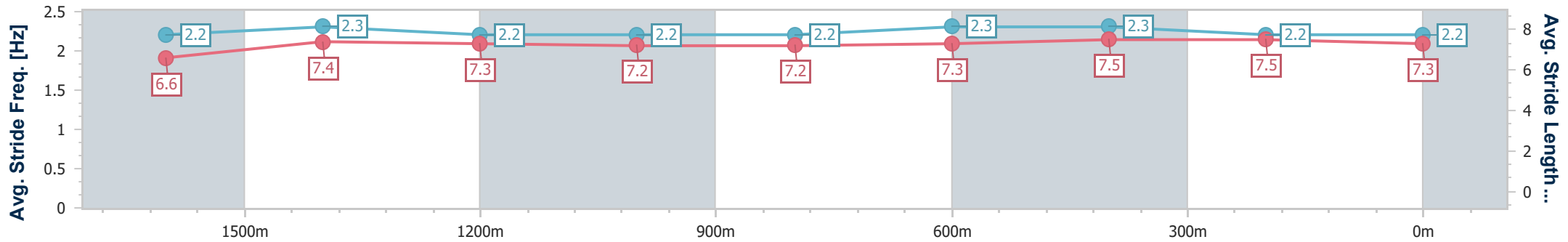
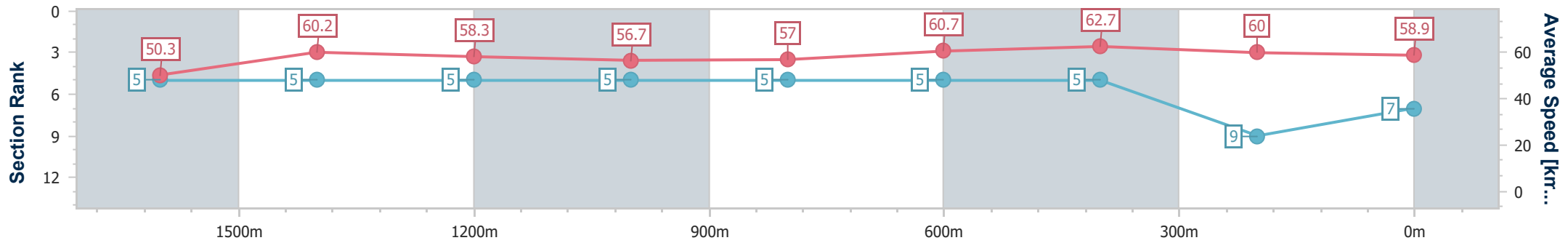
Sunshine Coast QLD Professional  
Race 5: STREETER INDUSTRIES BENCHMARK 65 Handicap - 1800m



10 November 2024 - 15:02

Track Rating: Good 4, Weather: Overcast, Rail Position: +8m Entire

Section	Overall	1600m	1400m	1200m	1000m	800m	600m	400m	200m				
Section Times	1:51.96 [7] (0:14.34)	1:37.62 [5] (0:12.07)	1:25.55 [5] (0:12.41)	1:13.14 [5] (0:12.72)	1:00.42 [5] (0:12.67)	0:47.75 [5] (0:12.01)	0:35.74 [5] (0:11.58)	0:24.16 [5] (0:11.94)	0:12.22 [9] (0:12.22)				
Average Speed [km/h]	50.3	60.2	58.3	56.7	57.0	60.7	62.7	60.0	58.9				
Top Speed [km/h]	62.9	61.1	60.8	57.5	59.3	61.5	64.7	61.7	60.2				
Avg. Dist. to Rail [m]	2.3	3.0	2.8	2.1	1.8	1.4	1.5	1.6	2.1				
Avg. Stride Freq. [Hz]	2.2	2.3	2.2	2.2	2.2	2.3	2.3	2.2	2.2				
Avg. Stride Length [m]	6.6	7.4	7.3	7.2	7.2	7.3	7.5	7.5	7.3				



- [ ] Ranking at each section and finish
- .-.- No data available at this section
- NA No data available



Horse/Jockey Name	Aperitivo
Final Rank	8
Fastest Section Time (Section)	0:11.74 (400m)
Top Speed [km/h] (Section)	62.4 (400m)
Race State	Finished



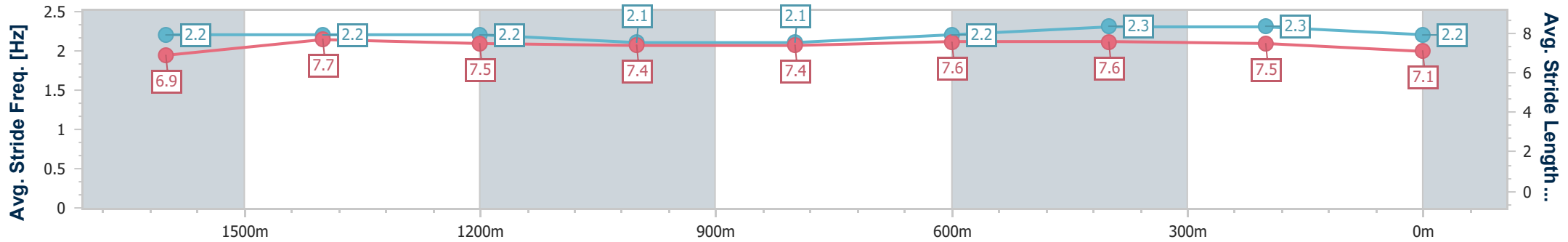
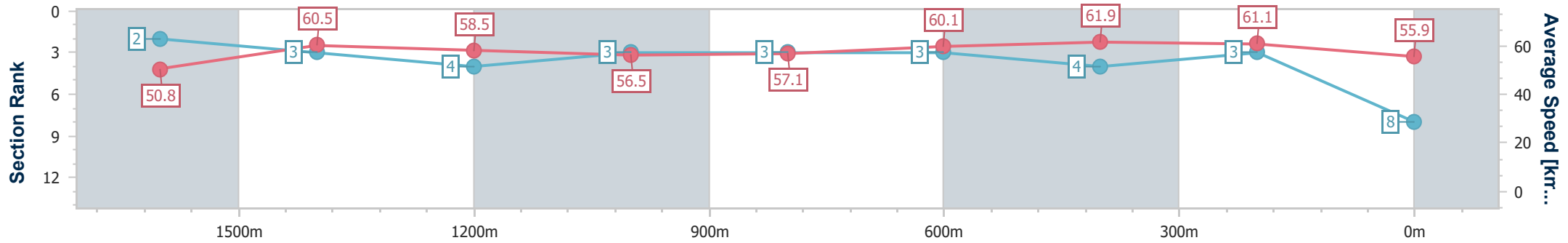
Sunshine Coast QLD Professional  
Race 5: STREETER INDUSTRIES BENCHMARK 65 Handicap - 1800m



10 November 2024 - 15:02

Track Rating: Good 4, Weather: Overcast, Rail Position: +8m Entire

Section	Overall	1600m	1400m	1200m	1000m	800m	600m	400m	200m				
Section Times	1:52.36 [8] (0:14.18)	1:38.18 [2] (0:12.01)	1:26.17 [3] (0:12.33)	1:13.84 [4] (0:12.75)	1:01.09 [3] (0:12.67)	0:48.42 [3] (0:12.00)	0:36.42 [3] (0:11.76)	0:24.66 [4] (0:11.74)	0:12.92 [3] (0:12.92)				
Average Speed [km/h]	50.8	60.5	58.5	56.5	57.1	60.1	61.9	61.1	55.9				
Top Speed [km/h]	61.4	61.0	61.3	57.7	59.0	61.5	62.2	62.4	59.3				
Avg. Dist. to Rail [m]	1.8	2.7	2.3	1.6	1.0	0.6	1.3	2.6	3.8				
Avg. Stride Freq. [Hz]	2.2	2.2	2.2	2.1	2.1	2.2	2.3	2.3	2.2				
Avg. Stride Length [m]	6.9	7.7	7.5	7.4	7.4	7.6	7.6	7.5	7.1				



- [ ] Ranking at each section and finish
- .-.- No data available at this section
- NA No data available



Horse/Jockey Name	Gulf Of Saros
Final Rank	9
Fastest Section Time (Section)	0:11.63 (1600m)
Top Speed [km/h] (Section)	63.3 (1600m)
Race State	Finished



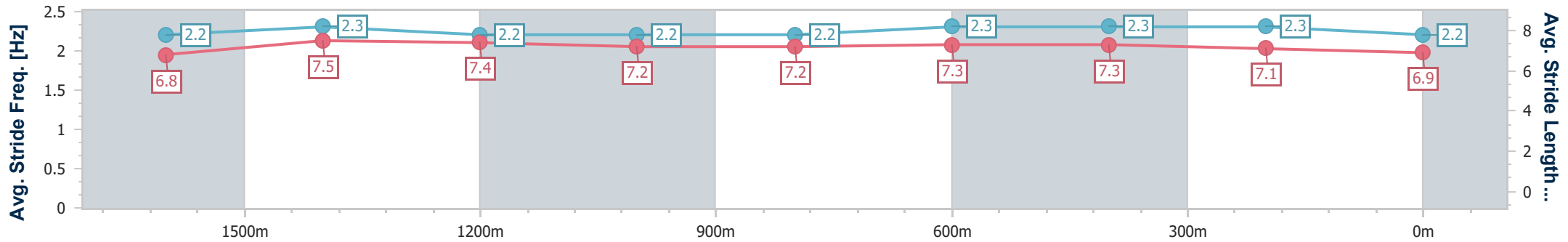
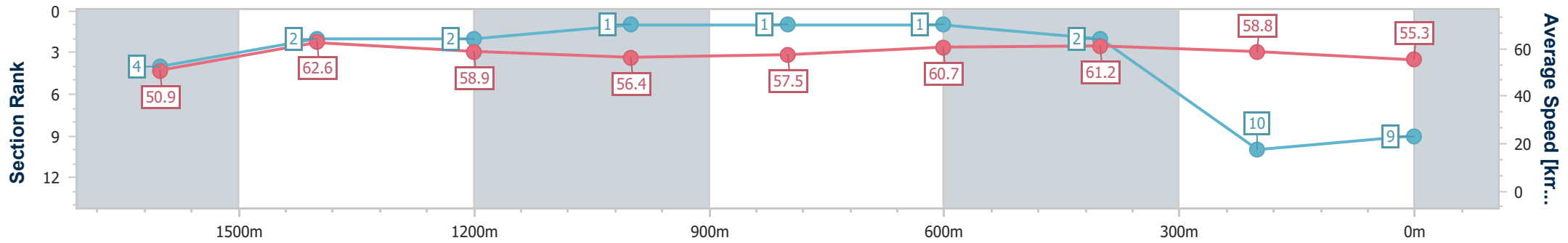
Sunshine Coast QLD Professional  
Race 5: STREETER INDUSTRIES BENCHMARK 65 Handicap - 1800m



10 November 2024 - 15:02

Track Rating: Good 4, Weather: Overcast, Rail Position: +8m Entire

Section	Overall	1600m	1400m	1200m	1000m	800m	600m	400m	200m				
Section Times	1:52.81 [9] (0:14.31)	1:38.50 [4] (0:11.63)	1:26.87 [2] (0:12.30)	1:14.57 [2] (0:12.79)	1:01.78 [1] (0:12.59)	0:49.19 [1] (0:12.03)	0:37.16 [1] (0:11.92)	0:25.24 [2] (0:12.25)	0:12.99 [10] (0:12.99)				
Average Speed [km/h]	50.9	62.6	58.9	56.4	57.5	60.7	61.2	58.8	55.3				
Top Speed [km/h]	63.2	63.3	61.6	57.4	58.9	62.1	61.8	60.8	57.3				
Avg. Dist. to Rail [m]	6.1	4.1	3.3	2.6	2.3	2.2	2.0	3.2	4.5				
Avg. Stride Freq. [Hz]	2.2	2.3	2.2	2.2	2.2	2.3	2.3	2.3	2.2				
Avg. Stride Length [m]	6.8	7.5	7.4	7.2	7.2	7.3	7.3	7.1	6.9				



- [ ] Ranking at each section and finish
- .-.- No data available at this section
- NA No data available



Horse/Jockey Name	Centaur
Final Rank	10
Fastest Section Time (Section)	0:11.84 (600m)
Top Speed [km/h] (Section)	62.6 (1600m)
Race State	Finished



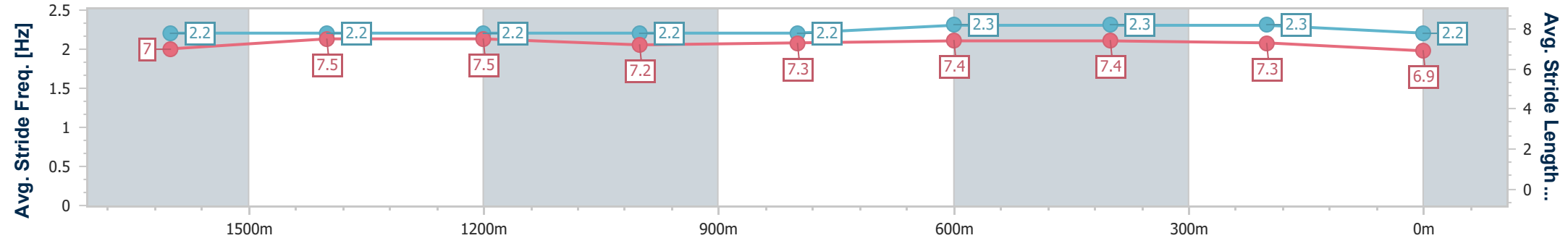
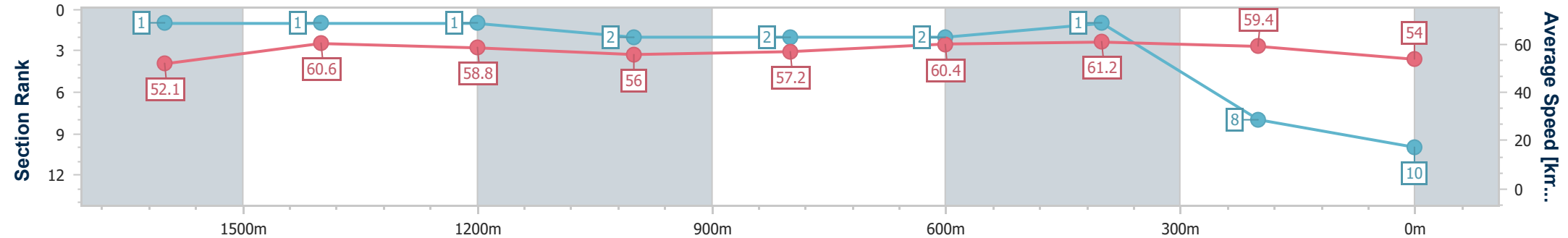
Sunshine Coast QLD Professional  
Race 5: STREETER INDUSTRIES BENCHMARK 65 Handicap - 1800m



10 November 2024 - 15:02

Track Rating: Good 4, Weather: Overcast, Rail Position: +8m Entire

Section	Overall	1600m	1400m	1200m	1000m	800m	600m	400m	200m				
Section Times	1:53.00 [10] (0:13.88)	1:39.12 [1] (0:11.97)	1:27.15 [1] (0:12.30)	1:14.85 [1] (0:12.89)	1:01.96 [2] (0:12.65)	0:49.31 [2] (0:12.04)	0:37.27 [2] (0:11.84)	0:25.43 [1] (0:12.08)	0:13.35 [8] (0:13.35)				
Average Speed [km/h]	52.1	60.6	58.8	56.0	57.2	60.4	61.2	59.4	54.0				
Top Speed [km/h]	62.3	62.6	62.1	56.8	58.3	61.5	61.8	61.1	57.4				
Avg. Dist. to Rail [m]	3.2	2.1	2.5	2.9	2.2	1.5	1.2	1.1	1.3				
Avg. Stride Freq. [Hz]	2.2	2.2	2.2	2.2	2.2	2.3	2.3	2.3	2.2				
Avg. Stride Length [m]	7.0	7.5	7.5	7.2	7.3	7.4	7.4	7.3	6.9				



- [ ] Ranking at each section and finish
- .-.- No data available at this section
- NA No data available