



Sunshine Coast QLD Professional

Race 8: TAB BENCHMARK 65 Handicap - 1400m

10 November 2024 - 17:00



Track Rating: Good 4, Weather: Overcast, Rail Position: +8m Entire

Section													
Field Times		Overall	1200m	1000m	800m	600m	400m	Last 600m					
		1:24.01 (0:13.39)	1:10.62 (0:11.03)	0:59.59 (0:11.84)	0:47.75 (0:12.23)	0:35.52 (0:11.98)	0:23.54 (0:11.52)	0:35.52					
Rank	TAB	Horse/Jockey	Barrier	Top Speed [km/h]	Fastest Section	Overall	1200m	1000m	800m	600m	400m	Last 600m	Distance Travelled [m]
1	1	ZHUANG SHI Jace McMurray	1	66.4	0:11.22	1:24.01 [1] (0:13.88)	1:10.13 [9] (0:11.24)	0:58.89 [8] (0:11.79)	0:47.10 [8] (0:12.26)	0:34.84 [8] (0:11.72)	0:23.12 [8] (0:11.22)	0:34.84	
2	8	CHARLIE'S CASE Rob Thorburn	8	66.4	0:11.00	1:24.03 [2] (0:13.60)	1:10.43 [3] (0:11.00)	0:59.43 [2] (0:11.75)	0:47.68 [2] (0:12.24)	0:35.44 [2] (0:11.88)	0:23.56 [1] (0:11.52)	0:35.44	+3
3	13	LAVONI Samantha Collett	6	65.5	0:11.23	1:24.26 [3] (0:13.63)	1:10.63 [4] (0:11.23)	0:59.40 [4] (0:11.76)	0:47.64 [4] (0:12.18)	0:35.46 [4] (0:11.83)	0:23.63 [4] (0:11.39)	0:35.46	+3
4	9	SCRIPT WRITER Ron Stewart	7	65.7	0:11.22	1:24.63 [4] (0:13.47)	1:11.16 [2] (0:11.22)	0:59.94 [3] (0:11.80)	0:48.14 [3] (0:12.23)	0:35.91 [3] (0:11.89)	0:24.02 [3] (0:11.60)	0:35.91	+1
5	12	BOLD HUSSAR Nikita Beriman	2	66.0	0:11.21	1:24.63 [5] (0:13.86)	1:10.77 [7] (0:11.21)	0:59.56 [7] (0:11.76)	0:47.80 [6] (0:12.19)	0:35.61 [6] (0:11.86)	0:23.75 [7] (0:11.37)	0:35.61	+5
6	7	VENTUROUS Mark Du Plessis	10	64.7	0:11.51	1:24.93 [6] (0:13.87)	1:11.06 [8] (0:11.51)	0:59.55 [9] (0:11.91)	0:47.64 [9] (0:11.93)	0:35.71 [9] (0:11.84)	0:23.87 [10] (0:11.56)	0:35.71	+5
7	11	WHAT A WEEKEND Kyle Wilson-Taylor	11	66.6	0:11.03	1:25.13 [7] (0:13.39)	1:11.74 [1] (0:11.03)	1:00.71 [1] (0:11.84)	0:48.87 [1] (0:12.23)	0:36.64 [1] (0:11.99)	0:24.65 [2] (0:11.71)	0:36.64	-2
8	4	ELECTED James Baker	9	65.8	0:11.31	1:25.47 [8] (0:13.73)	1:11.74 [6] (0:11.31)	1:00.43 [6] (0:11.77)	0:48.66 [5] (0:12.15)	0:36.51 [5] (0:11.75)	0:24.76 [5] (0:11.67)	0:36.51	+6
9	10	SMOKIN' TOFF Adin Thompson	3	66.6	0:11.26	1:25.54 [9] (0:14.34)	1:11.20 [11] (0:11.26)	0:59.94 [10] (0:11.84)	0:48.10 [10] (0:11.98)	0:36.12 [10] (0:11.40)	0:24.72 [6] (0:11.71)	0:36.12	+5
10	2	LAUNCH PAD Corey Sutherland	4	64.8	0:11.34	1:25.79 [10] (0:13.66)	1:12.13 [5] (0:11.34)	1:00.79 [5] (0:11.90)	0:48.89 [7] (0:12.22)	0:36.67 [7] (0:11.92)	0:24.75 [9] (0:11.62)	0:36.67	-1

Scratched: Millward (#3), Invisible Tears (#6), Freeland (#14), Divakara (#15), Better Lad (#17), I Am A Marvel (#5)

[] Ranking at each section and finish
 -:-:- No data available at this section
 NA No data available

SCN Saddle cloth number
 DNF Did not finish
 DNT Did not track



Sunshine Coast QLD Professional
Race 8: TAB BENCHMARK 65 Handicap - 1400m
10 November 2024 - 17:00



Track Rating: Good 4, Weather: Overcast, Rail Position: +8m Entire

Section	Overall	1200m	1000m	800m	600m	400m	Last 600m
Field Times	1:24.01 (0:13.39)	1:10.62 (0:11.03)	0:59.59 (0:11.84)	0:47.75 (0:12.23)	0:35.52 (0:11.98)	0:23.54 (0:11.52)	0:35.52

Rank	TAB	Horse/Jockey	Barrier	Top Speed [km/h]	Fastest Section	Overall	1200m	1000m	800m	600m	400m	Last 600m	Distance Travelled [m]
11	16	AWESOME MOON	5	64.0	0:11.46	1:26.82 [11]	1:12.59 [10]	1:01.13 [11]	0:49.16 [11]	0:37.05 [11]	0:24.88 [11]	0:37.05	+4
		Hannah Richardson		1200m	1200m	(0:14.23)	(0:11.46)	(0:11.97)	(0:12.11)	(0:12.17)	(0:11.87)		

Scratched: Millward (#3), Invisible Tears (#6), Freeland (#14), Divakara (#15), Better Lad (#17), I Am A Marvel (#5)

[] Ranking at each section and finish
 -:-:- No data available at this section
 NA No data available

SCN Saddle cloth number
 DNF Did not finish
 DNT Did not track



Sunshine Coast QLD Professional
Race 8: TAB BENCHMARK 65 Handicap - 1400m
10 November 2024 - 17:00



Track Rating: Good 4, Weather: Overcast, Rail Position: +8m Entire

Section							200m			Last 600m
Field Times							0:12.02 (0:12.02)			0:35.52
Rank	TAB	Horse/Jockey	Barrier	Top Speed [km/h]	Fastest Section	Margin			Distance Travelled [m]	
1	1	ZHUANG SHI Jace McMurray	1	66.4 Overall	0:11.22 400m	0:11.90 [3] (0:11.90)	1:24.01		0:34.84	
2	8	CHARLIE'S CASE Rob Thorburn	8	66.4 1200m	0:11.00 1200m	0:12.04 [1] (0:12.04)	0.1L		0:35.44 +3	
3	13	LAVONI Samantha Collett	6	65.5 Overall	0:11.23 1200m	0:12.24 [2] (0:12.24)	1.4L		0:35.46 +3	
4	9	SCRIPT WRITER Ron Stewart	7	65.7 1200m	0:11.22 1200m	0:12.42 [5] (0:12.42)	3.4L		0:35.91 +1	
5	12	BOLD HUSSAR Nikita Beriman	2	66.0 Overall	0:11.21 1200m	0:12.38 [6] (0:12.38)	3.5L		0:35.61 +5	
6	7	VENTUROUS Mark Du Plessis	10	64.7 400m	0:11.51 1200m	0:12.31 [9] (0:12.31)	5.3L		0:35.71 +5	
7	11	WHAT A WEEKEND Kyle Wilson-Taylor	11	66.6 Overall	0:11.03 1200m	0:12.94 [4] (0:12.94)	6.3L		0:36.64 -2	
8	4	ELECTED James Baker	9	65.8 Overall	0:11.31 1200m	0:13.09 [7] (0:13.09)	8.3L		0:36.51 +6	
9	10	SMOKIN' TOFF Adin Thompson	3	66.6 1200m	0:11.26 1200m	0:13.01 [8] (0:13.01)	8.6L		0:36.12 +5	
10	2	LAUNCH PAD Corey Sutherland	4	64.8 Overall	0:11.34 1200m	0:13.13 [10] (0:13.13)	10.1L		0:36.67 -1	

Scratched: Millward (#3), Invisible Tears (#6), Freeland (#14), Divakara (#15), Better Lad (#17), I Am A Marvel (#5)

[] Ranking at each section and finish
 -:-:- No data available at this section
 NA No data available

SCN Saddle cloth number
 DNF Did not finish
 DNT Did not track



Sunshine Coast QLD Professional
Race 8: TAB BENCHMARK 65 Handicap - 1400m
10 November 2024 - 17:00



Track Rating: Good 4, Weather: Overcast, Rail Position: +8m Entire

Section		200m		Last 600m		
Field Times		0:12.02 (0:12.02)		0:35.52		
Rank	TAB Horse/Jockey	Barrier	Top Speed [km/h]	Fastest Section	Margin	Distance Travelled [m]
11	16 AWESOME MOON	5	64.0	0:11.46	0:13.01 [11]	16.1L
	Hannah Richardson		1200m	1200m	(0:13.01)	
						0:37.05 +4

Scratched: Millward (#3), Invincible Tears (#6), Freeland (#14), Divakara (#15), Better Lad (#17), I Am A Marvel (#5)

[] Ranking at each section and finish
 -:-:- No data available at this section
 NA No data available

SCN Saddle cloth number
 DNF Did not finish
 DNT Did not track



Horse/Jockey Name	Zhuang Shi
Final Rank	1
Fastest Section Time (Section)	0:11.22 (400m)
Top Speed [km/h] (Section)	66.4 (Overall)
Race State	Finished



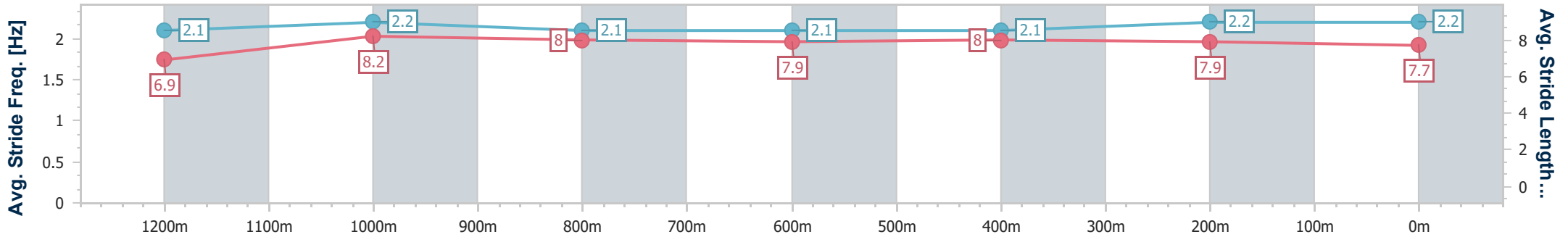
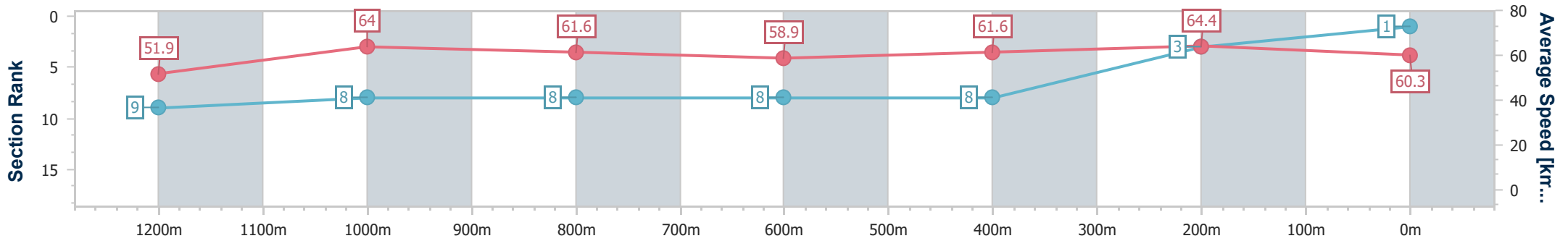
Sunshine Coast QLD Professional
Race 8: TAB BENCHMARK 65 Handicap - 1400m



10 November 2024 - 17:00

Track Rating: Good 4, Weather: Overcast, Rail Position: +8m Entire

Section	Overall	1200m	1000m	800m	600m	400m	200m
Section Times	1:24.01 [1] (0:13.88)	1:10.13 [9] (0:11.24)	0:58.89 [8] (0:11.79)	0:47.10 [8] (0:12.26)	0:34.84 [8] (0:11.72)	0:23.12 [8] (0:11.22)	0:11.90 [3] (0:11.90)
Average Speed [km/h]	51.9	64.0	61.6	58.9	61.6	64.4	60.3
Top Speed [km/h]	66.4	66.3	62.5	60.2	64.0	65.1	63.2
Avg. Dist. to Rail [m]	2.9	2.5	2.3	0.9	0.6	3.2	6.0
Avg. Stride Freq. [Hz]	2.1	2.2	2.1	2.1	2.1	2.2	2.2
Avg. Stride Length [m]	6.9	8.2	8.0	7.9	8.0	7.9	7.7



- [] Ranking at each section and finish
- .-.- No data available at this section
- NA No data available



Horse/Jockey Name	Charlie's Case
Final Rank	2
Fastest Section Time (Section)	0:11.00 (1200m)
Top Speed [km/h] (Section)	66.4 (1200m)
Race State	Finished



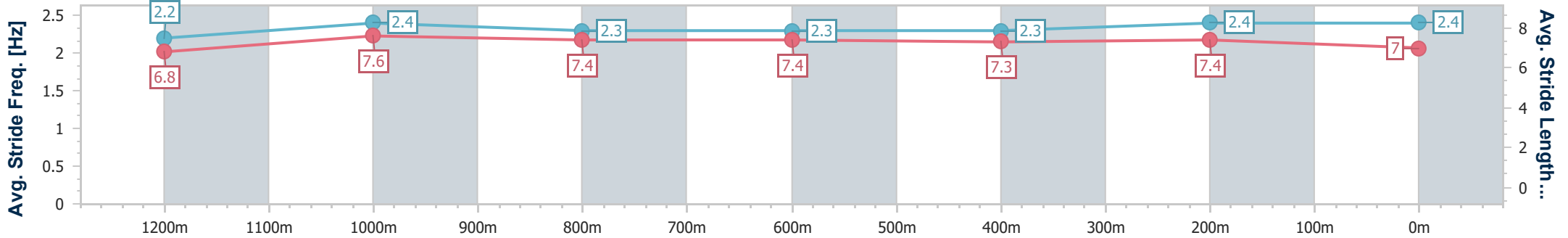
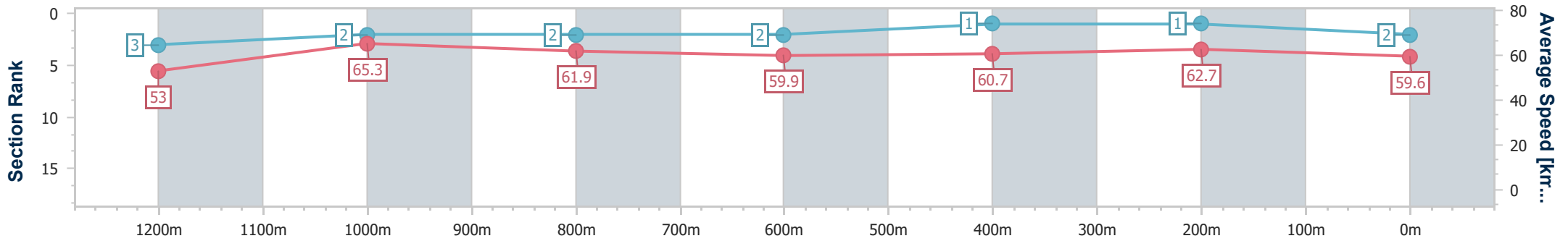
Sunshine Coast QLD Professional
Race 8: TAB BENCHMARK 65 Handicap - 1400m



10 November 2024 - 17:00

Track Rating: Good 4, Weather: Overcast, Rail Position: +8m Entire

Section	Overall	1200m	1000m	800m	600m	400m	200m
Section Times	1:24.03 [2] (0:13.60)	1:10.43 [3] (0:11.00)	0:59.43 [2] (0:11.75)	0:47.68 [2] (0:12.24)	0:35.44 [2] (0:11.88)	0:23.56 [1] (0:11.52)	0:12.04 [1] (0:12.04)
Average Speed [km/h]	53.0	65.3	61.9	59.9	60.7	62.7	59.6
Top Speed [km/h]	66.0	66.4	64.4	60.4	61.5	63.7	62.1
Avg. Dist. to Rail [m]	7.2	4.7	4.1	2.7	0.7	1.8	4.0
Avg. Stride Freq. [Hz]	2.2	2.4	2.3	2.3	2.3	2.4	2.4
Avg. Stride Length [m]	6.8	7.6	7.4	7.4	7.3	7.4	7.0



- [] Ranking at each section and finish
- .-.- No data available at this section
- NA No data available



Horse/Jockey Name	Lavoni
Final Rank	3
Fastest Section Time (Section)	0:11.23 (1200m)
Top Speed [km/h] (Section)	65.5 (Overall)
Race State	Finished



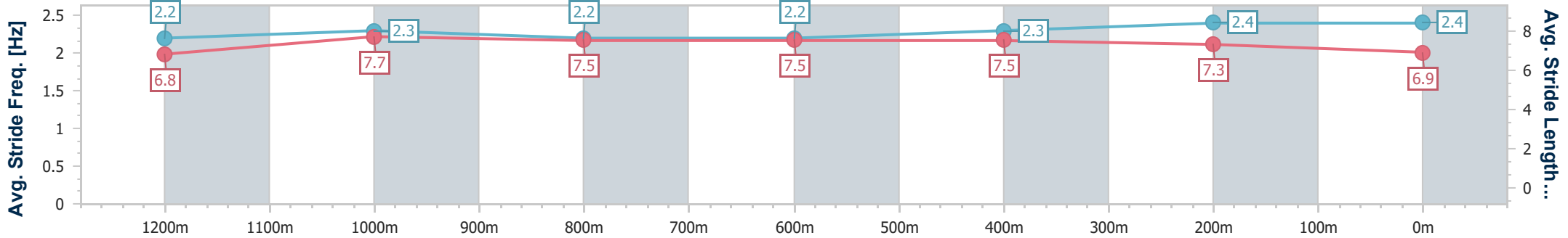
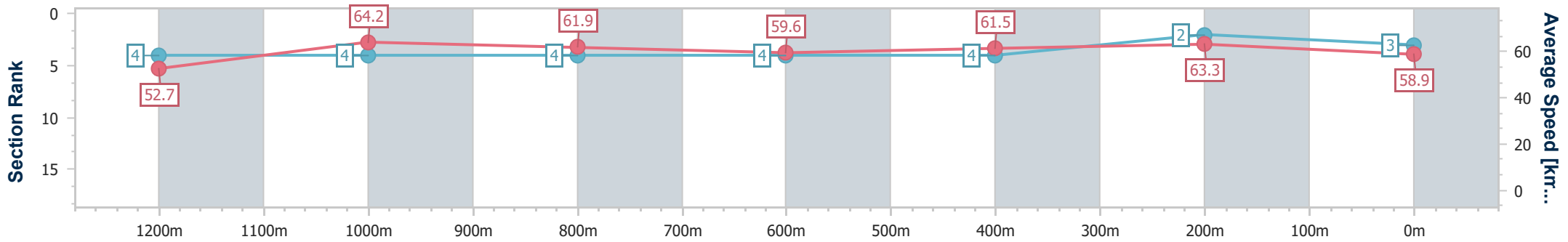
Sunshine Coast QLD Professional
Race 8: TAB BENCHMARK 65 Handicap - 1400m



10 November 2024 - 17:00

Track Rating: Good 4, Weather: Overcast, Rail Position: +8m Entire

Section	Overall	1200m	1000m	800m	600m	400m	200m
Section Times	1:24.26 [3] (0:13.63)	1:10.63 [4] (0:11.23)	0:59.40 [4] (0:11.76)	0:47.64 [4] (0:12.18)	0:35.46 [4] (0:11.83)	0:23.63 [4] (0:11.39)	0:12.24 [2] (0:12.24)
Average Speed [km/h]	52.7	64.2	61.9	59.6	61.5	63.3	58.9
Top Speed [km/h]	65.5	65.4	63.9	60.8	62.3	64.3	62.1
Avg. Dist. to Rail [m]	6.3	3.9	3.3	1.9	1.8	3.2	4.9
Avg. Stride Freq. [Hz]	2.2	2.3	2.2	2.2	2.3	2.4	2.4
Avg. Stride Length [m]	6.8	7.7	7.5	7.5	7.5	7.3	6.9



- [] Ranking at each section and finish
- .-.- No data available at this section
- NA No data available



Horse/Jockey Name	Script Writer
Final Rank	4
Fastest Section Time (Section)	0:11.22 (1200m)
Top Speed [km/h] (Section)	65.7 (1200m)
Race State	Finished



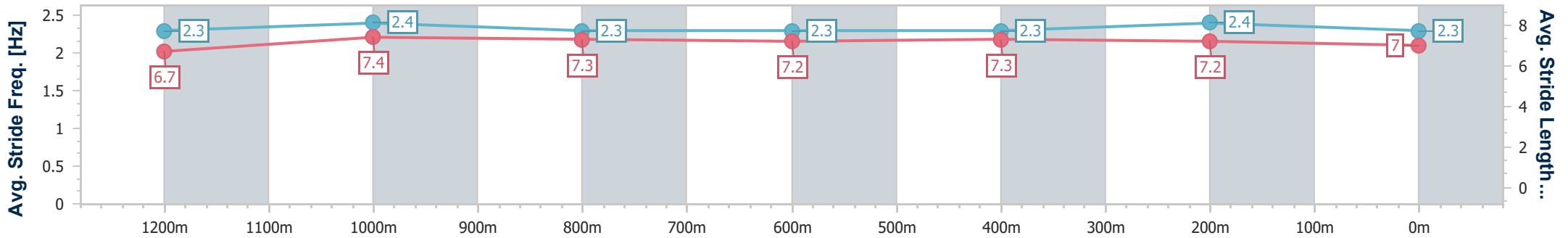
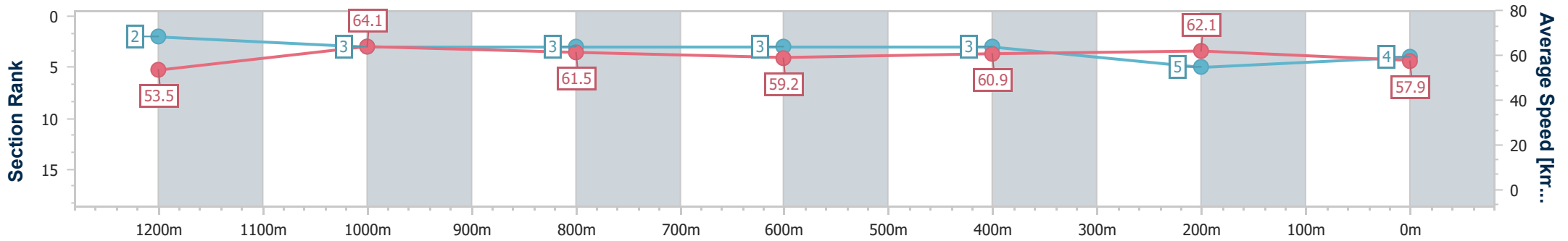
Sunshine Coast QLD Professional
Race 8: TAB BENCHMARK 65 Handicap - 1400m



10 November 2024 - 17:00

Track Rating: Good 4, Weather: Overcast, Rail Position: +8m Entire

Section	Overall	1200m	1000m	800m	600m	400m	200m
Section Times	1:24.63 [4] (0:13.47)	1:11.16 [2] (0:11.22)	0:59.94 [3] (0:11.80)	0:48.14 [3] (0:12.23)	0:35.91 [3] (0:11.89)	0:24.02 [3] (0:11.60)	0:12.42 [5] (0:12.42)
Average Speed [km/h]	53.5	64.1	61.5	59.2	60.9	62.1	57.9
Top Speed [km/h]	65.6	65.7	64.2	60.1	61.7	62.8	60.8
Avg. Dist. to Rail [m]	6.4	3.3	2.3	1.5	0.7	1.6	2.9
Avg. Stride Freq. [Hz]	2.3	2.4	2.3	2.3	2.3	2.4	2.3
Avg. Stride Length [m]	6.7	7.4	7.3	7.2	7.3	7.2	7.0



- [] Ranking at each section and finish
- .-.- No data available at this section
- NA No data available



Horse/Jockey Name	Bold Hussar
Final Rank	5
Fastest Section Time (Section)	0:11.21 (1200m)
Top Speed [km/h] (Section)	66.0 (Overall)
Race State	Finished



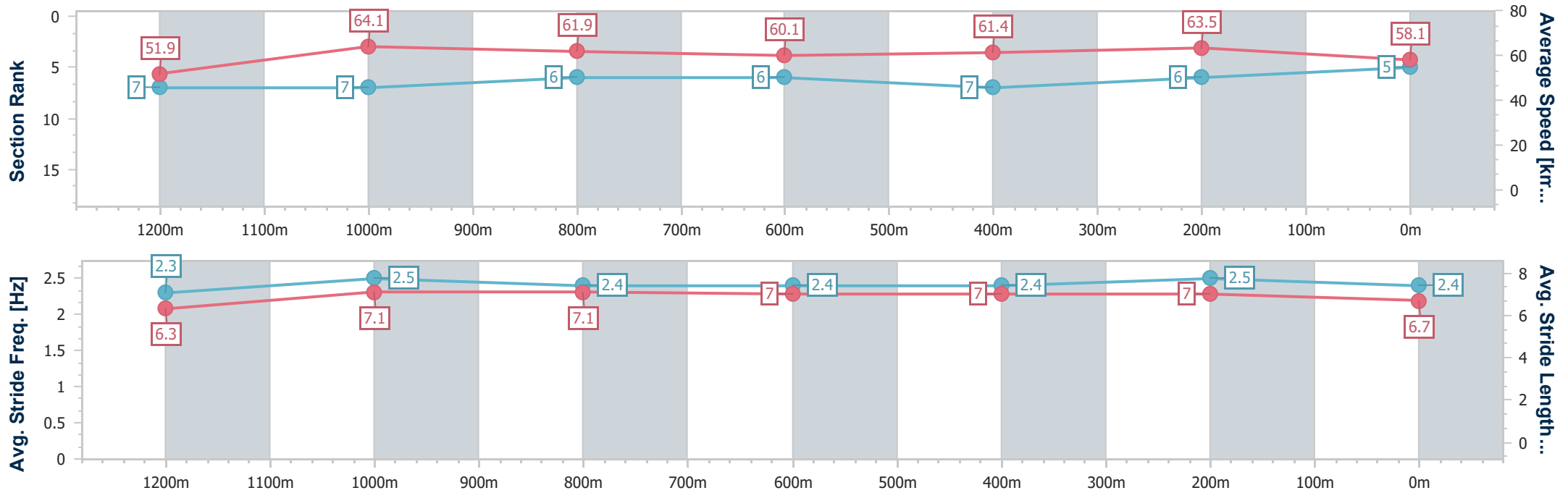
Sunshine Coast QLD Professional
Race 8: TAB BENCHMARK 65 Handicap - 1400m



10 November 2024 - 17:00

Track Rating: Good 4, Weather: Overcast, Rail Position: +8m Entire

Section	Overall	1200m	1000m	800m	600m	400m	200m
Section Times	1:24.63 [5] (0:13.86)	1:10.77 [7] (0:11.21)	0:59.56 [7] (0:11.76)	0:47.80 [6] (0:12.19)	0:35.61 [6] (0:11.86)	0:23.75 [7] (0:11.37)	0:12.38 [6] (0:12.38)
Average Speed [km/h]	51.9	64.1	61.9	60.1	61.4	63.5	58.1
Top Speed [km/h]	66.0	65.1	63.1	62.1	63.1	65.1	60.9
Avg. Dist. to Rail [m]	3.7	3.2	2.9	3.1	2.3	2.3	3.7
Avg. Stride Freq. [Hz]	2.3	2.5	2.4	2.4	2.4	2.5	2.4
Avg. Stride Length [m]	6.3	7.1	7.1	7.0	7.0	7.0	6.7



- [] Ranking at each section and finish
- .-.- No data available at this section
- NA No data available



Horse/Jockey Name	Venturous
Final Rank	6
Fastest Section Time (Section)	0:11.51 (1200m)
Top Speed [km/h] (Section)	64.7 (400m)
Race State	Finished



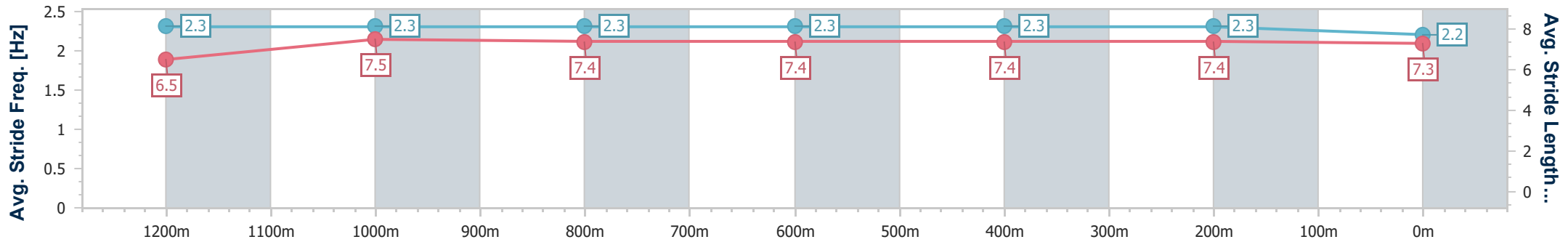
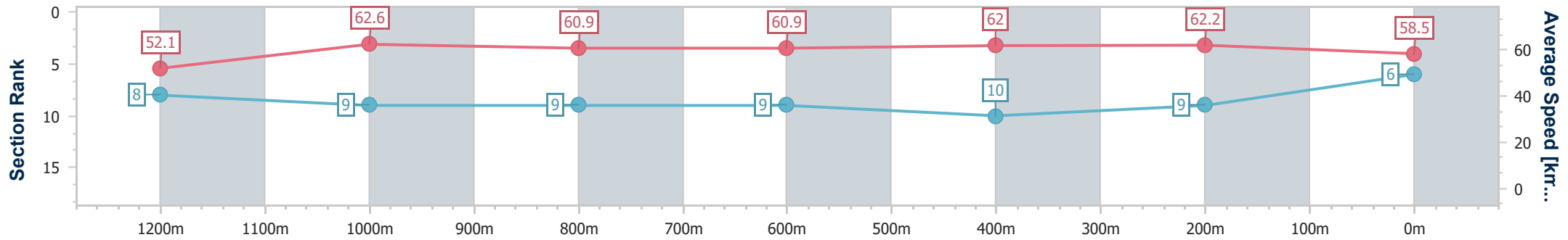
Sunshine Coast QLD Professional
Race 8: TAB BENCHMARK 65 Handicap - 1400m



10 November 2024 - 17:00

Track Rating: Good 4, Weather: Overcast, Rail Position: +8m Entire

Section	Overall	1200m	1000m	800m	600m	400m	200m
Section Times	1:24.93 [6] (0:13.87)	1:11.06 [8] (0:11.51)	0:59.55 [9] (0:11.91)	0:47.64 [9] (0:11.93)	0:35.71 [9] (0:11.84)	0:23.87 [10] (0:11.56)	0:12.31 [9] (0:12.31)
Average Speed [km/h]	52.1	62.6	60.9	60.9	62.0	62.2	58.5
Top Speed [km/h]	63.7	63.3	62.2	62.4	64.2	64.7	60.9
Avg. Dist. to Rail [m]	10.0	4.6	3.0	2.2	2.8	4.9	5.2
Avg. Stride Freq. [Hz]	2.3	2.3	2.3	2.3	2.3	2.3	2.2
Avg. Stride Length [m]	6.5	7.5	7.4	7.4	7.4	7.4	7.3



- [] Ranking at each section and finish
- .-.- No data available at this section
- NA No data available



Horse/Jockey Name	What A Weekend
Final Rank	7
Fastest Section Time (Section)	0:11.03 (1200m)
Top Speed [km/h] (Section)	66.6 (Overall)
Race State	Finished



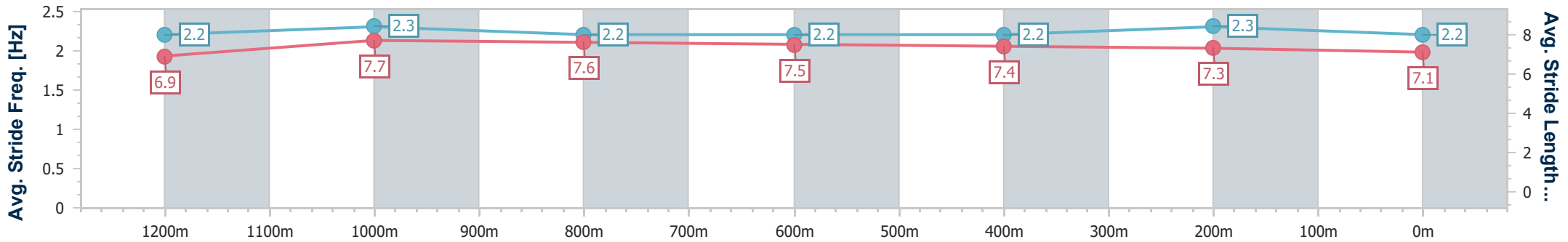
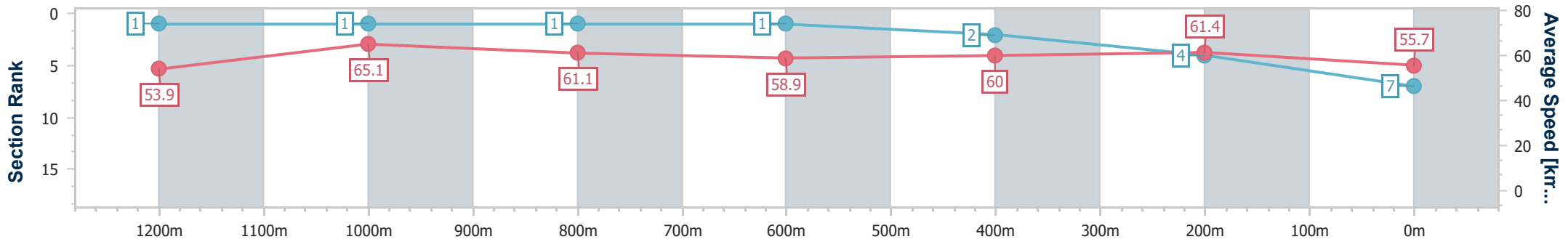
Sunshine Coast QLD Professional
Race 8: TAB BENCHMARK 65 Handicap - 1400m



10 November 2024 - 17:00

Track Rating: Good 4, Weather: Overcast, Rail Position: +8m Entire

Section	Overall	1200m	1000m	800m	600m	400m	200m
Section Times	1:25.13 [7] (0:13.39)	1:11.74 [1] (0:11.03)	1:00.71 [1] (0:11.84)	0:48.87 [1] (0:12.23)	0:36.64 [1] (0:11.99)	0:24.65 [2] (0:11.71)	0:12.94 [4] (0:12.94)
Average Speed [km/h]	53.9	65.1	61.1	58.9	60.0	61.4	55.7
Top Speed [km/h]	66.6	66.6	63.7	59.7	61.6	63.1	59.3
Avg. Dist. to Rail [m]	11.2	4.4	2.0	0.5	0.4	0.4	1.5
Avg. Stride Freq. [Hz]	2.2	2.3	2.2	2.2	2.2	2.3	2.2
Avg. Stride Length [m]	6.9	7.7	7.6	7.5	7.4	7.3	7.1



- [] Ranking at each section and finish
- .-.- No data available at this section
- NA No data available



Horse/Jockey Name	Elected
Final Rank	8
Fastest Section Time (Section)	0:11.31 (1200m)
Top Speed [km/h] (Section)	65.8 (Overall)
Race State	Finished



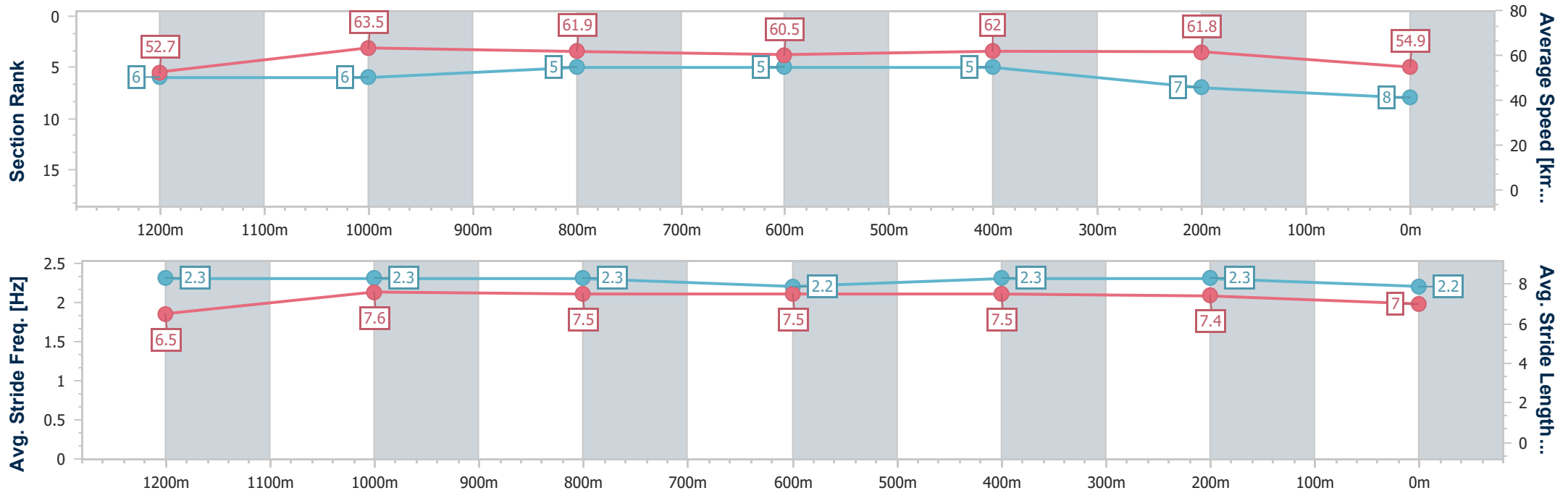
Sunshine Coast QLD Professional
Race 8: TAB BENCHMARK 65 Handicap - 1400m



10 November 2024 - 17:00

Track Rating: Good 4, Weather: Overcast, Rail Position: +8m Entire

Section	Overall	1200m	1000m	800m	600m	400m	200m
Section Times	1:25.47 [8] (0:13.73)	1:11.74 [6] (0:11.31)	1:00.43 [6] (0:11.77)	0:48.66 [5] (0:12.15)	0:36.51 [5] (0:11.75)	0:24.76 [5] (0:11.67)	0:13.09 [7] (0:13.09)
Average Speed [km/h]	52.7	63.5	61.9	60.5	62.0	61.8	54.9
Top Speed [km/h]	65.8	65.3	62.3	61.3	62.7	63.5	57.4
Avg. Dist. to Rail [m]	8.2	4.7	4.6	3.5	2.3	3.8	4.7
Avg. Stride Freq. [Hz]	2.3	2.3	2.3	2.2	2.3	2.3	2.2
Avg. Stride Length [m]	6.5	7.6	7.5	7.5	7.5	7.4	7.0



- [] Ranking at each section and finish
- .-.- No data available at this section
- NA No data available



Horse/Jockey Name	Smokin' Toff
Final Rank	9
Fastest Section Time (Section)	0:11.26 (1200m)
Top Speed [km/h] (Section)	66.6 (1200m)
Race State	Finished



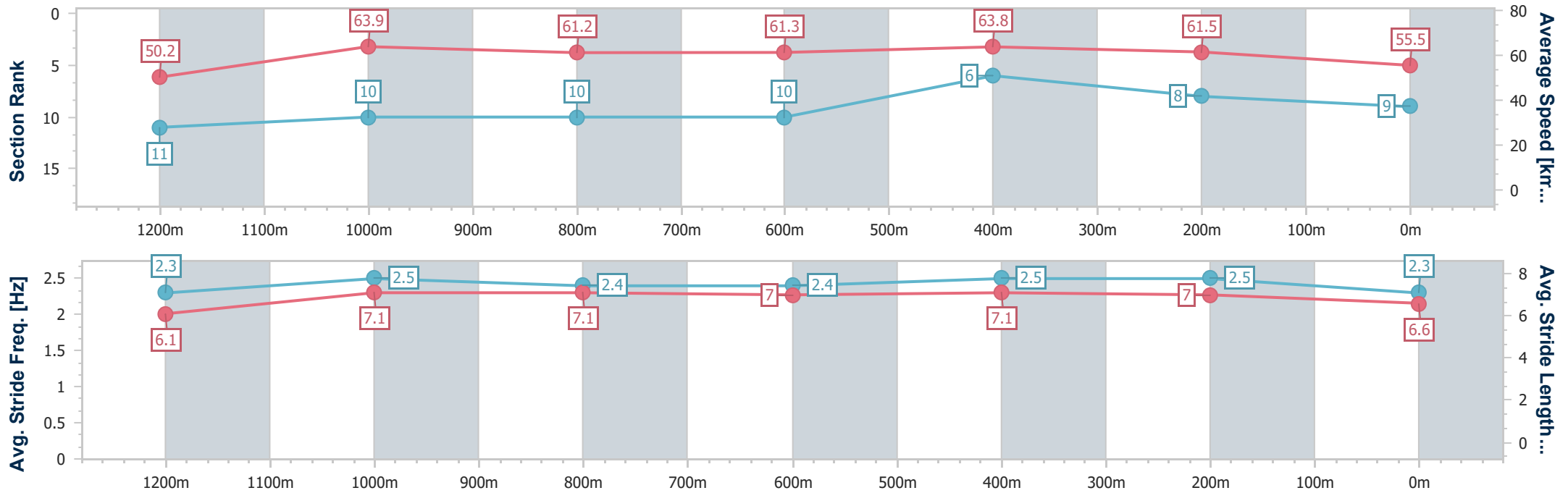
Sunshine Coast QLD Professional
Race 8: TAB BENCHMARK 65 Handicap - 1400m



10 November 2024 - 17:00

Track Rating: Good 4, Weather: Overcast, Rail Position: +8m Entire

Section	Overall	1200m	1000m	800m	600m	400m	200m
Section Times	1:25.54 [9] (0:14.34)	1:11.20 [11] (0:11.26)	0:59.94 [10] (0:11.84)	0:48.10 [10] (0:11.98)	0:36.12 [10] (0:11.40)	0:24.72 [6] (0:11.71)	0:13.01 [8] (0:13.01)
Average Speed [km/h]	50.2	63.9	61.2	61.3	63.8	61.5	55.5
Top Speed [km/h]	65.6	66.6	64.4	64.1	64.7	64.0	58.4
Avg. Dist. to Rail [m]	4.6	3.4	2.7	3.6	1.8	4.7	8.0
Avg. Stride Freq. [Hz]	2.3	2.5	2.4	2.4	2.5	2.5	2.3
Avg. Stride Length [m]	6.1	7.1	7.1	7.0	7.1	7.0	6.6



- [] Ranking at each section and finish
- .-.- No data available at this section
- NA No data available



Horse/Jockey Name	Launch Pad
Final Rank	10
Fastest Section Time (Section)	0:11.34 (1200m)
Top Speed [km/h] (Section)	64.8 (Overall)
Race State	Finished



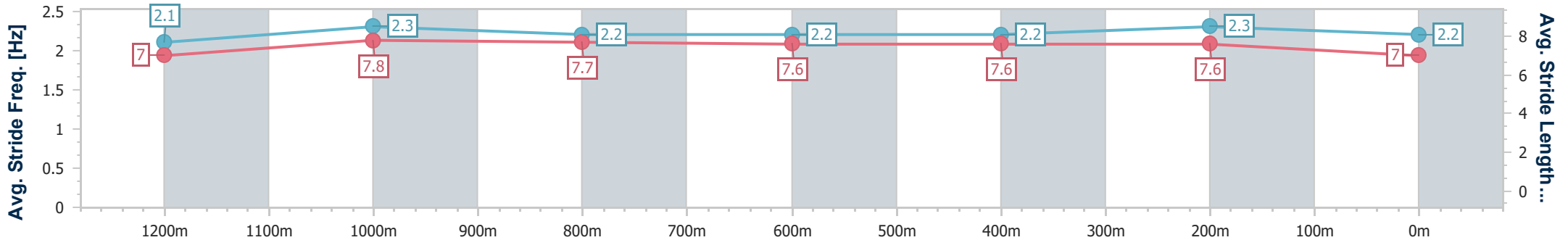
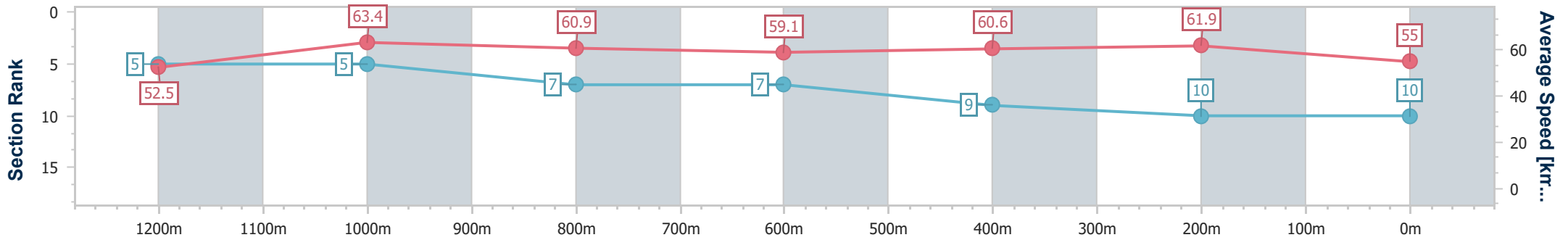
Sunshine Coast QLD Professional
Race 8: TAB BENCHMARK 65 Handicap - 1400m



10 November 2024 - 17:00

Track Rating: Good 4, Weather: Overcast, Rail Position: +8m Entire

Section	Overall	1200m	1000m	800m	600m	400m	200m
Section Times	1:25.79 [10] (0:13.66)	1:12.13 [5] (0:11.34)	1:00.79 [5] (0:11.90)	0:48.89 [7] (0:12.22)	0:36.67 [7] (0:11.92)	0:24.75 [9] (0:11.62)	0:13.13 [10] (0:13.13)
Average Speed [km/h]	52.5	63.4	60.9	59.1	60.6	61.9	55.0
Top Speed [km/h]	64.8	64.7	62.5	60.2	62.7	62.9	59.4
Avg. Dist. to Rail [m]	4.5	2.4	1.7	0.3	0.8	2.0	3.4
Avg. Stride Freq. [Hz]	2.1	2.3	2.2	2.2	2.2	2.3	2.2
Avg. Stride Length [m]	7.0	7.8	7.7	7.6	7.6	7.6	7.0



- [] Ranking at each section and finish
- .-.- No data available at this section
- NA No data available



Horse/Jockey Name	Awesome Moon
Final Rank	11
Fastest Section Time (Section)	0:11.46 (1200m)
Top Speed [km/h] (Section)	64.0 (1200m)
Race State	Finished



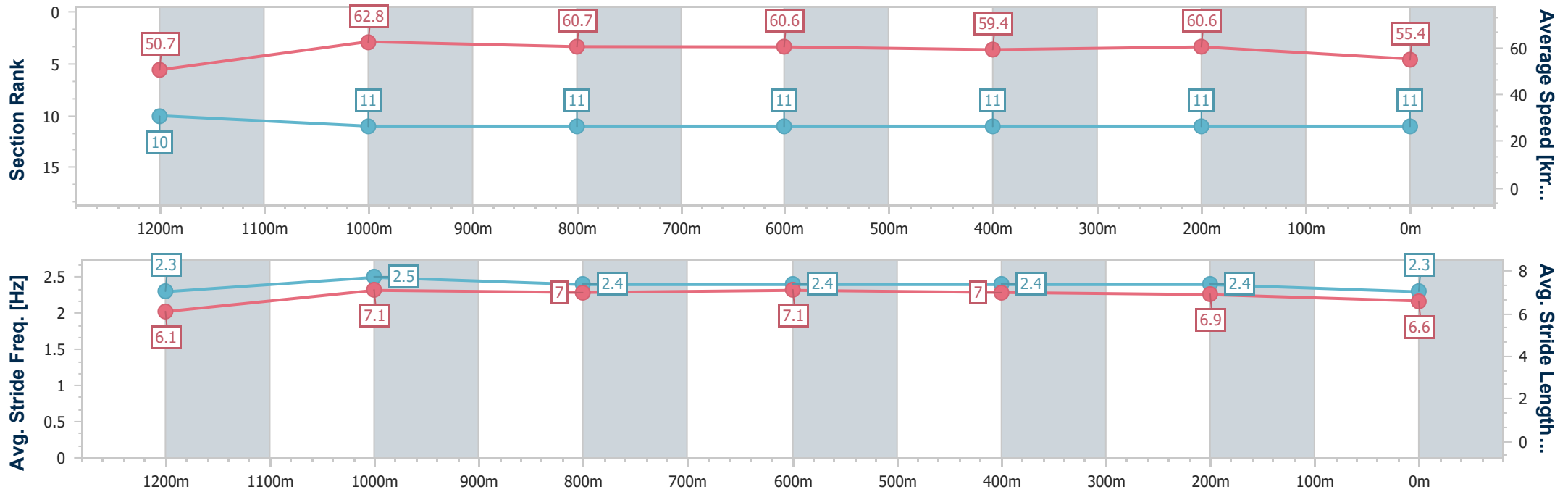
Sunshine Coast QLD Professional
Race 8: TAB BENCHMARK 65 Handicap - 1400m



10 November 2024 - 17:00

Track Rating: Good 4, Weather: Overcast, Rail Position: +8m Entire

Section	Overall	1200m	1000m	800m	600m	400m	200m
Section Times	1:26.82 [11] (0:14.23)	1:12.59 [10] (0:11.46)	1:01.13 [11] (0:11.97)	0:49.16 [11] (0:12.11)	0:37.05 [11] (0:12.17)	0:24.88 [11] (0:11.87)	0:13.01 [11] (0:13.01)
Average Speed [km/h]	50.7	62.8	60.7	60.6	59.4	60.6	55.4
Top Speed [km/h]	63.6	64.0	62.3	61.4	60.6	62.3	59.1
Avg. Dist. to Rail [m]	6.0	4.2	3.7	2.5	0.9	5.9	6.9
Avg. Stride Freq. [Hz]	2.3	2.5	2.4	2.4	2.4	2.4	2.3
Avg. Stride Length [m]	6.1	7.1	7.0	7.1	7.0	6.9	6.6



- [] Ranking at each section and finish
- .-.- No data available at this section
- NA No data available