



Doomben QLD Professional

Race 2: SKY RACING Class 2 Handicap - 1650m

13 November 2024 - 14:28



BRISBANE
RACING CLUB

Track Rating: Soft 7, Weather: Overcast, Rail Position: +8m Entire

Section														
Field Times														
Rank	TAB	Horse/Jockey	Barrier	Top Speed [km/h]	Fastest Section	Overall	1400m	1200m	1000m	800m	600m	400m	Last 600m	Distance Travelled [m]
1	1	TUFF TU MUS Noel Callow	9	65.8 1400m	0:11.28 1400m	1:40.68 [1] (0:17.14)	1:23.54 [3] (0:11.28)	1:12.26 [3] (0:11.79)	1:00.47 [2] (0:12.10)	0:48.37 [3] (0:12.23)	0:36.14 [2] (0:11.91)	0:24.23 [2] (0:11.79)	0:36.14	
2	5	WHO ORDERED DAFISH Cejay Graham	6	65.2 1400m	0:11.32 1400m	1:40.97 [2] (0:17.25)	1:23.72 [5] (0:11.32)	1:12.40 [4] (0:12.09)	1:00.31 [5] (0:12.04)	0:48.27 [5] (0:12.37)	0:35.90 [5] (0:11.97)	0:23.93 [5] (0:11.58)	0:35.90	-6
3	4	WEST CORK Angela Jones	7	67.8 Overall	0:11.28 1400m	1:41.09 [3] (0:16.94)	1:24.15 [2] (0:11.28)	1:12.87 [1] (0:11.66)	1:01.21 [1] (0:12.20)	0:49.01 [1] (0:12.24)	0:36.77 [1] (0:12.03)	0:24.74 [1] (0:12.08)	0:36.77	-5
4	3	CARTWHEELS Andrew Mallyon	4	64.8 1400m	0:11.44 1400m	1:41.38 [4] (0:17.73)	1:23.65 [7] (0:11.44)	1:12.21 [7] (0:11.84)	1:00.37 [7] (0:11.94)	0:48.43 [7] (0:12.19)	0:36.24 [6] (0:12.00)	0:24.24 [6] (0:11.67)	0:36.24	-6
5	10	CLASSIQUE GAL Nikita Beriman	3	65.9 1400m	0:11.24 1400m	1:41.46 [5] (0:17.62)	1:23.84 [6] (0:11.24)	1:12.60 [6] (0:12.04)	1:00.56 [6] (0:11.96)	0:48.60 [6] (0:12.32)	0:36.28 [7] (0:12.08)	0:24.20 [7] (0:11.66)	0:36.28	-9
6	8	VENOM WOLF Courtney Bellamy	5	64.7 1400m	0:11.33 1400m	1:41.60 [6] (0:18.00)	1:23.60 [9] (0:11.33)	1:12.27 [8] (0:11.96)	1:00.31 [9] (0:11.95)	0:48.36 [9] (0:12.18)	0:36.18 [8] (0:11.99)	0:24.19 [8] (0:11.71)	0:36.18	-4
7	2	CONNECTICUT Cody Collis	8	65.6 1400m	0:11.45 1400m	1:41.82 [7] (0:17.19)	1:24.63 [4] (0:11.45)	1:13.18 [5] (0:11.96)	1:01.22 [4] (0:11.99)	0:49.23 [4] (0:12.12)	0:37.11 [4] (0:11.96)	0:25.15 [3] (0:12.12)	0:37.11	-1
8	9	LOST MY NIGHTIE Samantha Collett	2	64.3 400m	0:11.36 1400m	1:41.92 [8] (0:17.98)	1:23.94 [8] (0:11.36)	1:12.58 [9] (0:11.93)	1:00.65 [8] (0:11.93)	0:48.72 [8] (0:12.33)	0:36.39 [9] (0:12.13)	0:24.26 [9] (0:11.52)	0:36.39	-4
9	7	KENICHI Mark Du Plessis	1	65.5 Overall	0:11.36 1400m	1:44.40 [9] (0:16.88)	1:27.52 [1] (0:11.36)	1:16.16 [2] (0:11.99)	1:04.17 [3] (0:12.07)	0:52.10 [2] (0:12.28)	0:39.82 [3] (0:12.12)	0:27.70 [4] (0:12.40)	0:39.82	-8

Scratched: Divakara (#6)

[] Ranking at each section and finish
 -:-:- No data available at this section
 NA No data available

SCN Saddle cloth number
 DNF Did not finish
 DNT Did not track



Doomben QLD Professional

Race 2: SKY RACING Class 2 Handicap - 1650m

13 November 2024 - 14:28



BRISBANE
RACING CLUB

Track Rating: Soft 7, Weather: Overcast, Rail Position: +8m Entire

Section				200m				Last 600m	
Field Times				0:12.44 (0:12.44)				0:36.36	
Rank	TAB	Horse/Jockey	Barrier	Top Speed [km/h]	Fastest Section	Margin			Distance Travelled [m]
1	1	TUFF TU MUS Noel Callow	9	65.8 1400m	0:11.28 1400m	0:12.44 [1] (0:12.44)	1:40.68		0:36.14
2	5	WHO ORDERED DAFISH Cejay Graham	6	65.2 1400m	0:11.32 1400m	0:12.35 [3] (0:12.35)	1.75L		0:35.90 -6
3	4	WEST CORK Angela Jones	7	67.8 Overall	0:11.28 1400m	0:12.66 [2] (0:12.66)	2.44L		0:36.77 -5
4	3	CARTWHEELS Andrew Mallyon	4	64.8 1400m	0:11.44 1400m	0:12.57 [5] (0:12.57)	4.15L		0:36.24 -6
5	10	CLASSIQUE GAL Nikita Beriman	3	65.9 1400m	0:11.24 1400m	0:12.54 [6] (0:12.54)	4.63L		0:36.28 -9
6	8	VENOM WOLF Courtney Bellamy	5	64.7 1400m	0:11.33 1400m	0:12.48 [8] (0:12.48)	5.45L		0:36.18 -4
7	2	CONNECTICUT Cody Collis	8	65.6 1400m	0:11.45 1400m	0:13.03 [4] (0:13.03)	6.71L		0:37.11 -1
8	9	LOST MY NIGHTIE Samantha Collett	2	64.3 400m	0:11.36 1400m	0:12.74 [9] (0:12.74)	7.3L		0:36.39 -4
9	7	KENICHI Mark Du Plessis	1	65.5 Overall	0:11.36 1400m	0:15.30 [7] (0:15.30)	21.9L		0:39.82 -8

Scratched: Divakara (#6)



Horse/Jockey Name	Tuff Tu Mus
Final Rank	1
Fastest Section Time (Section)	0:11.28 (1400m)
Top Speed [km/h] (Section)	65.8 (1400m)
Race State	Finished

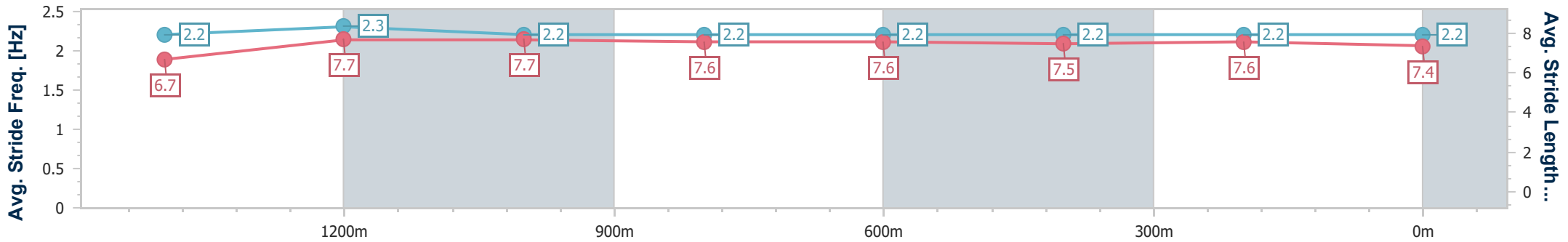
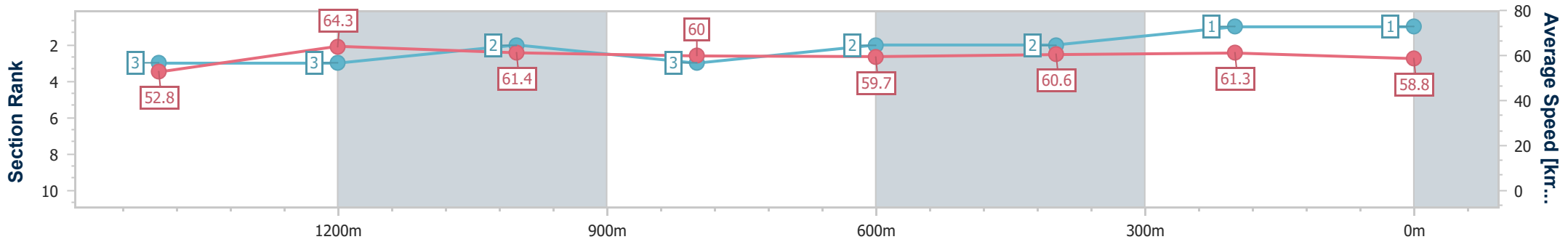


Doomben QLD Professional
Race 2: SKY RACING Class 2 Handicap - 1650m
 13 November 2024 - 14:28
 Track Rating: Soft 7, Weather: Overcast, Rail Position: +8m Entire



BRISBANE
RACING CLUB

Section	Overall	1400m	1200m	1000m	800m	600m	400m	200m
Section Times	1:40.68 [1] (0:17.14)	1:23.54 [3] (0:11.28)	1:12.26 [3] (0:11.79)	1:00.47 [2] (0:12.10)	0:48.37 [3] (0:12.23)	0:36.14 [2] (0:11.91)	0:24.23 [2] (0:11.79)	0:12.44 [1] (0:12.44)
Average Speed [km/h]	52.8	64.3	61.4	60.0	59.7	60.6	61.3	58.8
Top Speed [km/h]	65.5	65.8	63.7	61.3	61.4	61.6	62.3	62.2
Avg. Dist. to Rail [m]	3.4	1.1	1.1	1.0	1.4	0.4	0.7	0.4
Avg. Stride Freq. [Hz]	2.2	2.3	2.2	2.2	2.2	2.2	2.2	2.2
Avg. Stride Length [m]	6.7	7.7	7.7	7.6	7.6	7.5	7.6	7.4



- [] Ranking at each section and finish
- .-.- No data available at this section
- NA No data available



Horse/Jockey Name	Who Ordered Dafish
Final Rank	2
Fastest Section Time (Section)	0:11.32 (1400m)
Top Speed [km/h] (Section)	65.2 (1400m)
Race State	Finished



Doomben QLD Professional

Race 2: SKY RACING Class 2 Handicap - 1650m

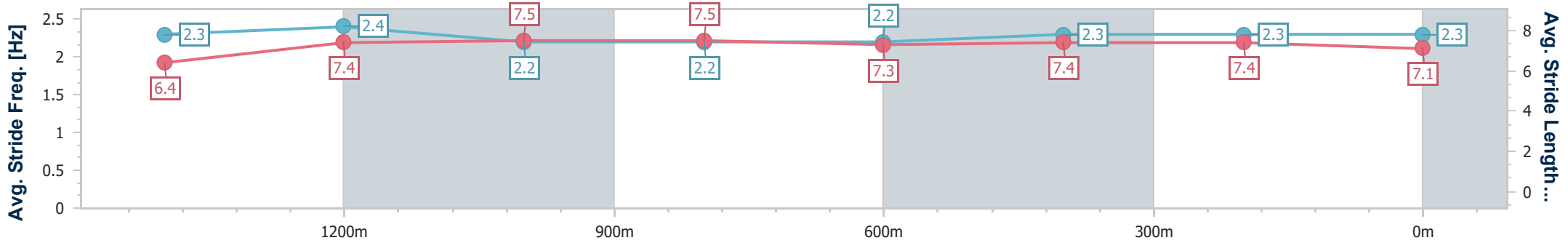
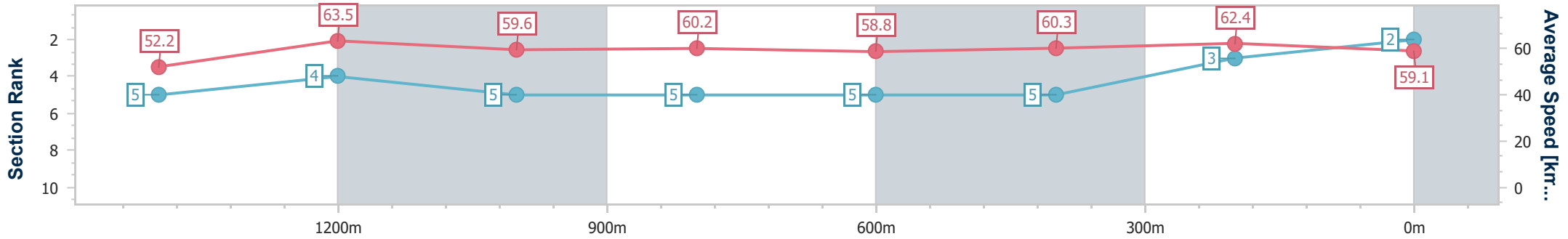
13 November 2024 - 14:28

Track Rating: Soft 7, Weather: Overcast, Rail Position: +8m Entire



BRISBANE RACING CLUB

Section	Overall	1400m	1200m	1000m	800m	600m	400m	200m
Section Times	1:40.97 [2] (0:17.25)	1:23.72 [5] (0:11.32)	1:12.40 [4] (0:12.09)	1:00.31 [5] (0:12.04)	0:48.27 [5] (0:12.37)	0:35.90 [5] (0:11.97)	0:23.93 [5] (0:11.58)	0:12.35 [3] (0:12.35)
Average Speed [km/h]	52.2	63.5	59.6	60.2	58.8	60.3	62.4	59.1
Top Speed [km/h]	64.3	65.2	60.4	61.8	61.1	61.9	63.6	61.2
Avg. Dist. to Rail [m]	1.1	1.1	0.4	0.1	0.4	0.3	0.8	2.1
Avg. Stride Freq. [Hz]	2.3	2.4	2.2	2.2	2.2	2.3	2.3	2.3
Avg. Stride Length [m]	6.4	7.4	7.5	7.5	7.3	7.4	7.4	7.1



- [] Ranking at each section and finish
- .-.- No data available at this section
- NA No data available



Horse/Jockey Name	West Cork
Final Rank	3
Fastest Section Time (Section)	0:11.28 (1400m)
Top Speed [km/h] (Section)	67.8 (Overall)
Race State	Finished



Doomben QLD Professional

Race 2: SKY RACING Class 2 Handicap - 1650m

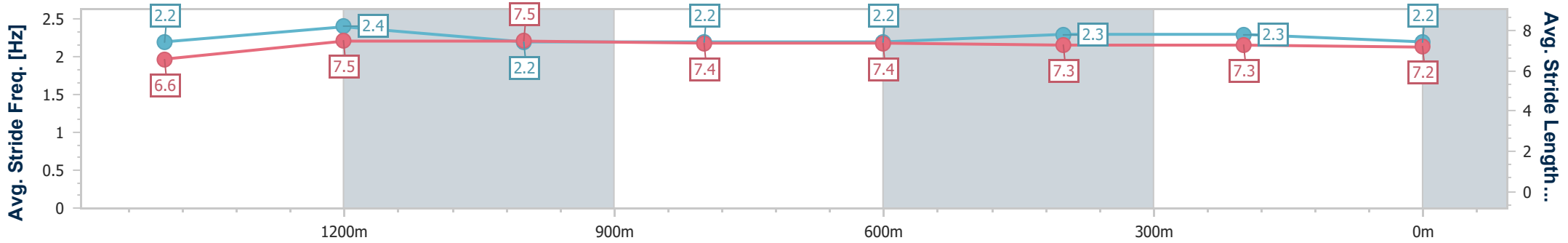
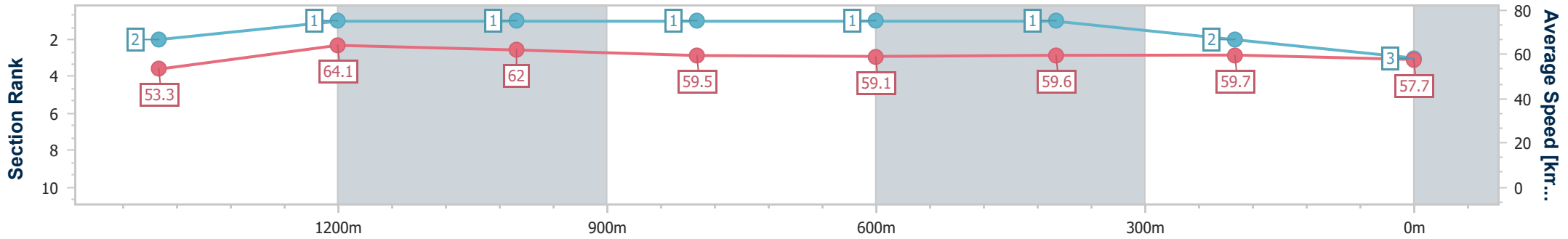
13 November 2024 - 14:28

Track Rating: Soft 7, Weather: Overcast, Rail Position: +8m Entire



BRISBANE RACING CLUB

Section	Overall	1400m	1200m	1000m	800m	600m	400m	200m
Section Times	1:41.09 [3] (0:16.94)	1:24.15 [2] (0:11.28)	1:12.87 [1] (0:11.66)	1:01.21 [1] (0:12.20)	0:49.01 [1] (0:12.24)	0:36.77 [1] (0:12.03)	0:24.74 [1] (0:12.08)	0:12.66 [2] (0:12.66)
Average Speed [km/h]	53.3	64.1	62.0	59.5	59.1	59.6	59.7	57.7
Top Speed [km/h]	67.8	67.5	63.8	60.2	60.3	61.4	61.3	59.5
Avg. Dist. to Rail [m]	1.3	0.7	0.3	0.5	0.1	1.1	2.2	1.1
Avg. Stride Freq. [Hz]	2.2	2.4	2.2	2.2	2.2	2.3	2.3	2.2
Avg. Stride Length [m]	6.6	7.5	7.5	7.4	7.4	7.3	7.3	7.2



- [] Ranking at each section and finish
- .-.- No data available at this section
- NA No data available



Horse/Jockey Name	Cartwheels
Final Rank	4
Fastest Section Time (Section)	0:11.44 (1400m)
Top Speed [km/h] (Section)	64.8 (1400m)
Race State	Finished



Doomben QLD Professional

Race 2: SKY RACING Class 2 Handicap - 1650m

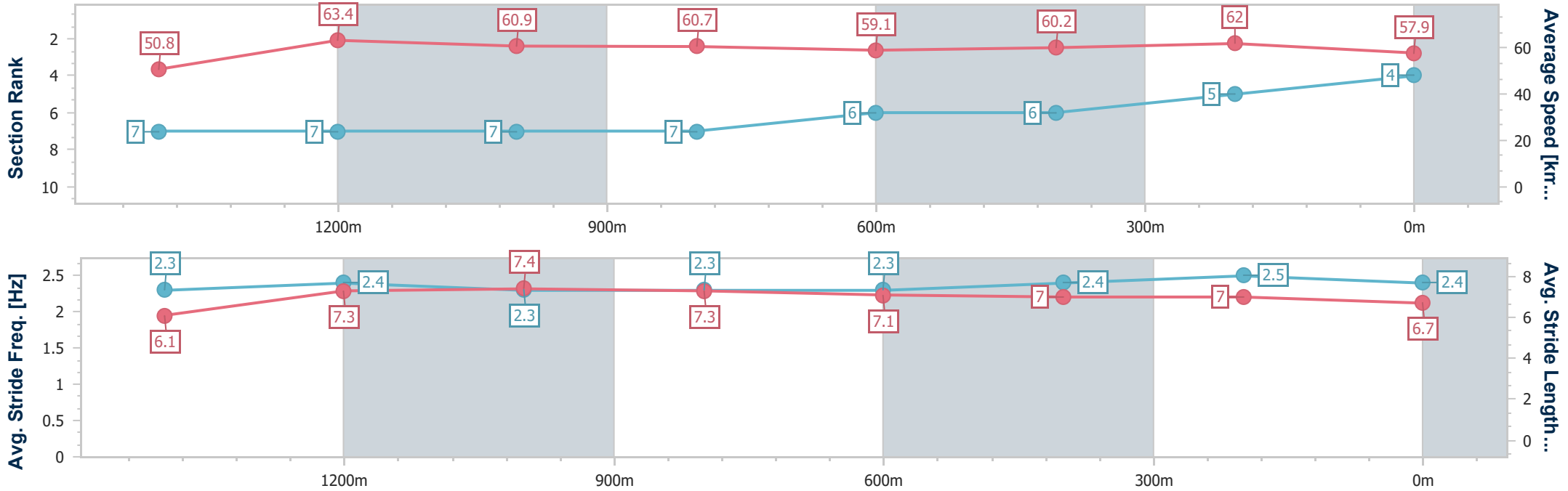
13 November 2024 - 14:28

Track Rating: Soft 7, Weather: Overcast, Rail Position: +8m Entire



BRISBANE RACING CLUB

Section	Overall	1400m	1200m	1000m	800m	600m	400m	200m
Section Times	1:41.38 [4] (0:17.73)	1:23.65 [7] (0:11.44)	1:12.21 [7] (0:11.84)	1:00.37 [7] (0:11.94)	0:48.43 [7] (0:12.19)	0:36.24 [6] (0:12.00)	0:24.24 [6] (0:11.67)	0:12.57 [5] (0:12.57)
Average Speed [km/h]	50.8	63.4	60.9	60.7	59.1	60.2	62.0	57.9
Top Speed [km/h]	63.2	64.8	63.4	61.5	60.2	61.2	63.6	61.1
Avg. Dist. to Rail [m]	1.0	0.5	0.4	0.6	0.4	0.2	1.4	3.5
Avg. Stride Freq. [Hz]	2.3	2.4	2.3	2.3	2.3	2.4	2.5	2.4
Avg. Stride Length [m]	6.1	7.3	7.4	7.3	7.1	7.0	7.0	6.7



- [] Ranking at each section and finish
- .-.- No data available at this section
- NA No data available



Horse/Jockey Name	Classique Gal
Final Rank	5
Fastest Section Time (Section)	0:11.24 (1400m)
Top Speed [km/h] (Section)	65.9 (1400m)
Race State	Finished

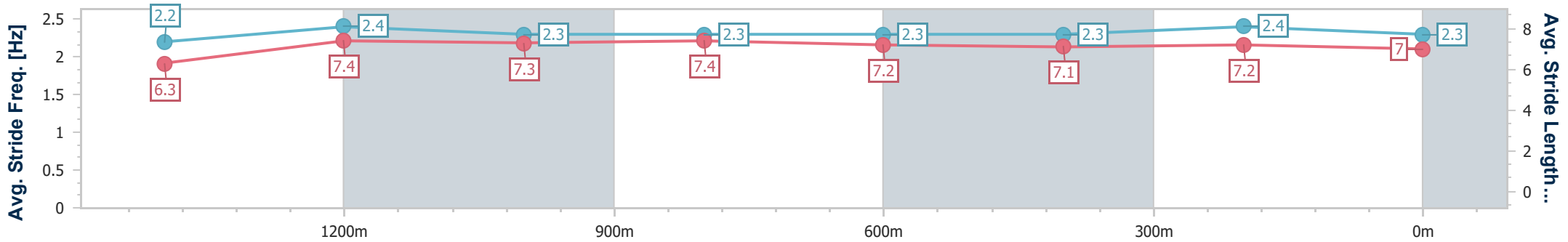
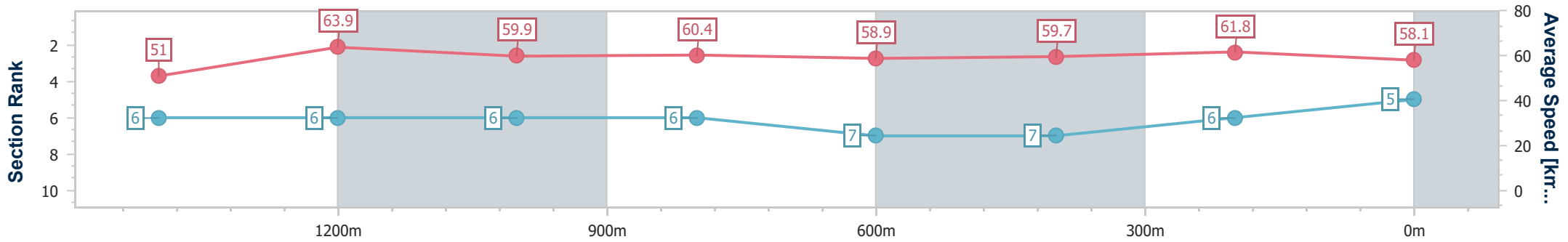


Doomben QLD Professional
Race 2: SKY RACING Class 2 Handicap - 1650m
 13 November 2024 - 14:28
 Track Rating: Soft 7, Weather: Overcast, Rail Position: +8m Entire



BRISBANE
RACING CLUB

Section	Overall	1400m	1200m	1000m	800m	600m	400m	200m
Section Times	1:41.46 [5] (0:17.62)	1:23.84 [6] (0:11.24)	1:12.60 [6] (0:12.04)	1:00.56 [6] (0:11.96)	0:48.60 [6] (0:12.32)	0:36.28 [7] (0:12.08)	0:24.20 [7] (0:11.66)	0:12.54 [6] (0:12.54)
Average Speed [km/h]	51.0	63.9	59.9	60.4	58.9	59.7	61.8	58.1
Top Speed [km/h]	63.9	65.9	61.7	61.9	60.9	62.3	63.9	61.7
Avg. Dist. to Rail [m]	1.5	1.3	0.2	0.1	0.2	0.4	1.0	0.9
Avg. Stride Freq. [Hz]	2.2	2.4	2.3	2.3	2.3	2.3	2.4	2.3
Avg. Stride Length [m]	6.3	7.4	7.3	7.4	7.2	7.1	7.2	7.0



- [] Ranking at each section and finish
- .-.- No data available at this section
- NA No data available



Horse/Jockey Name	Venom Wolf
Final Rank	6
Fastest Section Time (Section)	0:11.33 (1400m)
Top Speed [km/h] (Section)	64.7 (1400m)
Race State	Finished



Doomben QLD Professional

Race 2: SKY RACING Class 2 Handicap - 1650m

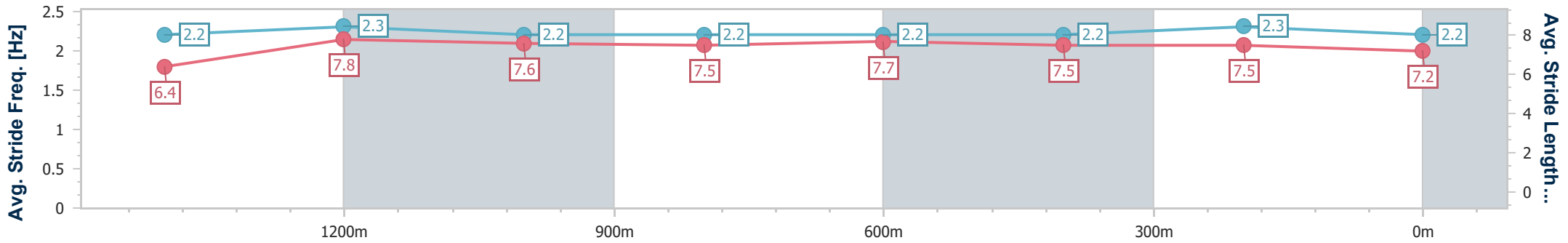
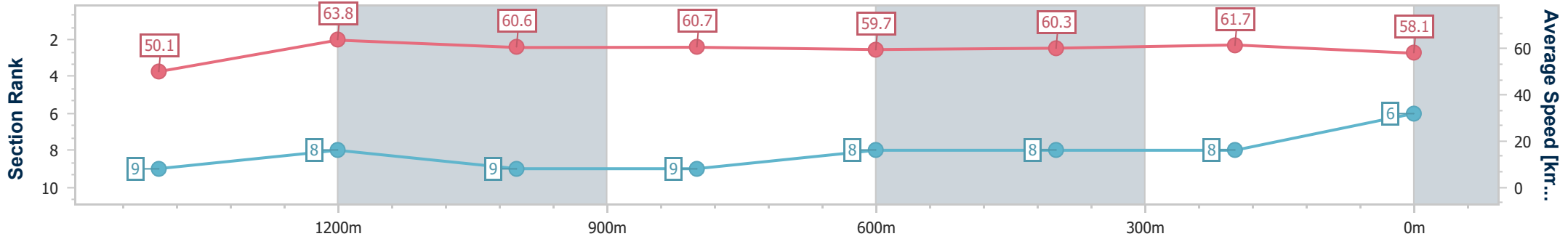
13 November 2024 - 14:28

Track Rating: Soft 7, Weather: Overcast, Rail Position: +8m Entire



BRISBANE RACING CLUB

Section	Overall	1400m	1200m	1000m	800m	600m	400m	200m
Section Times	1:41.60 [6] (0:18.00)	1:23.60 [9] (0:11.33)	1:12.27 [8] (0:11.96)	1:00.31 [9] (0:11.95)	0:48.36 [9] (0:12.18)	0:36.18 [8] (0:11.99)	0:24.19 [8] (0:11.71)	0:12.48 [8] (0:12.48)
Average Speed [km/h]	50.1	63.8	60.6	60.7	59.7	60.3	61.7	58.1
Top Speed [km/h]	64.4	64.7	62.9	61.8	61.0	61.4	63.2	60.6
Avg. Dist. to Rail [m]	1.0	0.8	1.1	1.4	0.8	0.3	1.4	3.0
Avg. Stride Freq. [Hz]	2.2	2.3	2.2	2.2	2.2	2.2	2.3	2.2
Avg. Stride Length [m]	6.4	7.8	7.6	7.5	7.7	7.5	7.5	7.2



- [] Ranking at each section and finish
- .-.- No data available at this section
- NA No data available



Horse/Jockey Name	Connecticut
Final Rank	7
Fastest Section Time (Section)	0:11.45 (1400m)
Top Speed [km/h] (Section)	65.6 (1400m)
Race State	Finished

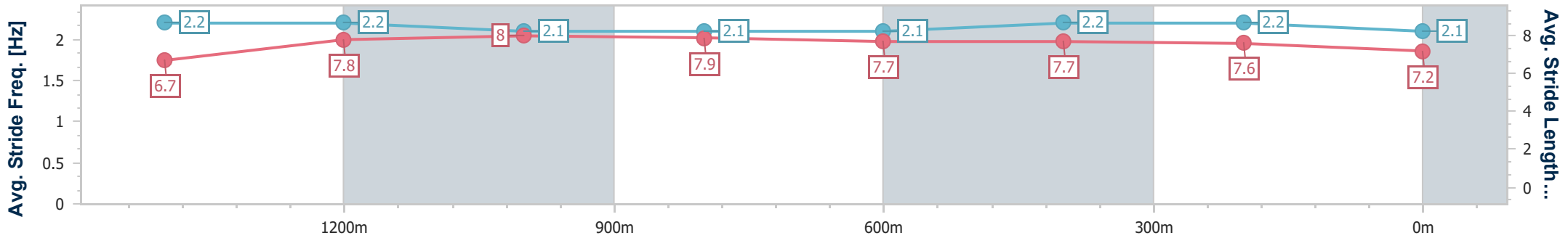
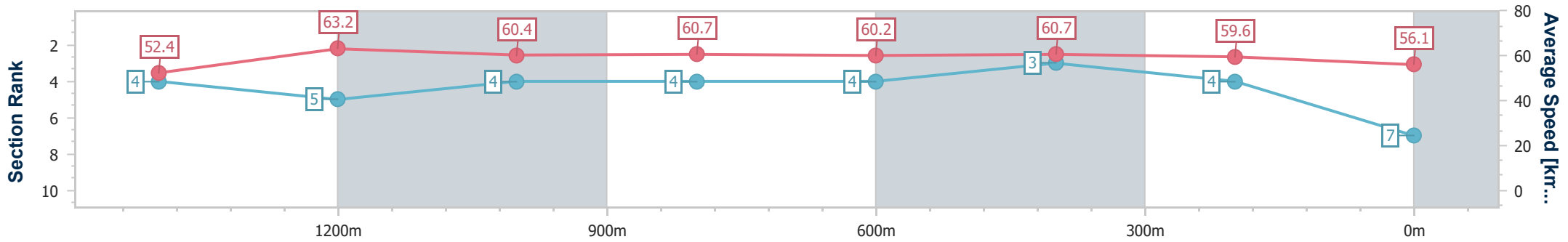


Doomben QLD Professional
Race 2: SKY RACING Class 2 Handicap - 1650m
 13 November 2024 - 14:28
 Track Rating: Soft 7, Weather: Overcast, Rail Position: +8m Entire



BRISBANE
RACING CLUB

Section	Overall	1400m	1200m	1000m	800m	600m	400m	200m
Section Times	1:41.82 [7] (0:17.19)	1:24.63 [4] (0:11.45)	1:13.18 [5] (0:11.96)	1:01.22 [4] (0:11.99)	0:49.23 [4] (0:12.12)	0:37.11 [4] (0:11.96)	0:25.15 [3] (0:12.12)	0:13.03 [4] (0:13.03)
Average Speed [km/h]	52.4	63.2	60.4	60.7	60.2	60.7	59.6	56.1
Top Speed [km/h]	63.7	65.6	61.1	62.9	61.2	61.5	60.5	59.1
Avg. Dist. to Rail [m]	2.3	0.8	1.2	1.6	1.4	0.5	0.3	0.8
Avg. Stride Freq. [Hz]	2.2	2.2	2.1	2.1	2.1	2.2	2.2	2.1
Avg. Stride Length [m]	6.7	7.8	8.0	7.9	7.7	7.7	7.6	7.2



- [] Ranking at each section and finish
- .-.- No data available at this section
- NA No data available



Horse/Jockey Name	Lost My Nightie
Final Rank	8
Fastest Section Time (Section)	0:11.36 (1400m)
Top Speed [km/h] (Section)	64.3 (400m)
Race State	Finished

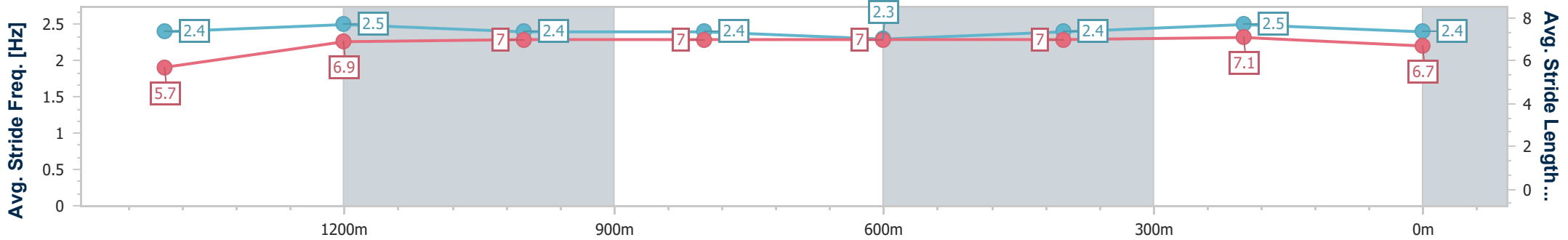
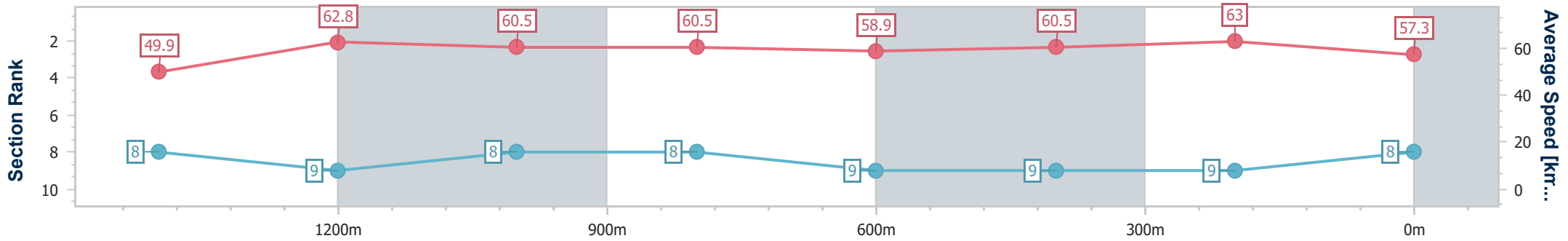


Doomben QLD Professional
Race 2: SKY RACING Class 2 Handicap - 1650m
 13 November 2024 - 14:28
 Track Rating: Soft 7, Weather: Overcast, Rail Position: +8m Entire



BRISBANE
RACING CLUB

Section	Overall	1400m	1200m	1000m	800m	600m	400m	200m
Section Times	1:41.92 [8] (0:17.98)	1:23.94 [8] (0:11.36)	1:12.58 [9] (0:11.93)	1:00.65 [8] (0:11.93)	0:48.72 [8] (0:12.33)	0:36.39 [9] (0:12.13)	0:24.26 [9] (0:11.52)	0:12.74 [9] (0:12.74)
Average Speed [km/h]	49.9	62.8	60.5	60.5	58.9	60.5	63.0	57.3
Top Speed [km/h]	62.9	63.7	62.8	61.5	60.8	62.4	64.3	61.4
Avg. Dist. to Rail [m]	3.4	2.3	0.1	0.4	1.2	2.0	3.7	5.3
Avg. Stride Freq. [Hz]	2.4	2.5	2.4	2.4	2.3	2.4	2.5	2.4
Avg. Stride Length [m]	5.7	6.9	7.0	7.0	7.0	7.0	7.1	6.7



- [] Ranking at each section and finish
- .-.- No data available at this section
- NA No data available



Horse/Jockey Name	Kenichi
Final Rank	9
Fastest Section Time (Section)	0:11.36 (1400m)
Top Speed [km/h] (Section)	65.5 (Overall)
Race State	Finished

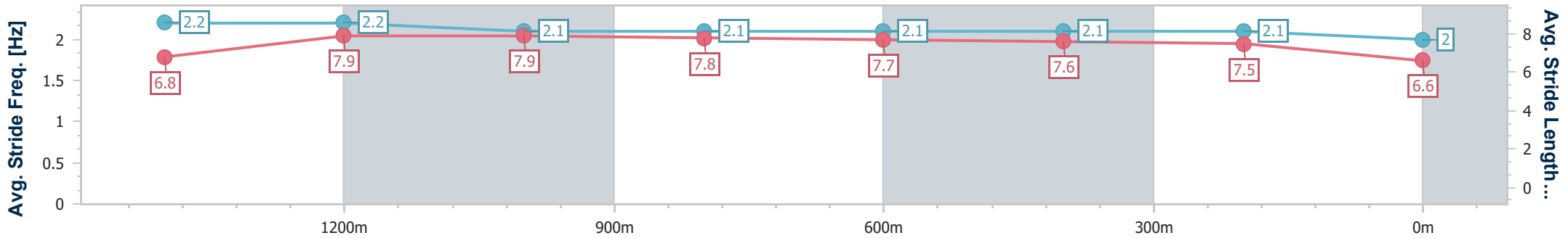
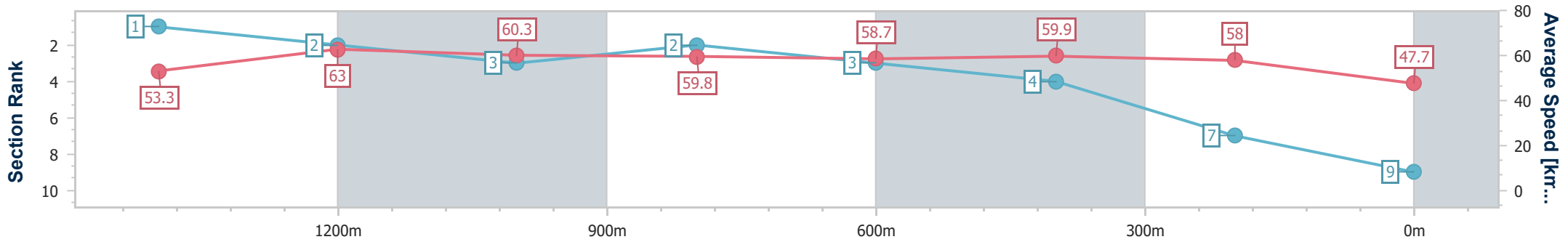


Doomben QLD Professional
Race 2: SKY RACING Class 2 Handicap - 1650m
 13 November 2024 - 14:28
 Track Rating: Soft 7, Weather: Overcast, Rail Position: +8m Entire



BRISBANE
RACING CLUB

Section	Overall	1400m	1200m	1000m	800m	600m	400m	200m
Section Times	1:44.40 [9] (0:16.88)	1:27.52 [1] (0:11.36)	1:16.16 [2] (0:11.99)	1:04.17 [3] (0:12.07)	0:52.10 [2] (0:12.28)	0:39.82 [3] (0:12.12)	0:27.70 [4] (0:12.40)	0:15.30 [7] (0:15.30)
Average Speed [km/h]	53.3	63.0	60.3	59.8	58.7	59.9	58.0	47.7
Top Speed [km/h]	65.5	64.9	60.5	61.1	61.0	61.2	59.2	54.5
Avg. Dist. to Rail [m]	1.9	1.9	1.5	1.3	0.4	0.7	1.3	1.2
Avg. Stride Freq. [Hz]	2.2	2.2	2.1	2.1	2.1	2.1	2.1	2.0
Avg. Stride Length [m]	6.8	7.9	7.9	7.8	7.7	7.6	7.5	6.6



- [] Ranking at each section and finish
- .-.- No data available at this section
- NA No data available