



# Doomben QLD Professional

## Race 3: SEN Class 4 Handicap - 1200m

13 November 2024 - 15:03



BRISBANE  
RACING CLUB

Track Rating: Soft 5, Weather: Overcast, Rail Position: +8m Entire

Section		Overall	1000m	800m	600m	400m	200m	Last 600m					
Field Times		1:10.61 (0:13.34)	0:57.27 (0:10.53)	0:46.74 (0:11.19)	0:35.55 (0:11.55)	0:24.00 (0:11.80)	0:12.20 (0:12.20)	0:35.55					
Rank	TAB Horse/Jockey	Barrier	Top Speed [km/h]	Fastest Section								Margin	Distance Travelled [m]
1	5 DAMO DAYZ Noel Callow	1	68.4 Overall	0:10.85 1000m	1:10.61 [1] (0:13.59)	0:57.02 [5] (0:10.85)	0:46.17 [5] (0:11.13)	0:35.04 [4] (0:11.42)	0:23.62 [5] (0:11.63)	0:11.99 [4] (0:11.99)	1:10.61	0:35.04	
2	10 LION CLASS Taylor Marshall	3	69.2 1000m	0:10.81 1000m	1:10.81 [2] (0:13.49)	0:57.32 [4] (0:10.81)	0:46.51 [4] (0:11.29)	0:35.22 [5] (0:11.32)	0:23.90 [4] (0:11.50)	0:12.40 [1] (0:12.40)	1.2L	0:35.22	+6
3	4 LORDSTER Courtney Bellamy	2	69.4 1000m	0:10.66 1000m	1:10.88 [3] (0:14.10)	0:56.78 [7] (0:10.66)	0:46.12 [7] (0:11.00)	0:35.12 [6] (0:11.25)	0:23.87 [6] (0:11.71)	0:12.16 [7] (0:12.16)	1.6L	0:35.12	+0
4	11 JUKEBOX GLOW Mark Du Plessis	8	68.8 1000m	0:10.76 1000m	1:10.91 [4] (0:14.10)	0:56.81 [7] (0:10.76)	0:46.05 [8] (0:11.12)	0:34.93 [8] (0:11.14)	0:23.79 [7] (0:11.51)	0:12.28 [5] (0:12.28)	1.82L	0:34.93	+2
5	6 DIRTY DANCING Jake Bayliss	4	68.4 1000m	0:10.79 1000m	1:10.98 [5] (0:13.81)	0:57.17 [6] (0:10.79)	0:46.38 [6] (0:11.27)	0:35.11 [7] (0:11.27)	0:23.84 [8] (0:11.46)	0:12.38 [3] (0:12.38)	2.18L	0:35.11	+5
6	9 MIO SORRENTO Damien Thornton	5	70.2 1000m	0:10.83 1000m	1:11.67 [6] (0:13.36)	0:58.31 [2] (0:10.83)	0:47.48 [3] (0:11.23)	0:36.25 [3] (0:11.40)	0:24.85 [3] (0:11.66)	0:13.19 [2] (0:13.19)	6.29L	0:36.25	+4
7	1 LOVES ME LIKEAROCK Bailey Wheeler	7	72.1 1000m	0:10.45 1000m	1:12.61 [7] (0:13.42)	0:59.19 [3] (0:10.45)	0:48.74 [1] (0:11.31)	0:37.43 [2] (0:11.43)	0:26.00 [1] (0:12.07)	0:13.93 [6] (0:13.93)	11.79L	0:37.43	+4
8	8 SIR CARTER Emily Lang	6	68.1 Overall	0:10.66 1000m	1:14.91 [8] (0:13.34)	1:01.57 [1] (0:10.66)	0:50.91 [2] (0:11.06)	0:39.85 [1] (0:11.55)	0:28.30 [1] (0:12.50)	0:15.80 [8] (0:15.80)	25.31L	0:39.85	-1

Scratched: Prime Asset (#3), Matter Of Honour (#2), Hydroelectric (#7)

[ ] Ranking at each section and finish  
 -:-:- No data available at this section  
 NA No data available

SCN Saddle cloth number  
 DNF Did not finish  
 DNT Did not track



Horse/Jockey Name	Damo Dayz
Final Rank	1
Fastest Section Time (Section)	0:10.85 (1000m)
Top Speed [km/h] (Section)	68.4 (Overall)
Race State	Finished

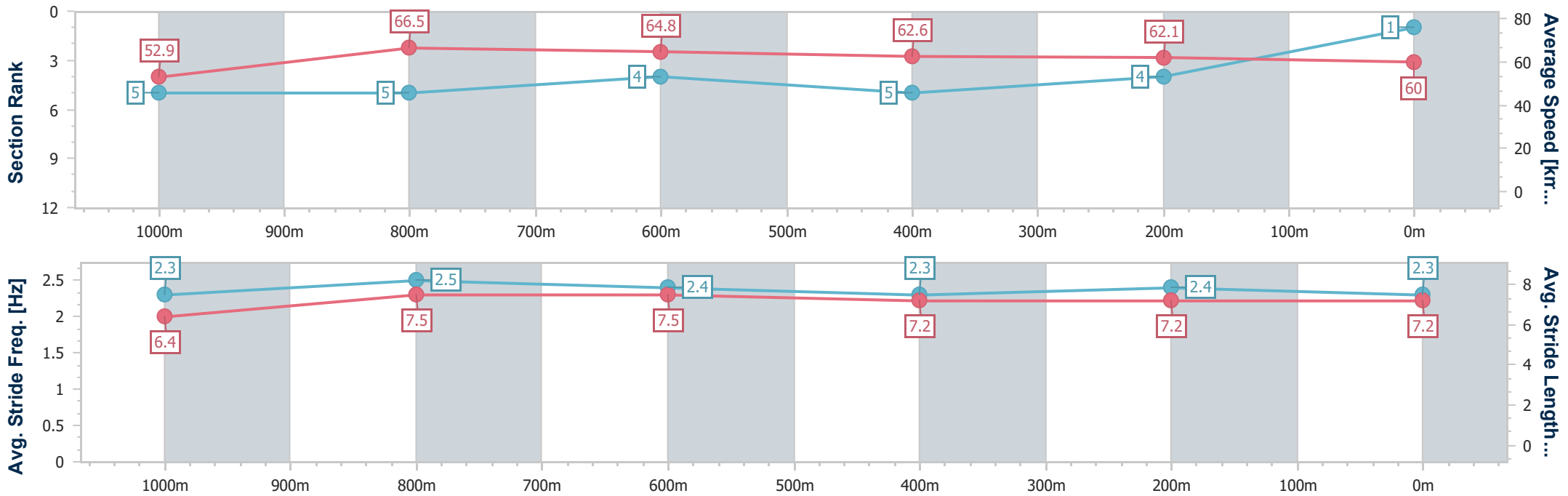


**Doomben QLD Professional**  
**Race 3: SEN Class 4 Handicap - 1200m**  
 13 November 2024 - 15:03  
 Track Rating: Soft 5, Weather: Overcast, Rail Position: +8m Entire



BRISBANE  
RACING CLUB

Section	Overall	1000m	800m	600m	400m	200m
Section Times	1:10.61 [1] (0:13.59)	0:57.02 [5] (0:10.85)	0:46.17 [5] (0:11.13)	0:35.04 [4] (0:11.42)	0:23.62 [5] (0:11.63)	0:11.99 [4] (0:11.99)
Average Speed [km/h]	52.9	66.5	64.8	62.6	62.1	60.0
Top Speed [km/h]	68.4	67.8	66.5	64.2	62.9	63.9
Avg. Dist. to Rail [m]	0.5	0.3	0.2	0.7	0.8	3.4
Avg. Stride Freq. [Hz]	2.3	2.5	2.4	2.3	2.4	2.3
Avg. Stride Length [m]	6.4	7.5	7.5	7.2	7.2	7.2



- [ ] Ranking at each section and finish
- .-.- No data available at this section
- NA No data available



Horse/Jockey Name	Lion Class
Final Rank	2
Fastest Section Time (Section)	0:10.81 (1000m)
Top Speed [km/h] (Section)	69.2 (1000m)
Race State	Finished

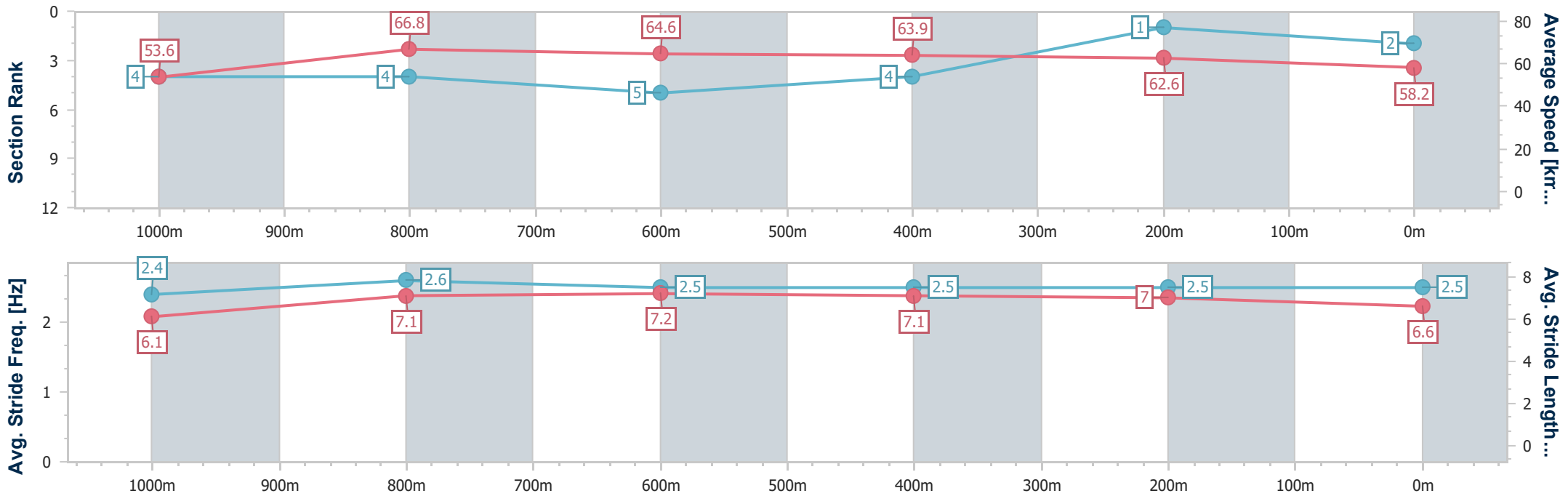


**Doomben QLD Professional**  
**Race 3: SEN Class 4 Handicap - 1200m**  
**13 November 2024 - 15:03**  
**Track Rating: Soft 5, Weather: Overcast, Rail Position: +8m Entire**



**BRISBANE**  
RACING CLUB

Section	Overall	1000m	800m	600m	400m	200m
Section Times	1:10.81 [2] (0:13.49)	0:57.32 [4] (0:10.81)	0:46.51 [4] (0:11.29)	0:35.22 [5] (0:11.32)	0:23.90 [4] (0:11.50)	0:12.40 [1] (0:12.40)
Average Speed [km/h]	53.6	66.8	64.6	63.9	62.6	58.2
Top Speed [km/h]	69.2	69.2	65.2	65.2	64.5	61.2
Avg. Dist. to Rail [m]	1.9	1.8	1.8	0.9	2.4	3.8
Avg. Stride Freq. [Hz]	2.4	2.6	2.5	2.5	2.5	2.5
Avg. Stride Length [m]	6.1	7.1	7.2	7.1	7.0	6.6



- [ ] Ranking at each section and finish
- .-.- No data available at this section
- NA No data available



Horse/Jockey Name	Lordster
Final Rank	3
Fastest Section Time (Section)	0:10.66 (1000m)
Top Speed [km/h] (Section)	69.4 (1000m)
Race State	Finished

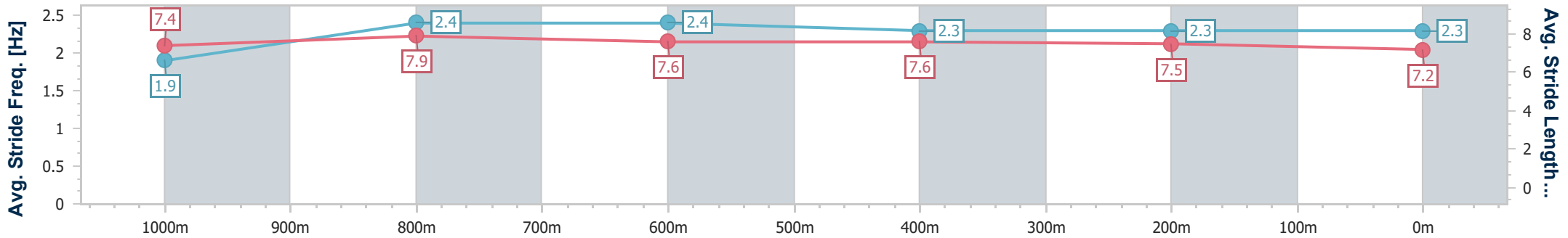
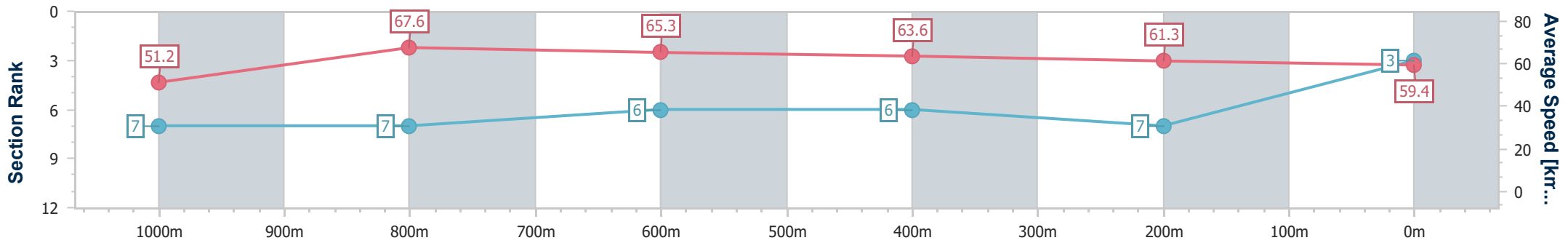


**Doomben QLD Professional**  
**Race 3: SEN Class 4 Handicap - 1200m**  
**13 November 2024 - 15:03**  
**Track Rating: Soft 5, Weather: Overcast, Rail Position: +8m Entire**



**BRISBANE**  
RACING CLUB

Section	Overall	1000m	800m	600m	400m	200m
Section Times	1:10.88 [3] (0:14.10)	0:56.78 [7] (0:10.66)	0:46.12 [7] (0:11.00)	0:35.12 [6] (0:11.25)	0:23.87 [6] (0:11.71)	0:12.16 [7] (0:12.16)
Average Speed [km/h]	51.2	67.6	65.3	63.6	61.3	59.4
Top Speed [km/h]	68.0	69.4	66.4	65.4	62.7	61.5
Avg. Dist. to Rail [m]	0.9	0.5	0.4	1.0	0.7	1.0
Avg. Stride Freq. [Hz]	1.9	2.4	2.4	2.3	2.3	2.3
Avg. Stride Length [m]	7.4	7.9	7.6	7.6	7.5	7.2



- [ ] Ranking at each section and finish
- .-.- No data available at this section
- NA No data available



Horse/Jockey Name	Jukebox Glow
Final Rank	4
Fastest Section Time (Section)	0:10.76 (1000m)
Top Speed [km/h] (Section)	68.8 (1000m)
Race State	Finished

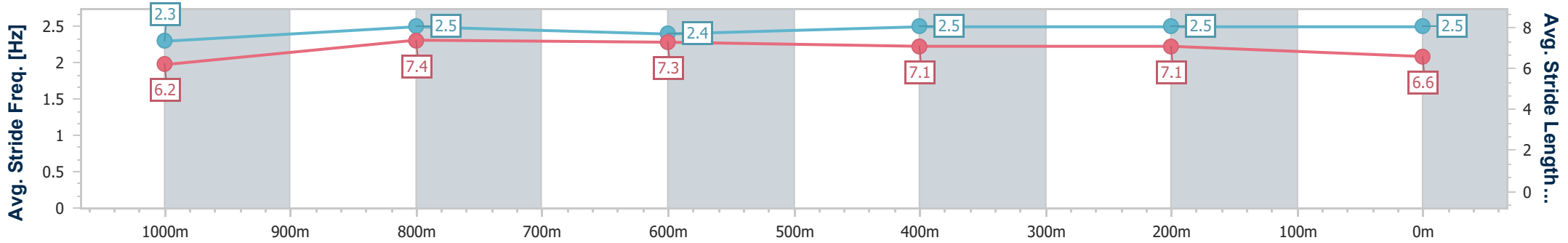
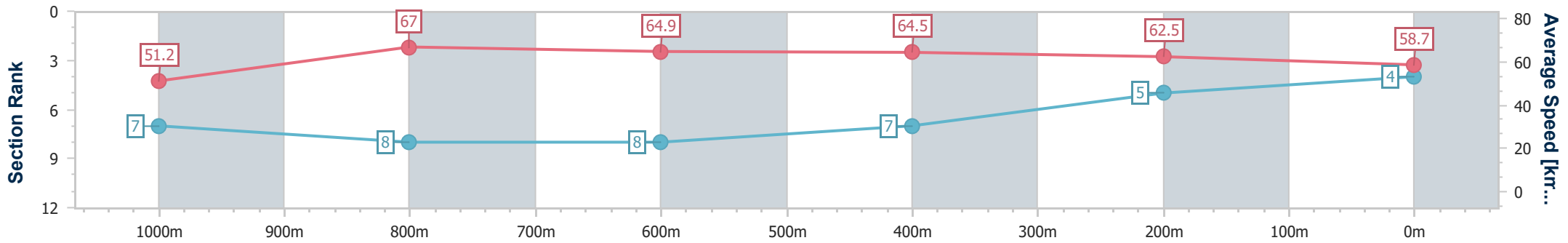


**Doomben QLD Professional**  
**Race 3: SEN Class 4 Handicap - 1200m**  
**13 November 2024 - 15:03**  
**Track Rating: Soft 5, Weather: Overcast, Rail Position: +8m Entire**



**BRISBANE**  
**RACING CLUB**

Section	Overall	1000m	800m	600m	400m	200m
Section Times	1:10.91 [4] (0:14.10)	0:56.81 [7] (0:10.76)	0:46.05 [8] (0:11.12)	0:34.93 [8] (0:11.14)	0:23.79 [7] (0:11.51)	0:12.28 [5] (0:12.28)
Average Speed [km/h]	51.2	67.0	64.9	64.5	62.5	58.7
Top Speed [km/h]	68.6	68.8	66.0	66.1	64.0	61.8
Avg. Dist. to Rail [m]	5.1	1.0	0.2	0.3	1.6	2.3
Avg. Stride Freq. [Hz]	2.3	2.5	2.4	2.5	2.5	2.5
Avg. Stride Length [m]	6.2	7.4	7.3	7.1	7.1	6.6



- [ ] Ranking at each section and finish
- .-.- No data available at this section
- NA No data available



Horse/Jockey Name	Dirty Dancing
Final Rank	5
Fastest Section Time (Section)	0:10.79 (1000m)
Top Speed [km/h] (Section)	68.4 (1000m)
Race State	Finished

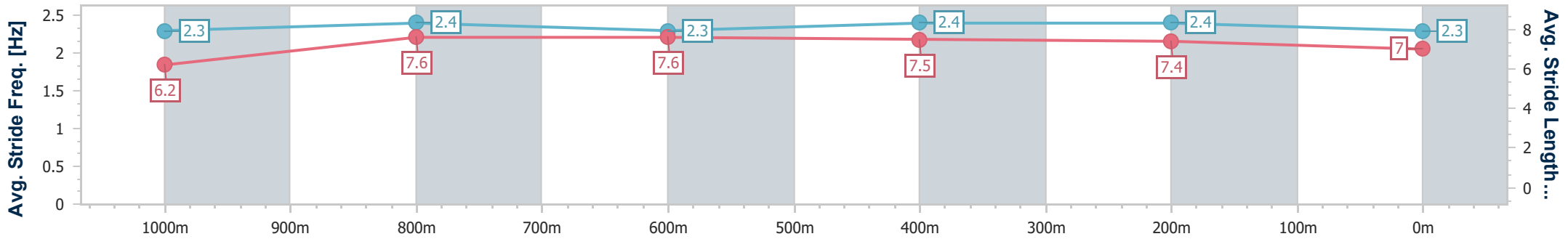
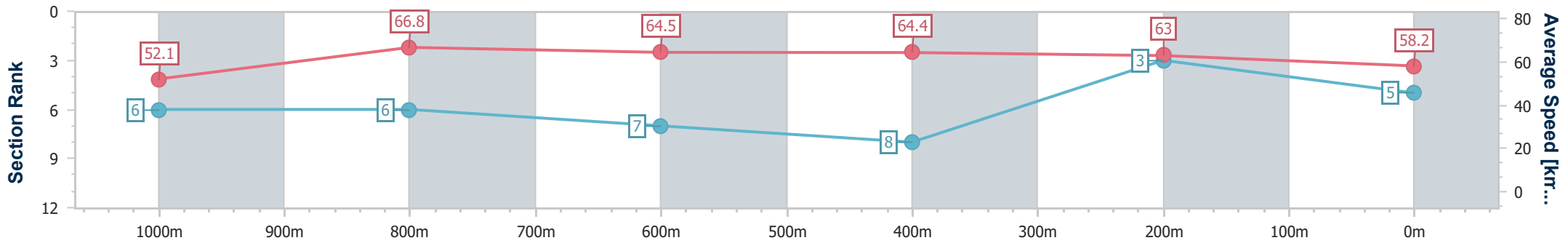


**Doomben QLD Professional**  
**Race 3: SEN Class 4 Handicap - 1200m**  
**13 November 2024 - 15:03**  
**Track Rating: Soft 5, Weather: Overcast, Rail Position: +8m Entire**



**BRISBANE**  
RACING CLUB

Section	Overall	1000m	800m	600m	400m	200m
Section Times	1:10.98 [5] (0:13.81)	0:57.17 [6] (0:10.79)	0:46.38 [6] (0:11.27)	0:35.11 [7] (0:11.27)	0:23.84 [8] (0:11.46)	0:12.38 [3] (0:12.38)
Average Speed [km/h]	52.1	66.8	64.5	64.4	63.0	58.2
Top Speed [km/h]	67.6	68.4	65.5	65.9	63.6	62.1
Avg. Dist. to Rail [m]	2.6	1.1	1.7	1.3	2.6	3.2
Avg. Stride Freq. [Hz]	2.3	2.4	2.3	2.4	2.4	2.3
Avg. Stride Length [m]	6.2	7.6	7.6	7.5	7.4	7.0



- [ ] Ranking at each section and finish
- .-.- No data available at this section
- NA No data available



Horse/Jockey Name	Mio Sorrento
Final Rank	6
Fastest Section Time (Section)	0:10.83 (1000m)
Top Speed [km/h] (Section)	70.2 (1000m)
Race State	Finished

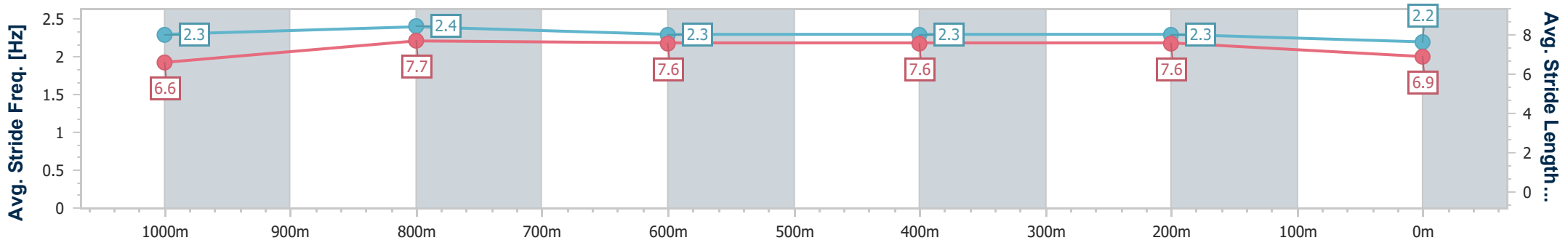
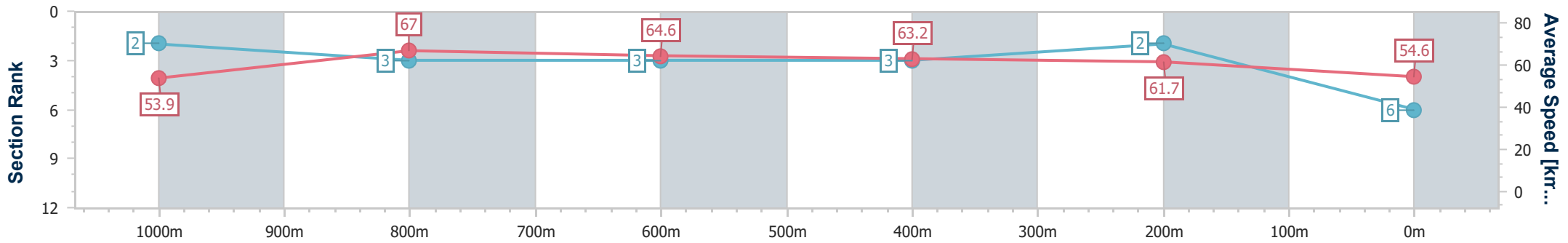


**Doomben QLD Professional**  
**Race 3: SEN Class 4 Handicap - 1200m**  
**13 November 2024 - 15:03**  
**Track Rating: Soft 5, Weather: Overcast, Rail Position: +8m Entire**



**BRISBANE**  
**RACING CLUB**

Section	Overall	1000m	800m	600m	400m	200m
Section Times	1:11.67 [6] (0:13.36)	0:58.31 [2] (0:10.83)	0:47.48 [3] (0:11.23)	0:36.25 [3] (0:11.40)	0:24.85 [3] (0:11.66)	0:13.19 [2] (0:13.19)
Average Speed [km/h]	53.9	67.0	64.6	63.2	61.7	54.6
Top Speed [km/h]	69.5	70.2	65.2	65.0	63.5	59.0
Avg. Dist. to Rail [m]	3.7	3.0	1.3	0.6	0.8	2.0
Avg. Stride Freq. [Hz]	2.3	2.4	2.3	2.3	2.3	2.2
Avg. Stride Length [m]	6.6	7.7	7.6	7.6	7.6	6.9



- [ ] Ranking at each section and finish
- .-.- No data available at this section
- NA No data available



Horse/Jockey Name	Loves Me Likearock
Final Rank	7
Fastest Section Time (Section)	0:10.45 (1000m)
Top Speed [km/h] (Section)	72.1 (1000m)
Race State	Finished

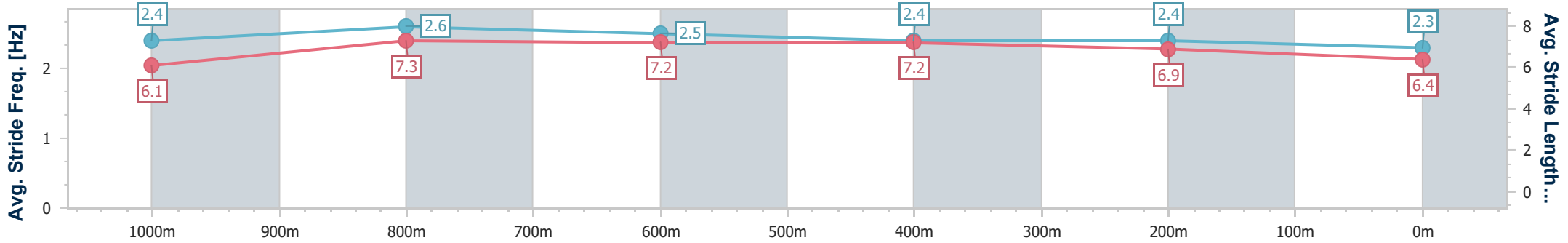
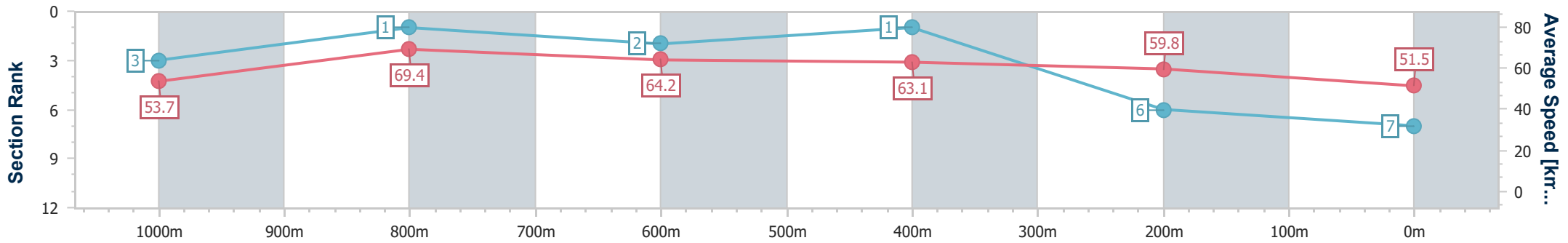


**Doomben QLD Professional**  
**Race 3: SEN Class 4 Handicap - 1200m**  
 13 November 2024 - 15:03  
 Track Rating: Soft 5, Weather: Overcast, Rail Position: +8m Entire



BRISBANE  
RACING CLUB

Section	Overall	1000m	800m	600m	400m	200m
Section Times	1:12.61 [7] (0:13.42)	0:59.19 [3] (0:10.45)	0:48.74 [1] (0:11.31)	0:37.43 [2] (0:11.43)	0:26.00 [1] (0:12.07)	0:13.93 [6] (0:13.93)
Average Speed [km/h]	53.7	69.4	64.2	63.1	59.8	51.5
Top Speed [km/h]	70.9	72.1	66.4	64.6	61.5	56.8
Avg. Dist. to Rail [m]	6.0	3.3	1.7	0.6	0.3	0.4
Avg. Stride Freq. [Hz]	2.4	2.6	2.5	2.4	2.4	2.3
Avg. Stride Length [m]	6.1	7.3	7.2	7.2	6.9	6.4



- [ ] Ranking at each section and finish
- .-.- No data available at this section
- NA No data available





Horse/Jockey Name	Sir Carter
Final Rank	8
Fastest Section Time (Section)	0:10.66 (1000m)
Top Speed [km/h] (Section)	68.1 (Overall)
Race State	Finished

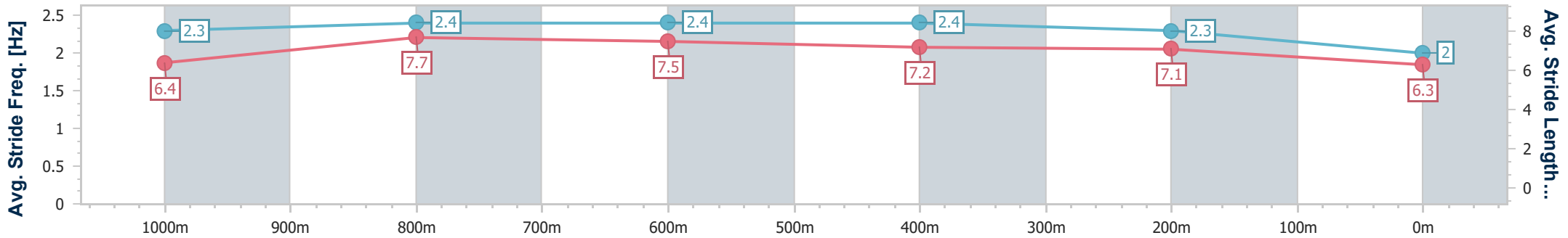
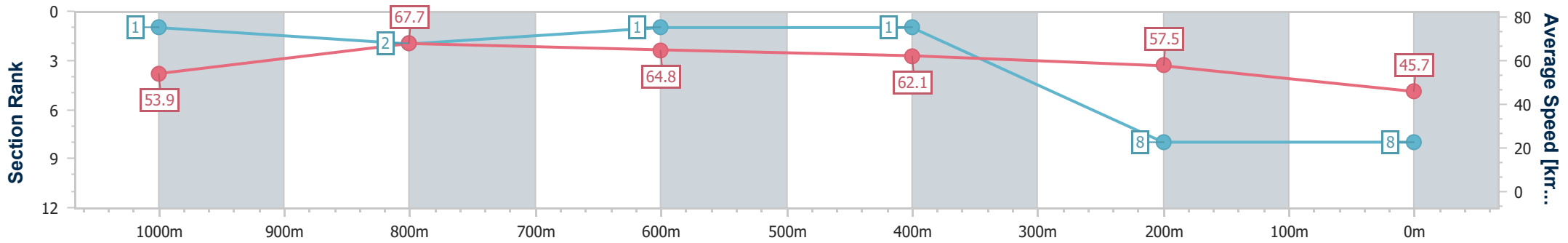


**Doomben QLD Professional**  
**Race 3: SEN Class 4 Handicap - 1200m**  
**13 November 2024 - 15:03**  
**Track Rating: Soft 5, Weather: Overcast, Rail Position: +8m Entire**



**BRISBANE**  
**RACING CLUB**

Section	Overall	1000m	800m	600m	400m	200m
Section Times	1:14.91 [8] (0:13.34)	1:01.57 [1] (0:10.66)	0:50.91 [2] (0:11.06)	0:39.85 [1] (0:11.55)	0:28.30 [1] (0:12.50)	0:15.80 [8] (0:15.80)
Average Speed [km/h]	53.9	67.7	64.8	62.1	57.5	45.7
Top Speed [km/h]	68.1	67.9	66.5	65.5	60.3	53.5
Avg. Dist. to Rail [m]	4.3	1.1	0.4	0.8	1.6	1.3
Avg. Stride Freq. [Hz]	2.3	2.4	2.4	2.4	2.3	2.0
Avg. Stride Length [m]	6.4	7.7	7.5	7.2	7.1	6.3



- [ ] Ranking at each section and finish
- .-.- No data available at this section
- NA No data available