



# Doomben QLD Professional

## Race 4: U&U RECRUITMENT BENCHMARK 65 Handicap - 2050m

13 November 2024 - 15:39



BRISBANE  
RACING CLUB

Track Rating: Soft 5, Weather: Overcast, Rail Position: +8m Entire

Section														
Field Times														
	Overall	1800m	1600m	1400m	1200m	1000m	800m	Last 600m						
	2:09.43 (0:17.03)	1:52.40 (0:11.93)	1:40.47 (0:13.59)	1:26.88 (0:13.27)	1:13.61 (0:12.51)	1:01.10 (0:12.59)	0:48.51 (0:12.42)	0:36.09						
Rank	TAB	Horse/Jockey	Barrier	Top Speed [km/h]	Fastest Section								Distance Travelled [m]	
1	11	HALLSIDE MARTINI Taylor Marshall	5	66.3 Overall	0:11.45 400m	2:09.43 [1] (0:17.56)	1:51.87 [9] (0:12.29)	1:39.58 [9] (0:13.68)	1:25.90 [9] (0:13.27)	1:12.63 [9] (0:12.57)	1:00.06 [10] (0:12.54)	0:47.52 [9] (0:12.11)	0:35.41	
2	4	BITOFTHEBLARNEY Bailey Wheeler	12	63.7 Overall	0:11.71 400m	2:09.96 [2] (0:17.53)	1:52.43 [8] (0:12.30)	1:40.13 [8] (0:13.25)	1:26.88 [4] (0:12.89)	1:13.99 [2] (0:12.51)	1:01.48 [2] (0:12.65)	0:48.83 [2] (0:12.40)	0:36.43	+14
3	7	KAIROS LOUIE Ron Stewart	7	66.7 Overall	0:11.84 400m	2:10.04 [3] (0:17.03)	1:53.01 [1] (0:11.93)	1:41.08 [1] (0:13.59)	1:27.49 [1] (0:13.27)	1:14.22 [1] (0:12.51)	1:01.71 [1] (0:12.59)	0:49.12 [1] (0:12.42)	0:36.70	+1
4	14	YOU KAY SQUEEZE Nikita Beriman	2	63.1 1800m	0:11.78 400m	2:10.04 [4] (0:17.31)	1:52.73 [5] (0:12.25)	1:40.48 [5] (0:13.67)	1:26.81 [6] (0:13.21)	1:13.60 [7] (0:12.57)	1:01.03 [6] (0:12.56)	0:48.47 [6] (0:12.20)	0:36.27	+2
5	15	NIPPA'S NIGHTCAP Kyle Wilson-Taylor	4	64.1 Overall	0:11.60 400m	2:10.13 [5] (0:17.26)	1:52.87 [4] (0:12.13)	1:40.74 [4] (0:13.71)	1:27.03 [5] (0:13.31)	1:13.72 [6] (0:12.67)	1:01.05 [7] (0:12.55)	0:48.50 [7] (0:12.29)	0:36.21	+14
6	16	WAYFARER'S WAY Samantha Collett	1	64.5 Overall	0:11.87 600m	2:10.17 [6] (0:17.15)	1:53.02 [3] (0:12.15)	1:40.87 [3] (0:13.65)	1:27.22 [3] (0:13.18)	1:14.04 [3] (0:12.57)	1:01.47 [3] (0:12.59)	0:48.88 [3] (0:12.34)	0:36.54	-1
7	17	SOKUDO Mark Du Plessis	6	62.6 400m	0:11.85 400m	2:10.51 [7] (0:17.98)	1:52.53 [13] (0:12.41)	1:40.12 [13] (0:13.55)	1:26.57 [13] (0:13.15)	1:13.42 [12] (0:12.20)	1:01.22 [9] (0:12.74)	0:48.48 [10] (0:12.06)	0:36.42	+15
8	2	SLY CORNER Girish Goomany	11	66.1 Overall	0:11.79 400m	2:10.53 [8] (0:17.84)	1:52.69 [11] (0:12.24)	1:40.45 [10] (0:13.69)	1:26.76 [12] (0:13.44)	1:13.32 [13] (0:12.24)	1:01.08 [11] (0:12.68)	0:48.40 [11] (0:12.12)	0:36.28	+8
9	5	DEVOCEAN Damien Thornton	9	65.7 Overall	0:12.01 600m	2:10.59 [9] (0:17.42)	1:53.17 [7] (0:12.40)	1:40.77 [7] (0:13.52)	1:27.25 [8] (0:12.87)	1:14.38 [5] (0:12.63)	1:01.75 [5] (0:12.65)	0:49.10 [5] (0:12.26)	0:36.84	+10
10	8	SMOOTH TORQUE Courtney Bellamy	13	64.1 Overall	0:11.77 400m	2:10.92 [10] (0:18.22)	1:52.70 [14] (0:12.27)	1:40.43 [14] (0:13.63)	1:26.80 [14] (0:13.46)	1:13.34 [14] (0:12.25)	1:01.09 [14] (0:12.79)	0:48.30 [14] (0:11.93)	0:36.37	+2

Scratched: Miss Chenery (#3), Vermeer (#10), Majorian (#1)

[ ] Ranking at each section and finish  
 -:-:- No data available at this section  
 NA No data available

SCN Saddle cloth number  
 DNF Did not finish  
 DNT Did not track



# Doomben QLD Professional

## Race 4: U&U RECRUITMENT BENCHMARK 65 Handicap - 2050m

13 November 2024 - 15:39



BRISBANE  
RACING CLUB

Track Rating: Soft 5, Weather: Overcast, Rail Position: +8m Entire

Section		Overall	1800m	1600m	1400m	1200m	1000m	800m	Last 600m					
Field Times		2:09.43 (0:17.03)	1:52.40 (0:11.93)	1:40.47 (0:13.59)	1:26.88 (0:13.27)	1:13.61 (0:12.51)	1:01.10 (0:12.59)	0:48.51 (0:12.42)	0:36.09					
Rank	TAB Horse/Jockey	Barrier	Top Speed [km/h]	Fastest Section										Distance Travelled [m]
11	12 GIDDY GAN'S JOY Cejay Graham	3	63.4	0:11.85	2:10.94 [11] (0:17.73)	1:53.21 [10] (0:12.39)	1:40.82 [11] (0:13.62)	1:27.20 [10] (0:13.27)	1:13.93 [11] (0:12.58)	1:01.35 [13] (0:12.83)	0:48.52 [13] (0:12.06)	0:36.46	+5	
12	9 RHODES Emily Lang	8	65.3	0:11.93	2:10.95 [12] (0:17.03)	1:53.92 [2] (0:12.04)	1:41.88 [2] (0:13.69)	1:28.19 [2] (0:13.38)	1:14.81 [4] (0:12.66)	1:02.15 [4] (0:12.61)	0:49.54 [4] (0:12.42)	0:37.12	+5	
13	13 CONTRERAS Jag Guthmann-Chester	10	63.5	0:11.89	2:10.99 [13] (0:17.89)	1:53.10 [12] (0:12.44)	1:40.66 [12] (0:13.41)	1:27.25 [11] (0:13.16)	1:14.09 [10] (0:12.62)	1:01.47 [12] (0:12.78)	0:48.69 [12] (0:12.07)	0:36.62	+12	
14	6 HATASU Andrew Mallyon	14	65.5	0:12.03	2:11.96 [14] (0:17.31)	1:54.65 [5] (0:12.25)	1:42.40 [5] (0:13.73)	1:28.67 [7] (0:13.31)	1:15.36 [8] (0:12.68)	1:02.68 [8] (0:12.57)	0:50.11 [8] (0:12.14)	0:37.97	+12	

Scratched: Miss Chenery (#3), Vermeer (#10), Majorian (#1)

[ ] Ranking at each section and finish  
 -:-:-:- No data available at this section  
 NA No data available

SCN Saddle cloth number  
 DNF Did not finish  
 DNT Did not track



# Doomben QLD Professional

## Race 4: U&U RECRUITMENT BENCHMARK 65 Handicap - 2050m

13 November 2024 - 15:39



BRISBANE  
RACING CLUB

Track Rating: Soft 5, Weather: Overcast, Rail Position: +8m Entire

Section					600m	400m	200m				Last 600m
Field Times					0:36.09 (0:12.04)	0:24.05 (0:11.74)	0:12.31 (0:12.31)				0:36.09
Rank	TAB	Horse/Jockey	Barrier	Top Speed [km/h]	Fastest Section				Margin		
1	11	HALLSIDE MARTINI Taylor Marshall	5	66.3 Overall	0:11.45 400m	0:35.41 [9] (0:11.75)	0:23.66 [6] (0:11.45)	0:12.21 [3] (0:12.21)	2:09.43	0:35.41	
2	4	BITOFTHEBLARNEY Bailey Wheeler	12	63.7 Overall	0:11.71 400m	0:36.43 [2] (0:11.88)	0:24.55 [2] (0:11.71)	0:12.84 [1] (0:12.84)	3.15L	0:36.43 +14	
3	7	KAIROS LOUIE Ron Stewart	7	66.7 Overall	0:11.84 400m	0:36.70 [1] (0:12.04)	0:24.66 [1] (0:11.84)	0:12.82 [2] (0:12.82)	3.58L	0:36.70 +1	
4	14	YOU KAY SQUEEZE Nikita Beriman	2	63.1 1800m	0:11.78 400m	0:36.27 [5] (0:11.81)	0:24.46 [4] (0:11.78)	0:12.68 [4] (0:12.68)	3.6L	0:36.27 +2	
5	15	NIPPA'S NIGHTCAP Kyle Wilson-Taylor	4	64.1 Overall	0:11.60 400m	0:36.21 [7] (0:12.17)	0:24.04 [7] (0:11.60)	0:12.44 [6] (0:12.44)	4.14L	0:36.21 +14	
6	16	WAYFARER'S WAY Samantha Collett	1	64.5 Overall	0:11.87 600m	0:36.54 [3] (0:11.87)	0:24.67 [3] (0:11.88)	0:12.79 [5] (0:12.79)	4.36L	0:36.54 -1	
7	17	SOKUDO Mark Du Plessis	6	62.6 400m	0:11.85 400m	0:36.42 [10] (0:12.11)	0:24.31 [10] (0:11.85)	0:12.46 [9] (0:12.46)	6.37L	0:36.42 +15	
8	2	SLY CORNER Girish Goomany	11	66.1 Overall	0:11.79 400m	0:36.28 [11] (0:12.05)	0:24.23 [11] (0:11.79)	0:12.44 [10] (0:12.44)	6.49L	0:36.28 +8	
9	5	DEVOCEAN Damien Thornton	9	65.7 Overall	0:12.01 600m	0:36.84 [4] (0:12.01)	0:24.83 [5] (0:12.07)	0:12.76 [7] (0:12.76)	6.86L	0:36.84 +10	
10	8	SMOOTH TORQUE Courtney Bellamy	13	64.1 Overall	0:11.77 400m	0:36.37 [14] (0:12.01)	0:24.36 [14] (0:11.77)	0:12.59 [13] (0:12.59)	8.77L	0:36.37 +2	

Scratched: Miss Chenery (#3), Vermeer (#10), Majorian (#1)

[ ] Ranking at each section and finish  
 -:-:- No data available at this section  
 NA No data available

SCN Saddle cloth number  
 DNF Did not finish  
 DNT Did not track



# Doomben QLD Professional

## Race 4: U&U RECRUITMENT BENCHMARK 65 Handicap - 2050m

13 November 2024 - 15:39



BRISBANE  
RACING CLUB

Track Rating: Soft 5, Weather: Overcast, Rail Position: +8m Entire

Section		600m	400m	200m				Last 600m		
Field Times		0:36.09 (0:12.04)	0:24.05 (0:11.74)	0:12.31 (0:12.31)				0:36.09		
Rank	TAB Horse/Jockey	Barrier	Top Speed [km/h]	Fastest Section	Margin			Distance Travelled [m]		
11	12 <b>GIDDY GAN'S JOY</b> Cejay Graham	3	63.4 Overall	0:11.85 400m	0:36.46 [13] (0:11.89)	0:24.57 [12] (0:11.85)	0:12.72 [11] (0:12.72)	8.89L	0:36.46	+5
12	9 <b>RHODES</b> Emily Lang	8	65.3 Overall	0:11.93 400m	0:37.12 [6] (0:12.29)	0:24.83 [8] (0:11.93)	0:12.90 [8] (0:12.90)	8.95L	0:37.12	+5
13	13 <b>CONTRERAS</b> Jag Guthmann-Chester	10	63.5 Overall	0:11.89 400m	0:36.62 [12] (0:12.14)	0:24.48 [13] (0:11.89)	0:12.59 [14] (0:12.59)	9.16L	0:36.62	+12
14	6 <b>HATASU</b> Andrew Mallyon	14	65.5 Overall	0:12.03 400m	0:37.97 [8] (0:12.21)	0:25.76 [9] (0:12.03)	0:13.73 [12] (0:13.73)	14.88L	0:37.97	+12

Scratched: Miss Chenery (#3), Vermeer (#10), Majorian (#1)

[ ] Ranking at each section and finish  
 -:-:-:- No data available at this section  
 NA No data available

SCN Saddle cloth number  
 DNF Did not finish  
 DNT Did not track



Horse/Jockey Name	Hallside Martini
Final Rank	1
Fastest Section Time (Section)	0:11.45 (400m)
Top Speed [km/h] (Section)	66.3 (Overall)
Race State	Finished



Doomben QLD Professional  
Race 4: U&U RECRUITMENT BENCHMARK 65 Handicap - 2050m

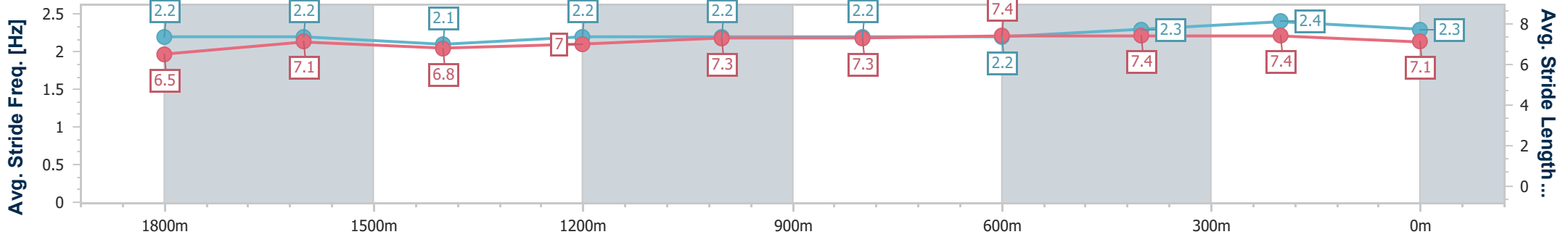
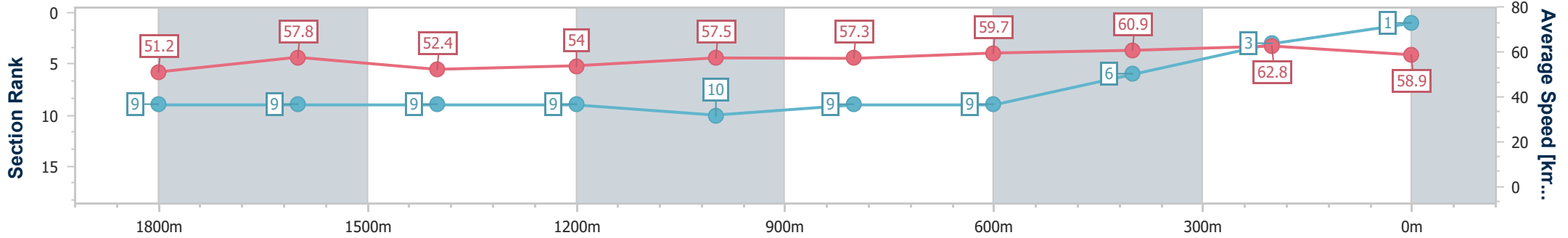
13 November 2024 - 15:39

Track Rating: Soft 5, Weather: Overcast, Rail Position: +8m Entire



BRISBANE RACING CLUB

Section	Overall	1800m	1600m	1400m	1200m	1000m	800m	600m	400m	200m
Section Times	2:09.43 [1] (0:17.56)	1:51.87 [9] (0:12.29)	1:39.58 [9] (0:13.68)	1:25.90 [9] (0:13.27)	1:12.63 [9] (0:12.57)	1:00.06 [10] (0:12.54)	0:47.52 [9] (0:12.11)	0:35.41 [9] (0:11.75)	0:23.66 [6] (0:11.45)	0:12.21 [3] (0:12.21)
Average Speed [km/h]	51.2	57.8	52.4	54.0	57.5	57.3	59.7	60.9	62.8	58.9
Top Speed [km/h]	66.3	62.8	54.8	59.1	59.1	59.4	60.3	61.8	64.0	62.3
Avg. Dist. to Rail [m]	2.6	2.5	1.5	0.5	0.3	0.4	0.2	0.9	1.0	1.0
Avg. Stride Freq. [Hz]	2.2	2.2	2.1	2.2	2.2	2.2	2.2	2.3	2.4	2.3
Avg. Stride Length [m]	6.5	7.1	6.8	7.0	7.3	7.3	7.4	7.4	7.4	7.1



- [ ] Ranking at each section and finish
- .-.- No data available at this section
- NA No data available



Horse/Jockey Name	Bitoftheblarney
Final Rank	2
Fastest Section Time (Section)	0:11.71 (400m)
Top Speed [km/h] (Section)	63.7 (Overall)
Race State	Finished



**Doomben QLD Professional**  
**Race 4: U&U RECRUITMENT BENCHMARK 65 Handicap - 2050m**

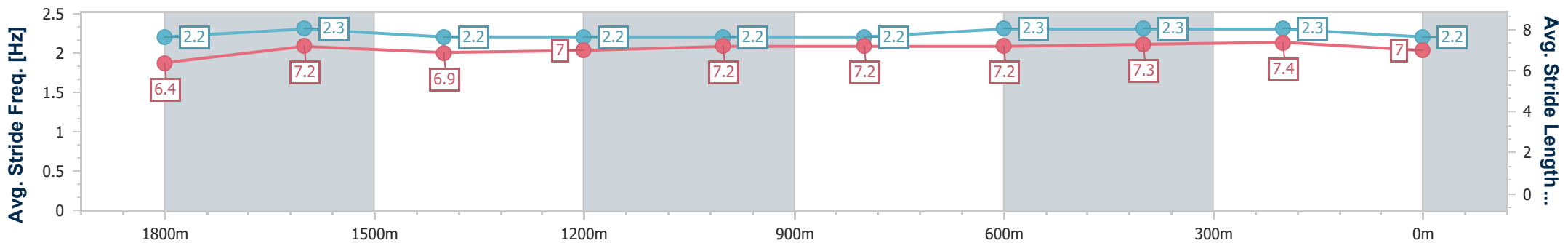
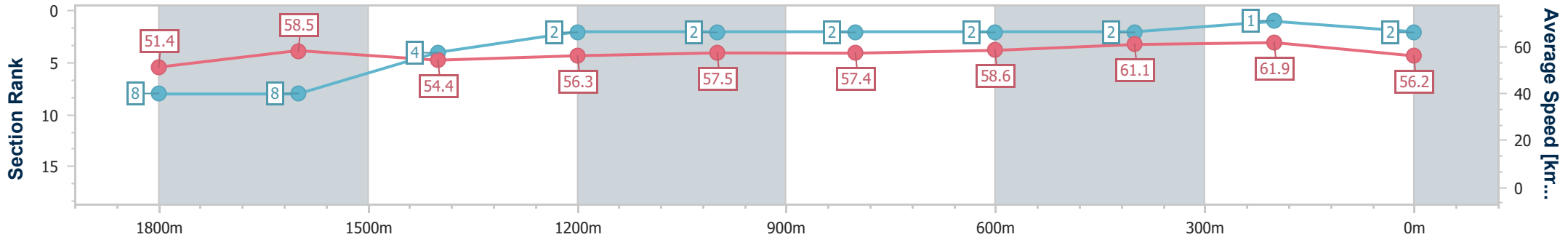
13 November 2024 - 15:39

Track Rating: Soft 5, Weather: Overcast, Rail Position: +8m Entire



BRISBANE  
RACING CLUB

Section	Overall	1800m	1600m	1400m	1200m	1000m	800m	600m	400m	200m
Section Times	2:09.96 [2] (0:17.53)	1:52.43 [8] (0:12.30)	1:40.13 [8] (0:13.25)	1:26.88 [4] (0:12.89)	1:13.99 [2] (0:12.51)	1:01.48 [2] (0:12.65)	0:48.83 [2] (0:12.40)	0:36.43 [2] (0:11.88)	0:24.55 [2] (0:11.71)	0:12.84 [1] (0:12.84)
Average Speed [km/h]	51.4	58.5	54.4	56.3	57.5	57.4	58.6	61.1	61.9	56.2
Top Speed [km/h]	63.7	62.3	55.8	57.5	57.8	57.9	61.1	61.8	62.4	60.8
Avg. Dist. to Rail [m]	6.3	0.3	0.7	1.5	1.9	2.3	1.9	1.9	2.7	2.4
Avg. Stride Freq. [Hz]	2.2	2.3	2.2	2.2	2.2	2.2	2.3	2.3	2.3	2.2
Avg. Stride Length [m]	6.4	7.2	6.9	7.0	7.2	7.2	7.2	7.3	7.4	7.0



- [ ] Ranking at each section and finish
- .-.- No data available at this section
- NA No data available



Horse/Jockey Name	Kairos Louie
Final Rank	3
Fastest Section Time (Section)	0:11.84 (400m)
Top Speed [km/h] (Section)	66.7 (Overall)
Race State	Finished



Doomben QLD Professional  
Race 4: U&U RECRUITMENT BENCHMARK 65 Handicap - 2050m

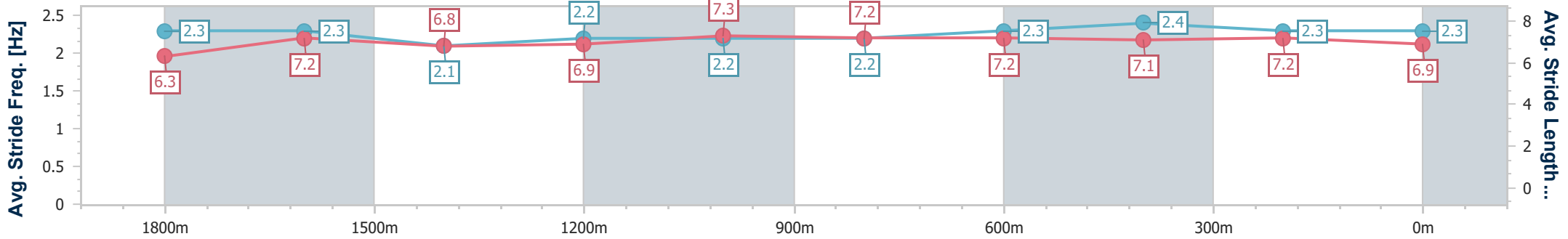
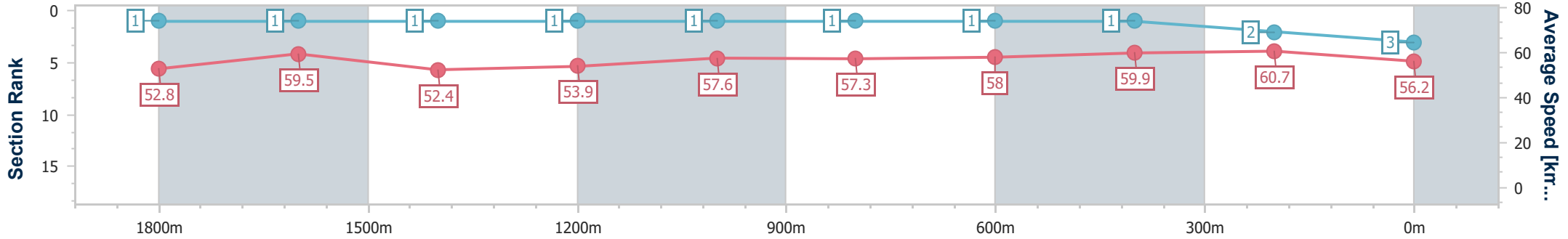
13 November 2024 - 15:39

Track Rating: Soft 5, Weather: Overcast, Rail Position: +8m Entire



BRISBANE RACING CLUB

Section	Overall	1800m	1600m	1400m	1200m	1000m	800m	600m	400m	200m
Section Times	2:10.04 [3] (0:17.03)	1:53.01 [1] (0:11.93)	1:41.08 [1] (0:13.59)	1:27.49 [1] (0:13.27)	1:14.22 [1] (0:12.51)	1:01.71 [1] (0:12.59)	0:49.12 [1] (0:12.42)	0:36.70 [1] (0:12.04)	0:24.66 [1] (0:11.84)	0:12.82 [2] (0:12.82)
Average Speed [km/h]	52.8	59.5	52.4	53.9	57.6	57.3	58.0	59.9	60.7	56.2
Top Speed [km/h]	66.7	64.8	55.2	56.6	58.0	58.0	60.7	60.9	62.4	59.1
Avg. Dist. to Rail [m]	3.1	2.4	2.5	0.9	0.2	0.5	0.5	0.6	1.6	1.5
Avg. Stride Freq. [Hz]	2.3	2.3	2.1	2.2	2.2	2.2	2.3	2.4	2.3	2.3
Avg. Stride Length [m]	6.3	7.2	6.8	6.9	7.3	7.2	7.2	7.1	7.2	6.9



- [ ] Ranking at each section and finish
- .-.- No data available at this section
- NA No data available



Horse/Jockey Name	You Kay Squeeze
Final Rank	4
Fastest Section Time (Section)	0:11.78 (400m)
Top Speed [km/h] (Section)	63.1 (1800m)
Race State	Finished



Doomben QLD Professional  
Race 4: U&U RECRUITMENT BENCHMARK 65 Handicap - 2050m

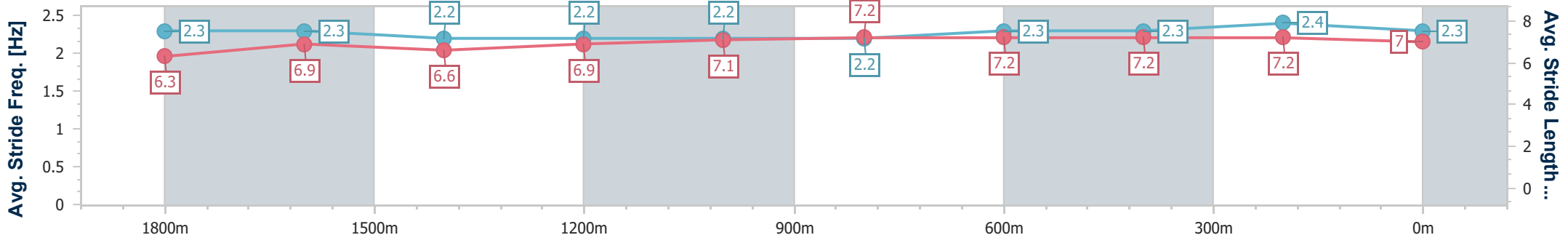
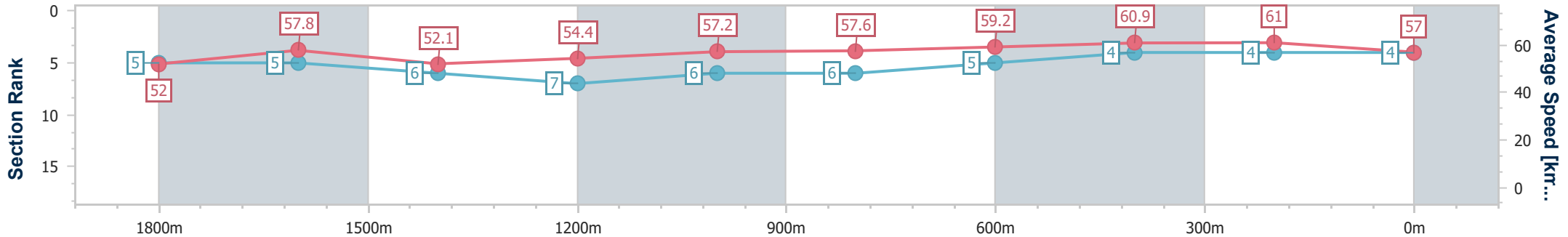
13 November 2024 - 15:39

Track Rating: Soft 5, Weather: Overcast, Rail Position: +8m Entire



BRISBANE RACING CLUB

Section	Overall	1800m	1600m	1400m	1200m	1000m	800m	600m	400m	200m
Section Times	2:10.04 [4] (0:17.31)	1:52.73 [5] (0:12.25)	1:40.48 [5] (0:13.67)	1:26.81 [6] (0:13.21)	1:13.60 [7] (0:12.57)	1:01.03 [6] (0:12.56)	0:48.47 [6] (0:12.20)	0:36.27 [5] (0:11.81)	0:24.46 [4] (0:11.78)	0:12.68 [4] (0:12.68)
Average Speed [km/h]	52.0	57.8	52.1	54.4	57.2	57.6	59.2	60.9	61.0	57.0
Top Speed [km/h]	63.1	63.1	55.5	59.2	58.7	58.8	60.1	62.6	62.5	59.6
Avg. Dist. to Rail [m]	1.7	2.4	2.1	0.8	0.2	0.5	0.8	0.4	0.6	1.3
Avg. Stride Freq. [Hz]	2.3	2.3	2.2	2.2	2.2	2.2	2.3	2.3	2.4	2.3
Avg. Stride Length [m]	6.3	6.9	6.6	6.9	7.1	7.2	7.2	7.2	7.2	7.0



- [ ] Ranking at each section and finish
- .-.- No data available at this section
- NA No data available





Horse/Jockey Name	Nippa's Nightcap
Final Rank	5
Fastest Section Time (Section)	0:11.60 (400m)
Top Speed [km/h] (Section)	64.1 (Overall)
Race State	Finished



**Doomben QLD Professional**  
**Race 4: U&U RECRUITMENT BENCHMARK 65 Handicap - 2050m**

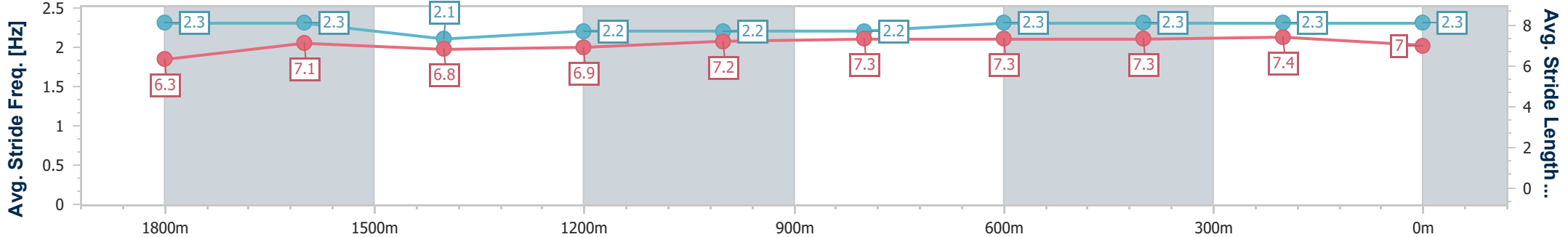
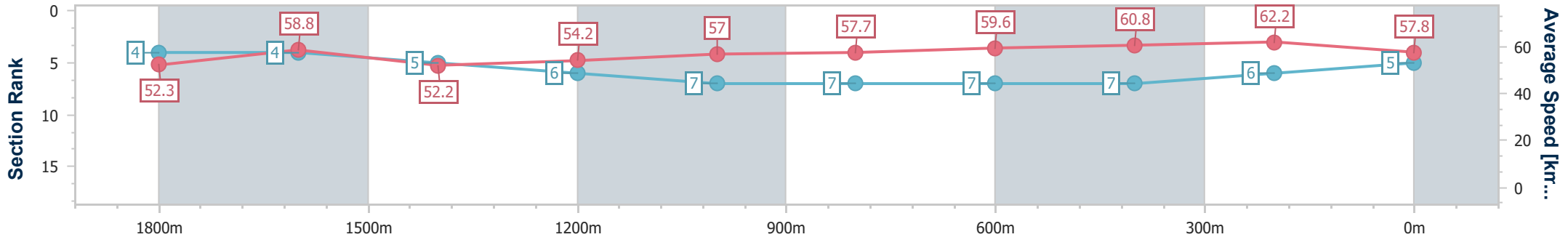
13 November 2024 - 15:39

Track Rating: Soft 5, Weather: Overcast, Rail Position: +8m Entire



BRISBANE  
RACING CLUB

Section	Overall	1800m	1600m	1400m	1200m	1000m	800m	600m	400m	200m
Section Times	2:10.13 [5] (0:17.26)	1:52.87 [4] (0:12.13)	1:40.74 [4] (0:13.71)	1:27.03 [5] (0:13.31)	1:13.72 [6] (0:12.67)	1:01.05 [7] (0:12.55)	0:48.50 [7] (0:12.29)	0:36.21 [7] (0:12.17)	0:24.04 [7] (0:11.60)	0:12.44 [6] (0:12.44)
Average Speed [km/h]	52.3	58.8	52.2	54.2	57.0	57.7	59.6	60.8	62.2	57.8
Top Speed [km/h]	64.1	63.5	55.4	57.3	57.9	59.3	60.9	63.1	63.1	61.4
Avg. Dist. to Rail [m]	1.8	1.4	1.0	1.0	2.1	1.9	3.8	4.3	2.5	2.3
Avg. Stride Freq. [Hz]	2.3	2.3	2.1	2.2	2.2	2.2	2.3	2.3	2.3	2.3
Avg. Stride Length [m]	6.3	7.1	6.8	6.9	7.2	7.3	7.3	7.3	7.4	7.0



- [ ] Ranking at each section and finish
- .-.- No data available at this section
- NA No data available



Horse/Jockey Name	Wayfarer's Way
Final Rank	6
Fastest Section Time (Section)	0:11.87 (600m)
Top Speed [km/h] (Section)	64.5 (Overall)
Race State	Finished



**Doomben QLD Professional**  
**Race 4: U&U RECRUITMENT BENCHMARK 65 Handicap - 2050m**

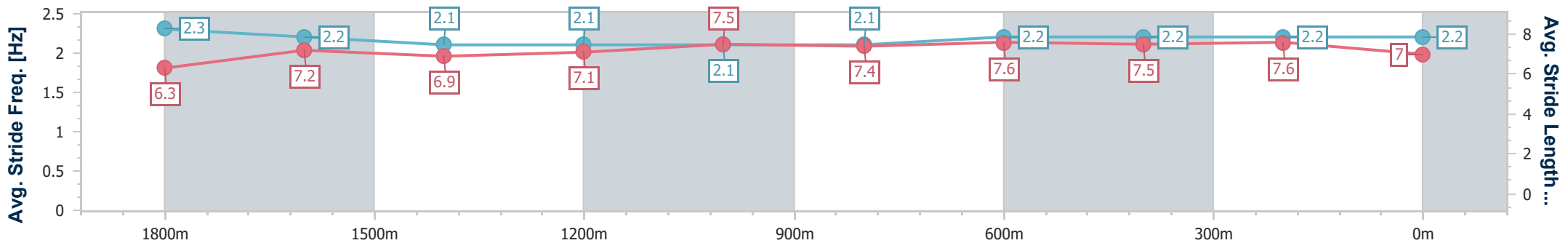
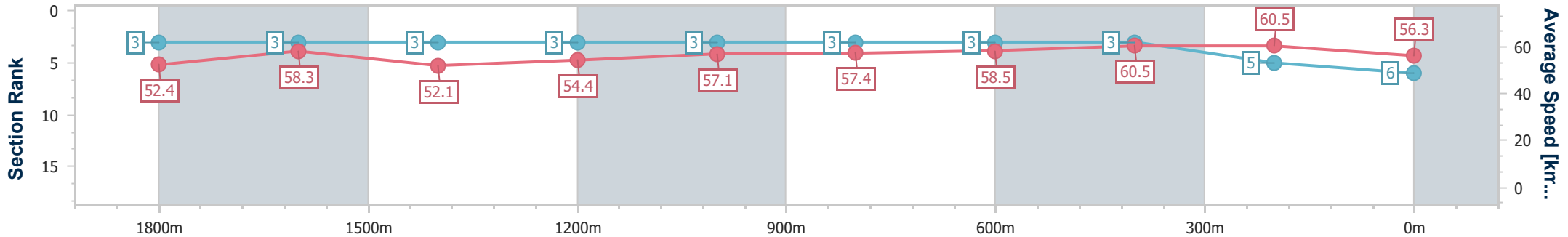


13 November 2024 - 15:39

BRISBANE RACING CLUB

Track Rating: Soft 5, Weather: Overcast, Rail Position: +8m Entire

Section	Overall	1800m	1600m	1400m	1200m	1000m	800m	600m	400m	200m
Section Times	2:10.17 [6] (0:17.15)	1:53.02 [3] (0:12.15)	1:40.87 [3] (0:13.65)	1:27.22 [3] (0:13.18)	1:14.04 [3] (0:12.57)	1:01.47 [3] (0:12.59)	0:48.88 [3] (0:12.34)	0:36.54 [3] (0:11.87)	0:24.67 [3] (0:11.88)	0:12.79 [5] (0:12.79)
Average Speed [km/h]	52.4	58.3	52.1	54.4	57.1	57.4	58.5	60.5	60.5	56.3
Top Speed [km/h]	64.5	62.7	54.9	58.2	58.2	58.3	60.6	60.8	61.6	59.4
Avg. Dist. to Rail [m]	3.1	3.1	3.1	1.0	0.5	1.0	0.6	0.9	1.3	0.5
Avg. Stride Freq. [Hz]	2.3	2.2	2.1	2.1	2.1	2.1	2.2	2.2	2.2	2.2
Avg. Stride Length [m]	6.3	7.2	6.9	7.1	7.5	7.4	7.6	7.5	7.6	7.0



- [ ] Ranking at each section and finish
- .-.- No data available at this section
- NA No data available



Horse/Jockey Name	Sokudo
Final Rank	7
Fastest Section Time (Section)	0:11.85 (400m)
Top Speed [km/h] (Section)	62.6 (400m)
Race State	Finished



**Doomben QLD Professional**  
**Race 4: U&U RECRUITMENT BENCHMARK 65 Handicap - 2050m**

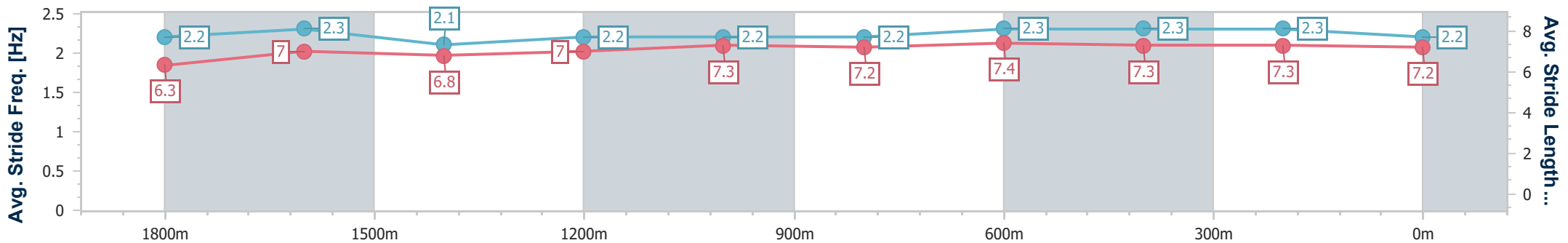
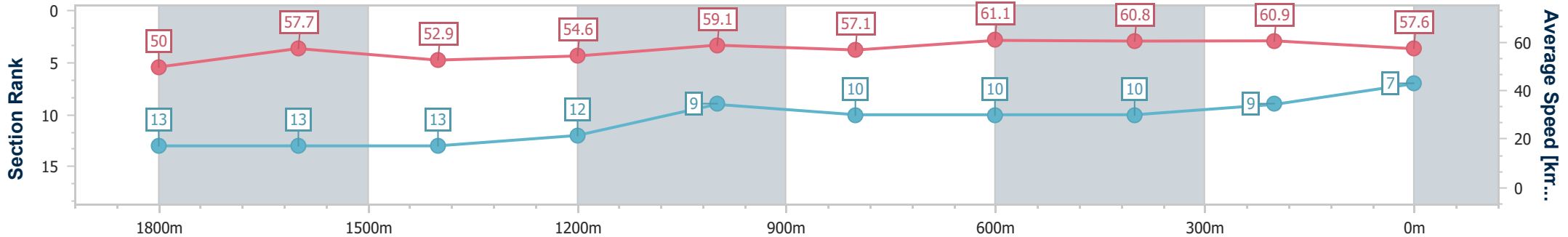
13 November 2024 - 15:39

Track Rating: Soft 5, Weather: Overcast, Rail Position: +8m Entire



BRISBANE  
RACING CLUB

Section	Overall	1800m	1600m	1400m	1200m	1000m	800m	600m	400m	200m
Section Times	2:10.51 [7] (0:17.98)	1:52.53 [13] (0:12.41)	1:40.12 [13] (0:13.55)	1:26.57 [13] (0:13.15)	1:13.42 [12] (0:12.20)	1:01.22 [9] (0:12.74)	0:48.48 [10] (0:12.06)	0:36.42 [10] (0:12.11)	0:24.31 [10] (0:11.85)	0:12.46 [9] (0:12.46)
Average Speed [km/h]	50.0	57.7	52.9	54.6	59.1	57.1	61.1	60.8	60.9	57.6
Top Speed [km/h]	62.4	60.6	55.0	57.2	60.5	59.4	62.0	62.0	62.6	60.8
Avg. Dist. to Rail [m]	2.6	1.0	1.8	0.8	2.1	3.6	4.5	3.9	1.4	0.4
Avg. Stride Freq. [Hz]	2.2	2.3	2.1	2.2	2.2	2.2	2.3	2.3	2.3	2.2
Avg. Stride Length [m]	6.3	7.0	6.8	7.0	7.3	7.2	7.4	7.3	7.3	7.2



- [ ] Ranking at each section and finish
- .-.- No data available at this section
- NA No data available



Horse/Jockey Name	Sly Corner
Final Rank	8
Fastest Section Time (Section)	0:11.79 (400m)
Top Speed [km/h] (Section)	66.1 (Overall)
Race State	Finished



**Doomben QLD Professional**  
**Race 4: U&U RECRUITMENT BENCHMARK 65 Handicap - 2050m**

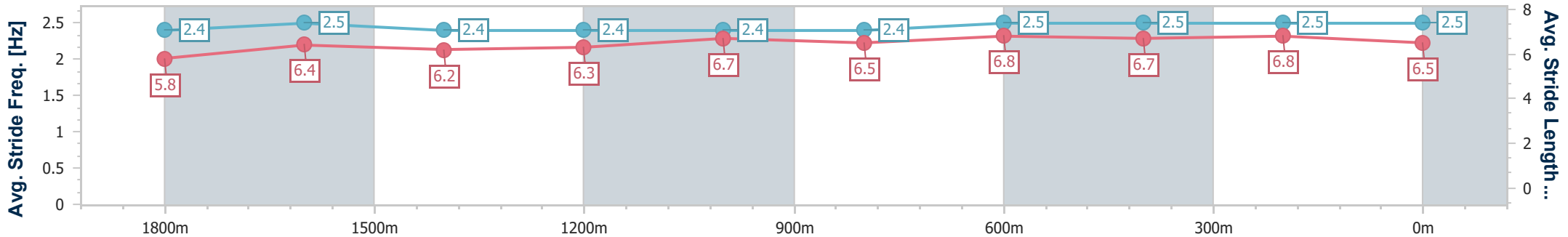
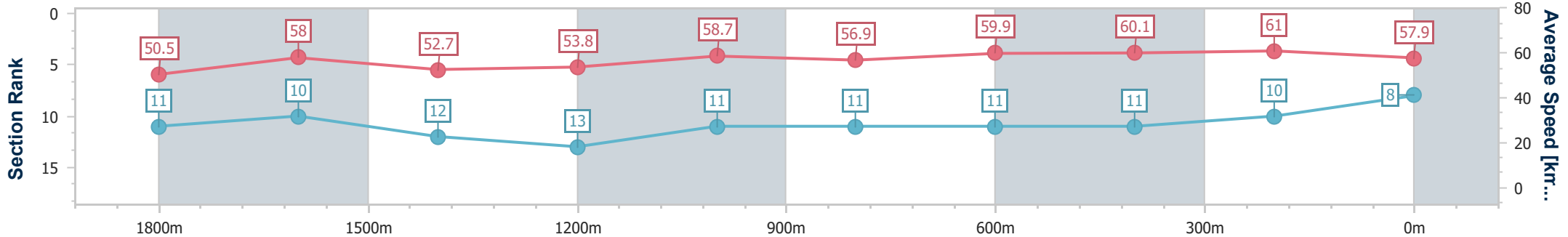
13 November 2024 - 15:39

Track Rating: Soft 5, Weather: Overcast, Rail Position: +8m Entire



BRISBANE  
RACING CLUB

Section	Overall	1800m	1600m	1400m	1200m	1000m	800m	600m	400m	200m
Section Times	2:10.53 [8] (0:17.84)	1:52.69 [11] (0:12.24)	1:40.45 [10] (0:13.69)	1:26.76 [12] (0:13.44)	1:13.32 [13] (0:12.24)	1:01.08 [11] (0:12.68)	0:48.40 [11] (0:12.12)	0:36.28 [11] (0:12.05)	0:24.23 [11] (0:11.79)	0:12.44 [10] (0:12.44)
Average Speed [km/h]	50.5	58.0	52.7	53.8	58.7	56.9	59.9	60.1	61.0	57.9
Top Speed [km/h]	66.1	64.8	55.1	59.0	60.6	57.9	61.8	61.2	62.4	60.3
Avg. Dist. to Rail [m]	4.3	2.1	0.5	0.7	0.7	0.4	2.1	0.8	0.7	1.6
Avg. Stride Freq. [Hz]	2.4	2.5	2.4	2.4	2.4	2.4	2.5	2.5	2.5	2.5
Avg. Stride Length [m]	5.8	6.4	6.2	6.3	6.7	6.5	6.8	6.7	6.8	6.5



- [ ] Ranking at each section and finish
- .-.- No data available at this section
- NA No data available



Horse/Jockey Name	Devocean
Final Rank	9
Fastest Section Time (Section)	0:12.01 (600m)
Top Speed [km/h] (Section)	65.7 (Overall)
Race State	Finished



**Doomben QLD Professional**  
**Race 4: U&U RECRUITMENT BENCHMARK 65 Handicap - 2050m**

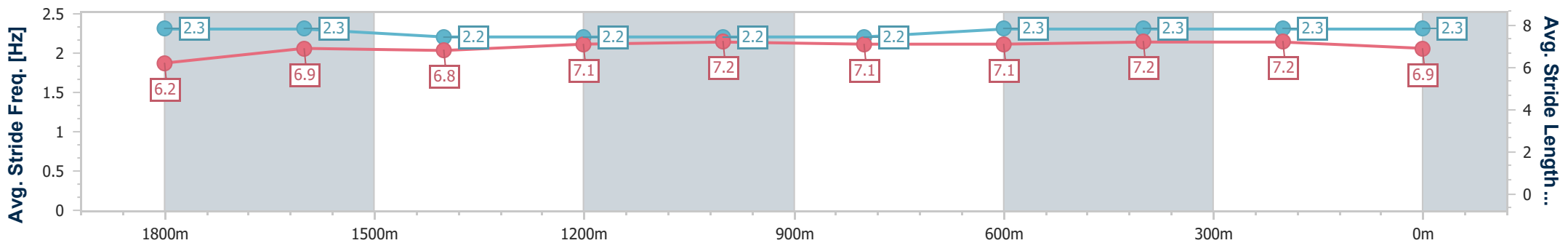
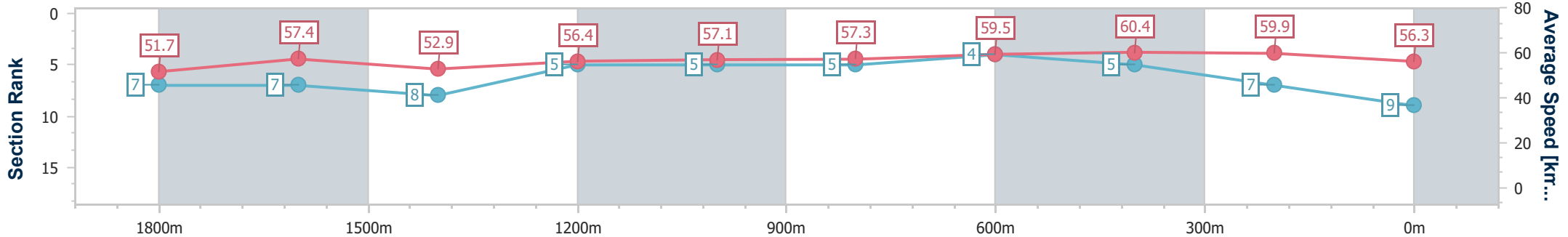


13 November 2024 - 15:39

BRISBANE RACING CLUB

Track Rating: Soft 5, Weather: Overcast, Rail Position: +8m Entire

Section	Overall	1800m	1600m	1400m	1200m	1000m	800m	600m	400m	200m
Section Times	2:10.59 [9] (0:17.42)	1:53.17 [7] (0:12.40)	1:40.77 [7] (0:13.52)	1:27.25 [8] (0:12.87)	1:14.38 [5] (0:12.63)	1:01.75 [5] (0:12.65)	0:49.10 [5] (0:12.26)	0:36.84 [4] (0:12.01)	0:24.83 [5] (0:12.07)	0:12.76 [7] (0:12.76)
Average Speed [km/h]	51.7	57.4	52.9	56.4	57.1	57.3	59.5	60.4	59.9	56.3
Top Speed [km/h]	65.7	61.9	55.1	57.3	57.6	59.5	61.1	61.1	61.0	59.2
Avg. Dist. to Rail [m]	3.8	1.6	1.4	1.1	2.3	2.8	2.5	1.9	1.6	1.6
Avg. Stride Freq. [Hz]	2.3	2.3	2.2	2.2	2.2	2.2	2.3	2.3	2.3	2.3
Avg. Stride Length [m]	6.2	6.9	6.8	7.1	7.2	7.1	7.1	7.2	7.2	6.9



- [ ] Ranking at each section and finish
- .-.- No data available at this section
- NA No data available



Horse/Jockey Name	Smooth Torque
Final Rank	10
Fastest Section Time (Section)	0:11.77 (400m)
Top Speed [km/h] (Section)	64.1 (Overall)
Race State	Finished



**Doomben QLD Professional**  
**Race 4: U&U RECRUITMENT BENCHMARK 65 Handicap - 2050m**

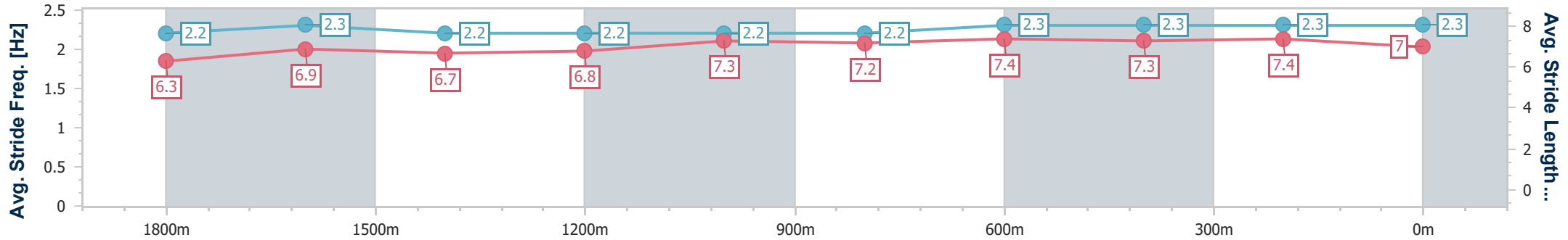
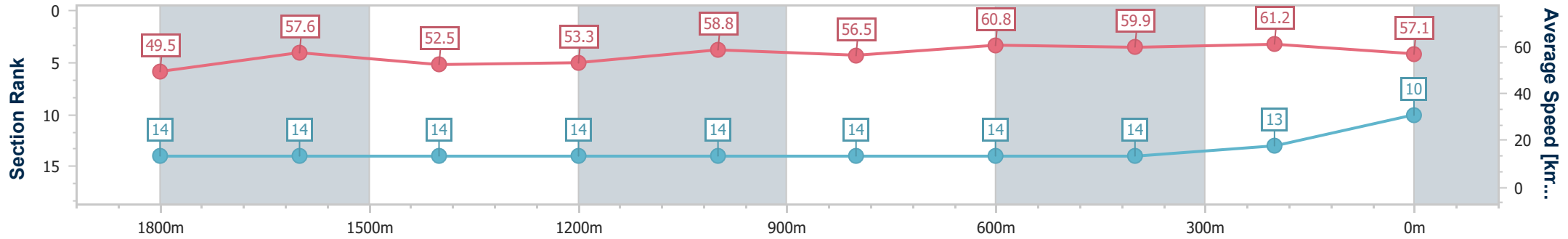
13 November 2024 - 15:39

Track Rating: Soft 5, Weather: Overcast, Rail Position: +8m Entire



BRISBANE  
RACING CLUB

Section	Overall	1800m	1600m	1400m	1200m	1000m	800m	600m	400m	200m
Section Times	2:10.92 [10] (0:18.22)	1:52.70 [14] (0:12.27)	1:40.43 [14] (0:13.63)	1:26.80 [14] (0:13.46)	1:13.34 [14] (0:12.25)	1:01.09 [14] (0:12.79)	0:48.30 [14] (0:11.93)	0:36.37 [14] (0:12.01)	0:24.36 [14] (0:11.77)	0:12.59 [13] (0:12.59)
Average Speed [km/h]	49.5	57.6	52.5	53.3	58.8	56.5	60.8	59.9	61.2	57.1
Top Speed [km/h]	64.1	62.3	54.8	55.7	60.4	58.7	62.7	61.6	62.1	59.6
Avg. Dist. to Rail [m]	4.8	2.5	1.8	0.7	0.6	1.4	1.0	0.7	0.8	0.8
Avg. Stride Freq. [Hz]	2.2	2.3	2.2	2.2	2.2	2.2	2.3	2.3	2.3	2.3
Avg. Stride Length [m]	6.3	6.9	6.7	6.8	7.3	7.2	7.4	7.3	7.4	7.0



- [ ] Ranking at each section and finish
- .-.- No data available at this section
- NA No data available



Horse/Jockey Name	Giddy Gan's Joy
Final Rank	11
Fastest Section Time (Section)	0:11.85 (400m)
Top Speed [km/h] (Section)	63.4 (Overall)
Race State	Finished



**Doomben QLD Professional**  
**Race 4: U&U RECRUITMENT BENCHMARK 65 Handicap - 2050m**

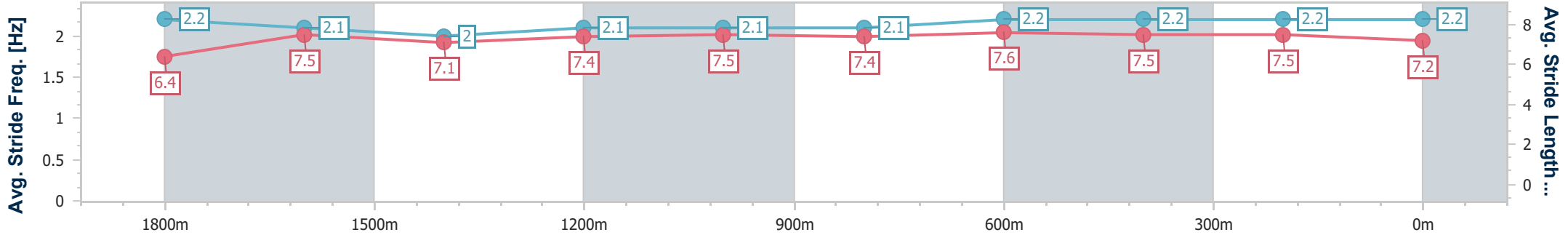
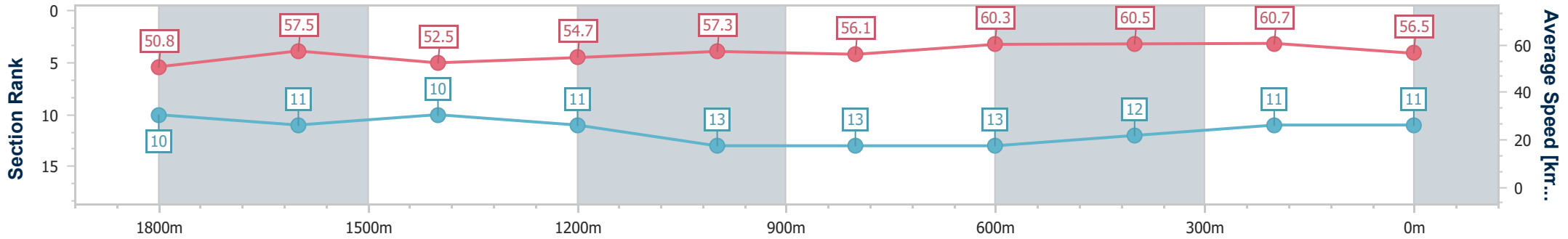
13 November 2024 - 15:39

Track Rating: Soft 5, Weather: Overcast, Rail Position: +8m Entire



BRISBANE  
RACING CLUB

Section	Overall	1800m	1600m	1400m	1200m	1000m	800m	600m	400m	200m
Section Times	2:10.94 [11] (0:17.73)	1:53.21 [10] (0:12.39)	1:40.82 [11] (0:13.62)	1:27.20 [10] (0:13.27)	1:13.93 [11] (0:12.58)	1:01.35 [13] (0:12.83)	0:48.52 [13] (0:12.06)	0:36.46 [13] (0:11.89)	0:24.57 [12] (0:11.85)	0:12.72 [11] (0:12.72)
Average Speed [km/h]	50.8	57.5	52.5	54.7	57.3	56.1	60.3	60.5	60.7	56.5
Top Speed [km/h]	63.4	61.5	54.5	57.4	58.2	57.8	62.0	61.9	61.9	58.9
Avg. Dist. to Rail [m]	1.7	1.8	1.0	0.9	1.1	1.4	0.9	0.5	0.5	1.5
Avg. Stride Freq. [Hz]	2.2	2.1	2.0	2.1	2.1	2.1	2.2	2.2	2.2	2.2
Avg. Stride Length [m]	6.4	7.5	7.1	7.4	7.5	7.4	7.6	7.5	7.5	7.2



- [ ] Ranking at each section and finish
- .-.- No data available at this section
- NA No data available



Horse/Jockey Name	Rhodes
Final Rank	12
Fastest Section Time (Section)	0:11.93 (400m)
Top Speed [km/h] (Section)	65.3 (Overall)
Race State	Finished



**Doomben QLD Professional**  
**Race 4: U&U RECRUITMENT BENCHMARK 65 Handicap - 2050m**

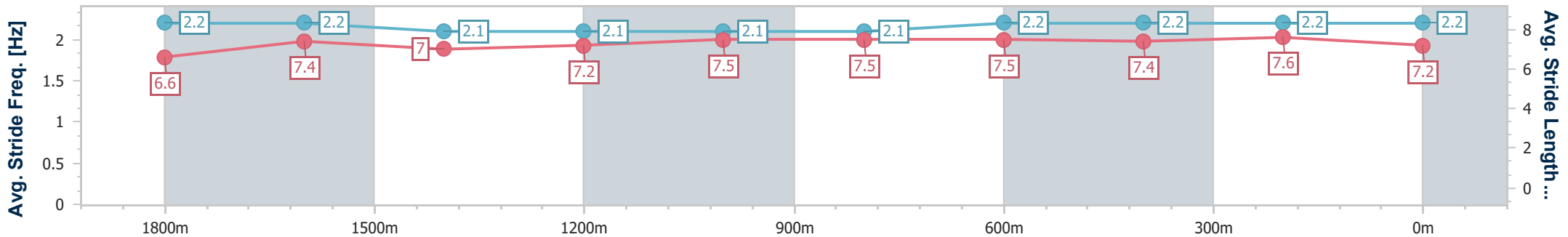
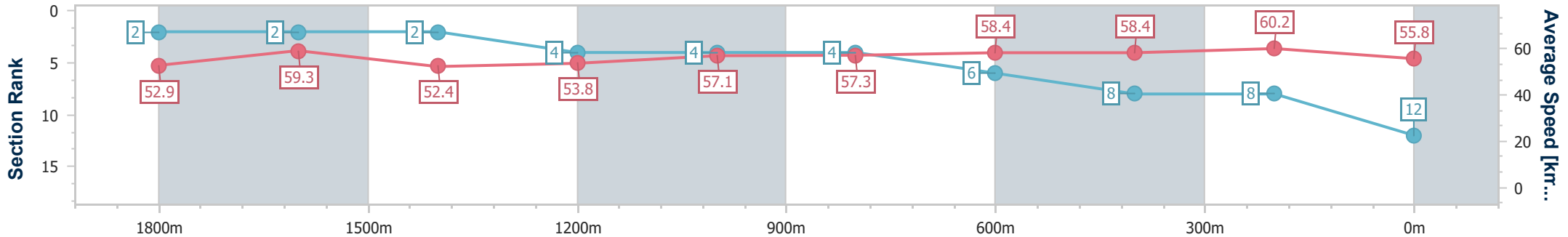


13 November 2024 - 15:39

BRISBANE RACING CLUB

Track Rating: Soft 5, Weather: Overcast, Rail Position: +8m Entire

Section	Overall	1800m	1600m	1400m	1200m	1000m	800m	600m	400m	200m
Section Times	2:10.95 [12] (0:17.03)	1:53.92 [2] (0:12.04)	1:41.88 [2] (0:13.69)	1:28.19 [2] (0:13.38)	1:14.81 [4] (0:12.66)	1:02.15 [4] (0:12.61)	0:49.54 [4] (0:12.42)	0:37.12 [6] (0:12.29)	0:24.83 [8] (0:11.93)	0:12.90 [8] (0:12.90)
Average Speed [km/h]	52.9	59.3	52.4	53.8	57.1	57.3	58.4	58.4	60.2	55.8
Top Speed [km/h]	65.3	64.7	54.7	56.3	57.7	59.0	59.3	59.3	61.3	59.4
Avg. Dist. to Rail [m]	4.0	1.6	1.0	0.7	1.0	1.5	1.0	0.8	0.6	0.3
Avg. Stride Freq. [Hz]	2.2	2.2	2.1	2.1	2.1	2.1	2.2	2.2	2.2	2.2
Avg. Stride Length [m]	6.6	7.4	7.0	7.2	7.5	7.5	7.5	7.4	7.6	7.2



- [ ] Ranking at each section and finish
- .-.- No data available at this section
- NA No data available





Horse/Jockey Name	Contreras
Final Rank	13
Fastest Section Time (Section)	0:11.89 (400m)
Top Speed [km/h] (Section)	63.5 (Overall)
Race State	Finished



**Doomben QLD Professional**  
**Race 4: U&U RECRUITMENT BENCHMARK 65 Handicap - 2050m**

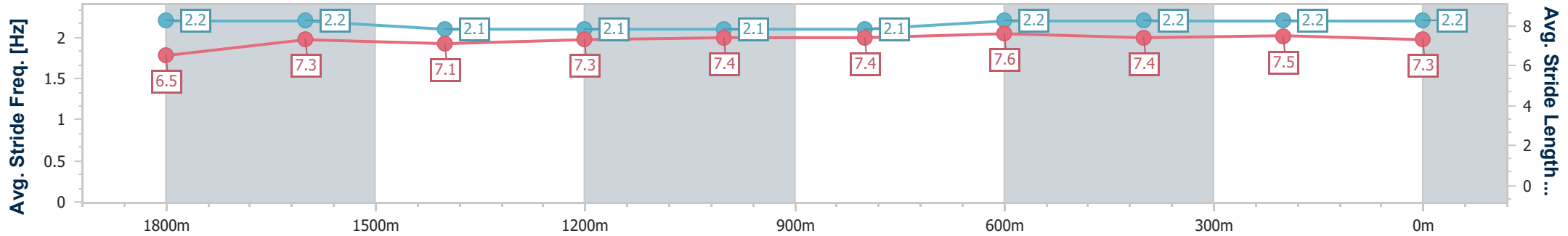
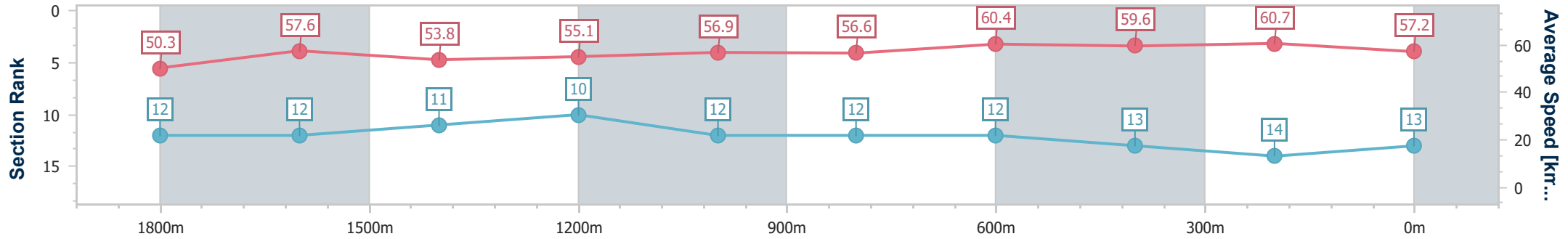


**BRISBANE**  
 RACING CLUB

13 November 2024 - 15:39

Track Rating: Soft 5, Weather: Overcast, Rail Position: +8m Entire

Section	Overall	1800m	1600m	1400m	1200m	1000m	800m	600m	400m	200m
Section Times	2:10.99 [13] (0:17.89)	1:53.10 [12] (0:12.44)	1:40.66 [12] (0:13.41)	1:27.25 [11] (0:13.16)	1:14.09 [10] (0:12.62)	1:01.47 [12] (0:12.78)	0:48.69 [12] (0:12.07)	0:36.62 [12] (0:12.14)	0:24.48 [13] (0:11.89)	0:12.59 [14] (0:12.59)
Average Speed [km/h]	50.3	57.6	53.8	55.1	56.9	56.6	60.4	59.6	60.7	57.2
Top Speed [km/h]	63.5	60.8	55.7	57.4	57.6	58.9	60.9	60.8	61.7	60.5
Avg. Dist. to Rail [m]	4.8	0.5	0.5	1.2	2.1	2.1	1.8	1.4	2.0	2.8
Avg. Stride Freq. [Hz]	2.2	2.2	2.1	2.1	2.1	2.1	2.2	2.2	2.2	2.2
Avg. Stride Length [m]	6.5	7.3	7.1	7.3	7.4	7.4	7.6	7.4	7.5	7.3



- [ ] Ranking at each section and finish
- .-.- No data available at this section
- NA No data available



Horse/Jockey Name	Hatasu
Final Rank	14
Fastest Section Time (Section)	0:12.03 (400m)
Top Speed [km/h] (Section)	65.5 (Overall)
Race State	Finished



**Doomben QLD Professional**  
**Race 4: U&U RECRUITMENT BENCHMARK 65 Handicap - 2050m**

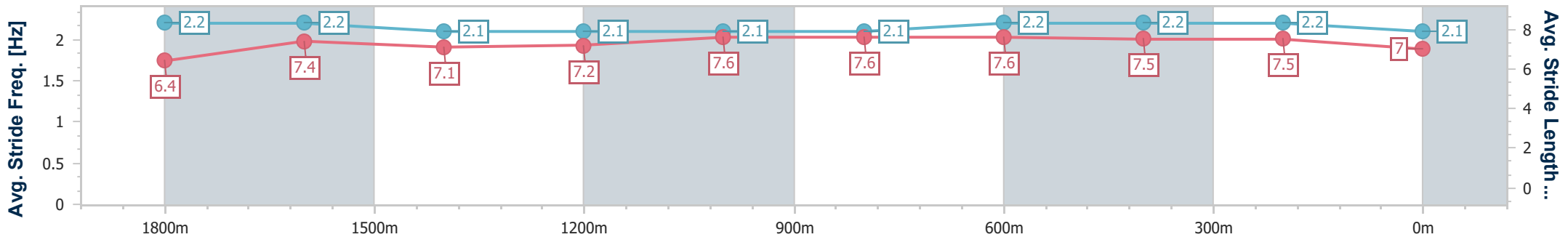
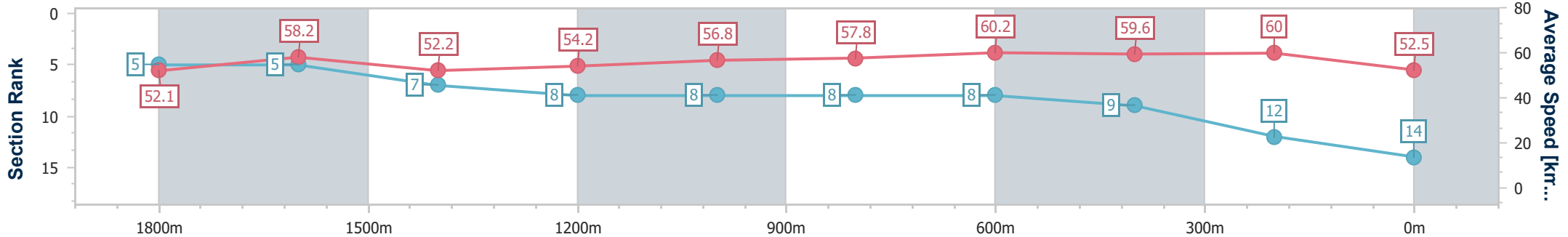
13 November 2024 - 15:39

Track Rating: Soft 5, Weather: Overcast, Rail Position: +8m Entire



BRISBANE  
RACING CLUB

Section	Overall	1800m	1600m	1400m	1200m	1000m	800m	600m	400m	200m
Section Times	2:11.96 [14] (0:17.31)	1:54.65 [5] (0:12.25)	1:42.40 [5] (0:13.73)	1:28.67 [7] (0:13.31)	1:15.36 [8] (0:12.68)	1:02.68 [8] (0:12.57)	0:50.11 [8] (0:12.14)	0:37.97 [8] (0:12.21)	0:25.76 [9] (0:12.03)	0:13.73 [12] (0:13.73)
Average Speed [km/h]	52.1	58.2	52.2	54.2	56.8	57.8	60.2	59.6	60.0	52.5
Top Speed [km/h]	65.5	62.3	55.8	58.0	57.7	60.3	61.0	61.0	60.7	58.6
Avg. Dist. to Rail [m]	7.4	1.3	1.0	0.8	1.6	2.3	3.1	2.3	1.7	2.8
Avg. Stride Freq. [Hz]	2.2	2.2	2.1	2.1	2.1	2.1	2.2	2.2	2.2	2.1
Avg. Stride Length [m]	6.4	7.4	7.1	7.2	7.6	7.6	7.6	7.5	7.5	7.0



- [ ] Ranking at each section and finish
- .-.- No data available at this section
- NA No data available