



# Doomben QLD Professional

## Race 5: XXXX GOLD BENCHMARK 65 Handicap - 1200m

13 November 2024 - 16:14



BRISBANE  
RACING CLUB

Track Rating: Soft 5, Weather: Overcast, Rail Position: +8m Entire

Section												Last 600m	
Field Times		Overall	1000m	800m	600m	400m	200m						0:34.61
		1:11.33 (0:13.37)	0:57.96 (0:11.44)	0:46.52 (0:11.91)	0:34.61 (0:11.78)	0:22.83 (0:11.17)	0:11.66 (0:11.66)						
Rank	TAB Horse/Jockey	Barrier	Top Speed [km/h]	Fastest Section								Margin	Distance Travelled [m]
1	13 <b>SULTRY SIREN</b> Bailey Wheeler	7	67.2 400m	0:10.82 400m	1:11.33 [1] (0:13.90)	0:57.43 [5] (0:11.62)	0:45.81 [6] (0:11.95)	0:33.86 [6] (0:11.64)	0:22.22 [6] (0:10.82)	0:11.40 [4] (0:11.40)	1:11.33	0:33.86	
2	9 <b>FLYWHEEL</b> Noel Callow	3	66.1 400m	0:11.19 400m	1:11.52 [2] (0:13.71)	0:57.81 [4] (0:11.53)	0:46.28 [4] (0:11.83)	0:34.45 [3] (0:11.68)	0:22.77 [3] (0:11.19)	0:11.58 [5] (0:11.58)	1.14L	0:34.45	+0
3	1 <b>HYDROELECTRIC</b> Emily Lang	4	66.0 400m	0:11.17 400m	1:11.59 [3] (0:13.37)	0:58.22 [1] (0:11.44)	0:46.78 [1] (0:11.91)	0:34.87 [1] (0:11.78)	0:23.09 [1] (0:11.17)	0:11.92 [1] (0:11.92)	1.54L	0:34.87	+0
4	2 <b>TELLEZ</b> Cody Collis	1	66.2 400m	0:11.07 400m	1:11.74 [4] (0:13.60)	0:58.14 [3] (0:11.55)	0:46.59 [3] (0:11.96)	0:34.63 [4] (0:11.74)	0:22.89 [4] (0:11.07)	0:11.82 [2] (0:11.82)	2.45L	0:34.63	-4
5	12 <b>KOZANI</b> Martin Harley	5	65.3 Overall	0:11.22 400m	1:11.81 [5] (0:13.48)	0:58.33 [2] (0:11.51)	0:46.82 [2] (0:11.99)	0:34.83 [2] (0:11.72)	0:23.11 [2] (0:11.22)	0:11.89 [3] (0:11.89)	2.83L	0:34.83	+2
6	6 <b>EXTESSIVE</b> Andrew Mallyon	9	66.8 400m	0:10.95 400m	1:11.91 [6] (0:14.12)	0:57.79 [7] (0:11.45)	0:46.34 [7] (0:12.07)	0:34.27 [8] (0:11.71)	0:22.56 [8] (0:10.95)	0:11.61 [7] (0:11.61)	3.41L	0:34.27	+3
7	11 <b>FEARLESS THINKING</b> Damien Thornton	6	67.3 1000m	0:10.97 400m	1:12.04 [7] (0:14.04)	0:58.00 [6] (0:11.37)	0:46.63 [5] (0:11.91)	0:34.72 [5] (0:11.78)	0:22.94 [5] (0:10.97)	0:11.97 [6] (0:11.97)	4.18L	0:34.72	+1
8	7 <b>ABOUT TO EXPLODE</b> Angela Jones	10	67.5 400m	0:10.87 400m	1:12.10 [8] (0:14.42)	0:57.68 [10] (0:11.65)	0:46.03 [10] (0:11.77)	0:34.26 [9] (0:11.95)	0:22.31 [10] (0:10.87)	0:11.44 [9] (0:11.44)	4.55L	0:34.26	+2
9	10 <b>MR TABASCO</b> Courtney Bellamy	2	65.4 400m	0:11.18 400m	1:12.14 [9] (0:14.35)	0:57.79 [9] (0:11.44)	0:46.35 [8] (0:11.75)	0:34.60 [7] (0:11.74)	0:22.86 [7] (0:11.18)	0:11.68 [8] (0:11.68)	4.81L	0:34.60	-5
10	3 <b>ZAHER</b> Nikita Beriman	8	66.6 400m	0:10.98 400m	1:12.14 [10] (0:14.31)	0:57.83 [8] (0:11.60)	0:46.23 [9] (0:11.94)	0:34.29 [10] (0:11.85)	0:22.44 [9] (0:10.98)	0:11.46 [10] (0:11.46)	4.82L	0:34.29	+5

Scratched: Mio Sorrento (#4), Borrelli (#8), Port Erin (#5), Monte Drifter (#14)

[ ] Ranking at each section and finish  
 -:-:- No data available at this section  
 NA No data available

SCN Saddle cloth number  
 DNF Did not finish  
 DNT Did not track



Horse/Jockey Name	Sultry Siren
Final Rank	1
Fastest Section Time (Section)	0:10.82 (400m)
Top Speed [km/h] (Section)	67.2 (400m)
Race State	Finished



Doomben QLD Professional

Race 5: XXXX GOLD BENCHMARK 65 Handicap - 1200m

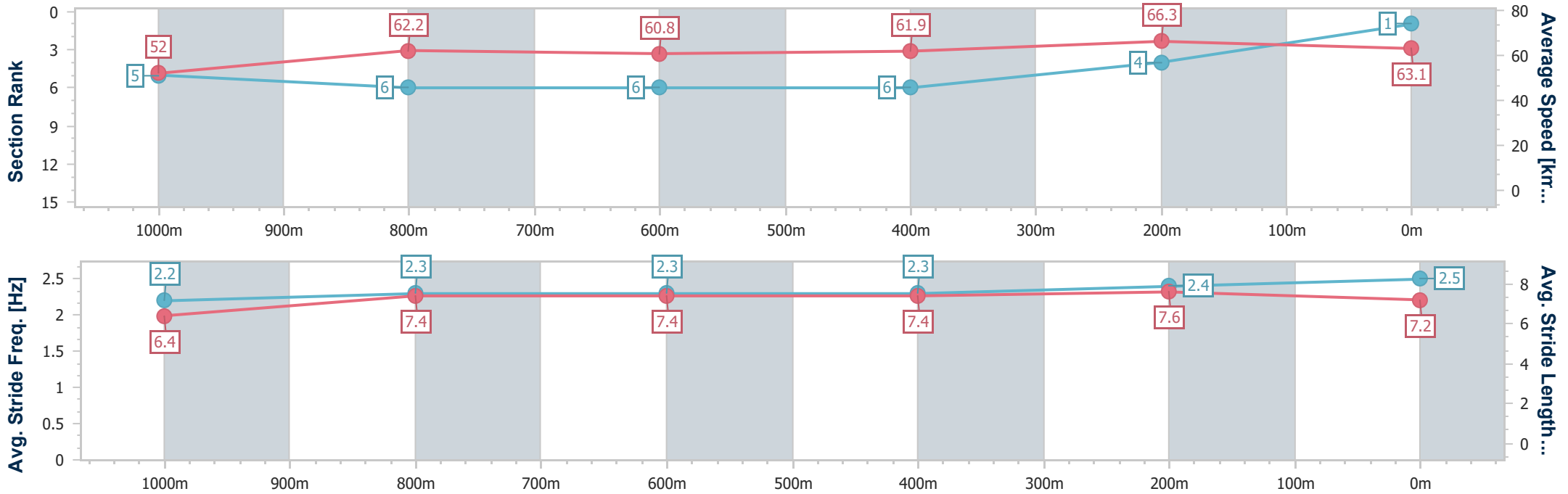
13 November 2024 - 16:14

Track Rating: Soft 5, Weather: Overcast, Rail Position: +8m Entire



BRISBANE RACING CLUB

Section	Overall	1000m	800m	600m	400m	200m
Section Times	1:11.33 [1] (0:13.90)	0:57.43 [5] (0:11.62)	0:45.81 [6] (0:11.95)	0:33.86 [6] (0:11.64)	0:22.22 [6] (0:10.82)	0:11.40 [4]
Average Speed [km/h]	52.0	62.2	60.8	61.9	66.3	63.1
Top Speed [km/h]	64.0	64.0	61.8	64.0	67.2	66.4
Avg. Dist. to Rail [m]	4.2	1.2	1.9	1.1	1.7	2.7
Avg. Stride Freq. [Hz]	2.2	2.3	2.3	2.3	2.4	2.5
Avg. Stride Length [m]	6.4	7.4	7.4	7.4	7.6	7.2



- [ ] Ranking at each section and finish
- .-.- No data available at this section
- NA No data available



Horse/Jockey Name	Flywheel
Final Rank	2
Fastest Section Time (Section)	0:11.19 (400m)
Top Speed [km/h] (Section)	66.1 (400m)
Race State	Finished



Doomben QLD Professional

Race 5: XXXX GOLD BENCHMARK 65 Handicap - 1200m

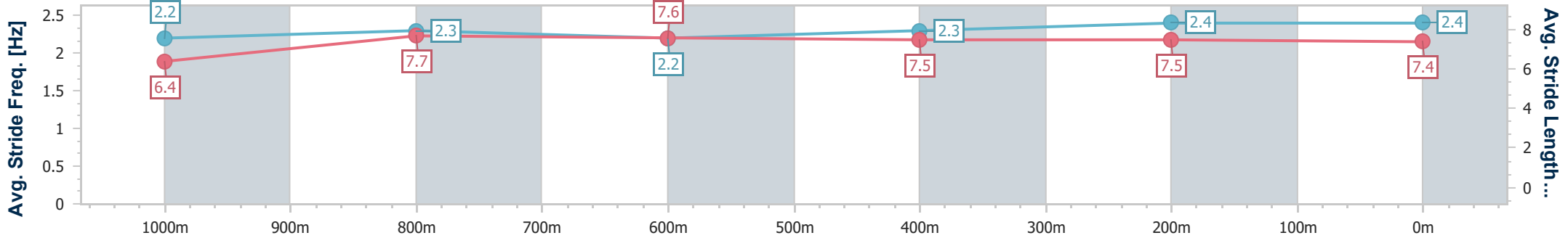
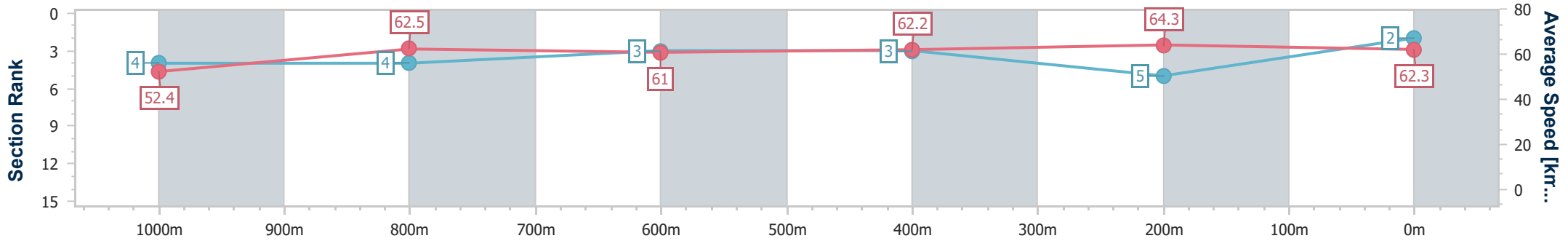
13 November 2024 - 16:14

Track Rating: Soft 5, Weather: Overcast, Rail Position: +8m Entire



BRISBANE RACING CLUB

Section	Overall	1000m	800m	600m	400m	200m
Section Times	1:11.52 [2] (0:13.71)	0:57.81 [4] (0:11.53)	0:46.28 [4] (0:11.83)	0:34.45 [3] (0:11.68)	0:22.77 [3] (0:11.19)	0:11.58 [5] (0:11.58)
Average Speed [km/h]	52.4	62.5	61.0	62.2	64.3	62.3
Top Speed [km/h]	63.9	64.4	61.6	64.8	66.1	65.5
Avg. Dist. to Rail [m]	1.1	0.2	0.2	1.6	2.2	1.9
Avg. Stride Freq. [Hz]	2.2	2.3	2.2	2.3	2.4	2.4
Avg. Stride Length [m]	6.4	7.7	7.6	7.5	7.5	7.4



- [ ] Ranking at each section and finish
- .-.- No data available at this section
- NA No data available



Horse/Jockey Name	Hydroelectric
Final Rank	3
Fastest Section Time (Section)	0:11.17 (400m)
Top Speed [km/h] (Section)	66.0 (400m)
Race State	Finished



Doomben QLD Professional

Race 5: XXXX GOLD BENCHMARK 65 Handicap - 1200m

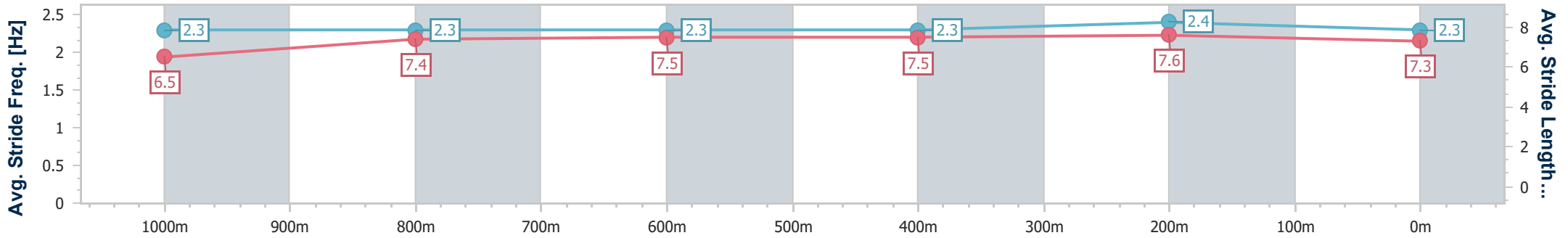
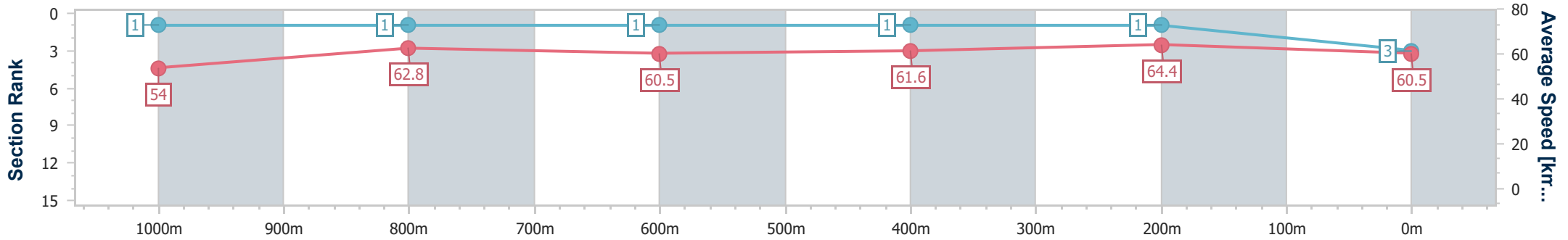
13 November 2024 - 16:14

Track Rating: Soft 5, Weather: Overcast, Rail Position: +8m Entire



BRISBANE RACING CLUB

Section	Overall	1000m	800m	600m	400m	200m
Section Times	1:11.59 [3] (0:13.37)	0:58.22 [1] (0:11.44)	0:46.78 [1] (0:11.91)	0:34.87 [1] (0:11.78)	0:23.09 [1] (0:11.17)	0:11.92 [1] (0:11.92)
Average Speed [km/h]	54.0	62.8	60.5	61.6	64.4	60.5
Top Speed [km/h]	65.3	65.7	62.1	62.6	66.0	64.1
Avg. Dist. to Rail [m]	2.2	0.4	0.2	0.9	0.3	0.7
Avg. Stride Freq. [Hz]	2.3	2.3	2.3	2.3	2.4	2.3
Avg. Stride Length [m]	6.5	7.4	7.5	7.5	7.6	7.3



- [ ] Ranking at each section and finish
- .-.-.- No data available at this section
- NA No data available



Horse/Jockey Name	Tellez
Final Rank	4
Fastest Section Time (Section)	0:11.07 (400m)
Top Speed [km/h] (Section)	66.2 (400m)
Race State	Finished



Doomben QLD Professional

Race 5: XXXX GOLD BENCHMARK 65 Handicap - 1200m

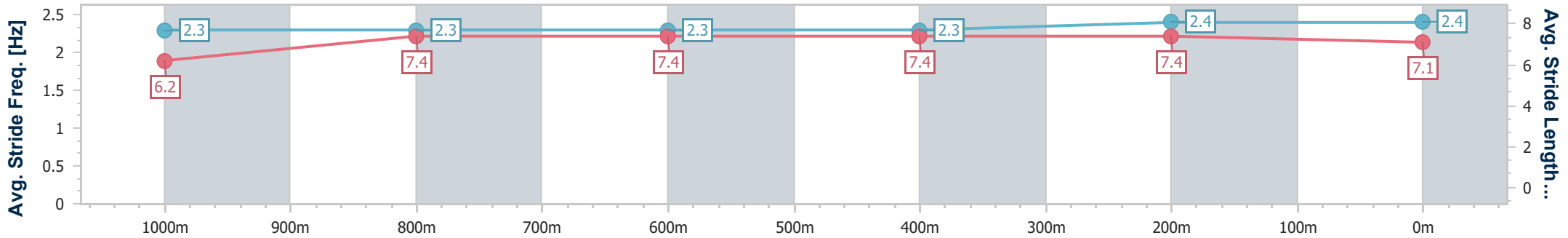
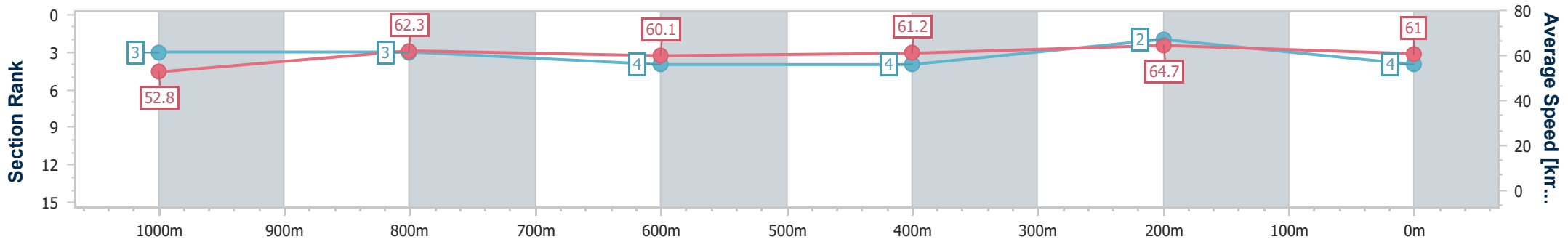
13 November 2024 - 16:14

Track Rating: Soft 5, Weather: Overcast, Rail Position: +8m Entire



BRISBANE RACING CLUB

Section	Overall	1000m	800m	600m	400m	200m
Section Times	1:11.74 [4] (0:13.60)	0:58.14 [3] (0:11.55)	0:46.59 [3] (0:11.96)	0:34.63 [4] (0:11.74)	0:22.89 [4] (0:11.07)	0:11.82 [2] (0:11.82)
Average Speed [km/h]	52.8	62.3	60.1	61.2	64.7	61.0
Top Speed [km/h]	65.4	66.1	61.7	62.4	66.2	63.5
Avg. Dist. to Rail [m]	0.6	0.4	0.3	0.5	1.9	1.7
Avg. Stride Freq. [Hz]	2.3	2.3	2.3	2.3	2.4	2.4
Avg. Stride Length [m]	6.2	7.4	7.4	7.4	7.4	7.1



- [ ] Ranking at each section and finish
- .-.- No data available at this section
- NA No data available



Horse/Jockey Name	Kozani
Final Rank	5
Fastest Section Time (Section)	0:11.22 (400m)
Top Speed [km/h] (Section)	65.3 (Overall)
Race State	Finished



Doomben QLD Professional

Race 5: XXXX GOLD BENCHMARK 65 Handicap - 1200m

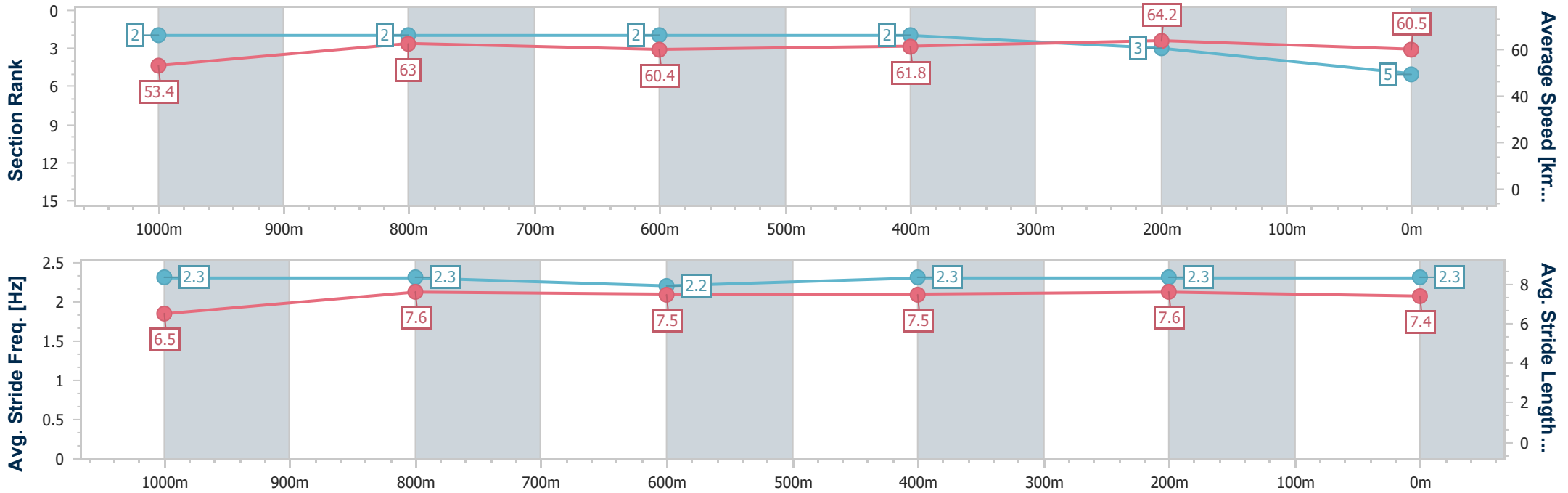
13 November 2024 - 16:14

Track Rating: Soft 5, Weather: Overcast, Rail Position: +8m Entire



BRISBANE RACING CLUB

Section	Overall	1000m	800m	600m	400m	200m
Section Times	1:11.81 [5] (0:13.48)	0:58.33 [2] (0:11.51)	0:46.82 [2] (0:11.99)	0:34.83 [2] (0:11.72)	0:23.11 [2] (0:11.22)	0:11.89 [3] (0:11.89)
Average Speed [km/h]	53.4	63.0	60.4	61.8	64.2	60.5
Top Speed [km/h]	65.3	64.1	62.5	63.4	65.2	63.7
Avg. Dist. to Rail [m]	3.9	1.6	1.4	1.7	0.6	0.6
Avg. Stride Freq. [Hz]	2.3	2.3	2.2	2.3	2.3	2.3
Avg. Stride Length [m]	6.5	7.6	7.5	7.5	7.6	7.4



- [ ] Ranking at each section and finish
- .-.- No data available at this section
- NA No data available



Horse/Jockey Name	Extensive
Final Rank	6
Fastest Section Time (Section)	0:10.95 (400m)
Top Speed [km/h] (Section)	66.8 (400m)
Race State	Finished



Doomben QLD Professional

Race 5: XXXX GOLD BENCHMARK 65 Handicap - 1200m

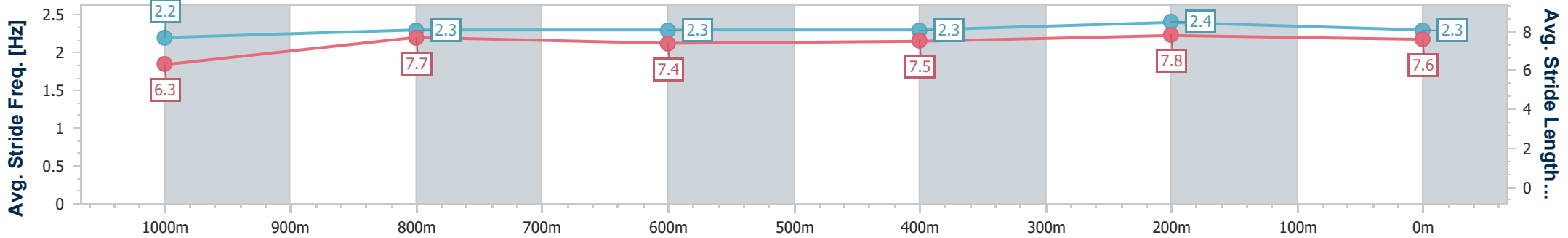
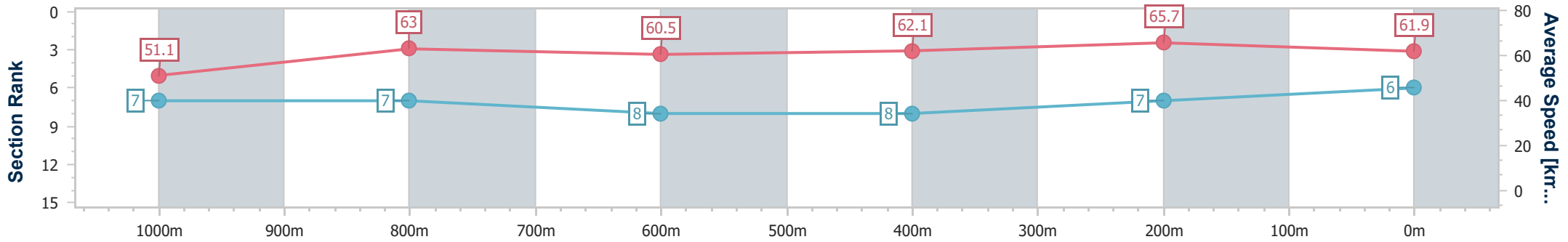
13 November 2024 - 16:14

Track Rating: Soft 5, Weather: Overcast, Rail Position: +8m Entire



BRISBANE RACING CLUB

Section	Overall	1000m	800m	600m	400m	200m
Section Times	1:11.91 [6] (0:14.12)	0:57.79 [7] (0:11.45)	0:46.34 [7] (0:12.07)	0:34.27 [8] (0:11.71)	0:22.56 [8] (0:10.95)	0:11.61 [7] (0:11.61)
Average Speed [km/h]	51.1	63.0	60.5	62.1	65.7	61.9
Top Speed [km/h]	65.0	65.2	62.6	64.1	66.8	65.1
Avg. Dist. to Rail [m]	5.4	0.8	2.8	1.9	1.3	1.7
Avg. Stride Freq. [Hz]	2.2	2.3	2.3	2.3	2.4	2.3
Avg. Stride Length [m]	6.3	7.7	7.4	7.5	7.8	7.6



- [ ] Ranking at each section and finish
- .-.-.- No data available at this section
- NA No data available



Horse/Jockey Name	Fearless Thinking
Final Rank	7
Fastest Section Time (Section)	0:10.97 (400m)
Top Speed [km/h] (Section)	67.3 (1000m)
Race State	Finished



Doomben QLD Professional

Race 5: XXXX GOLD BENCHMARK 65 Handicap - 1200m

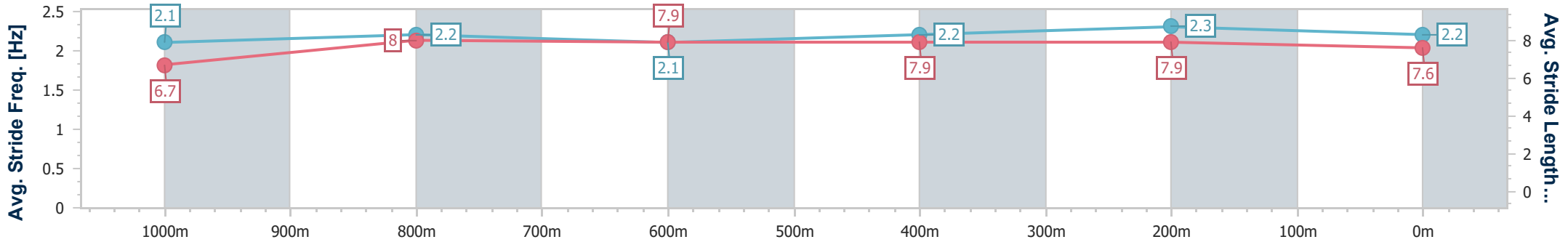
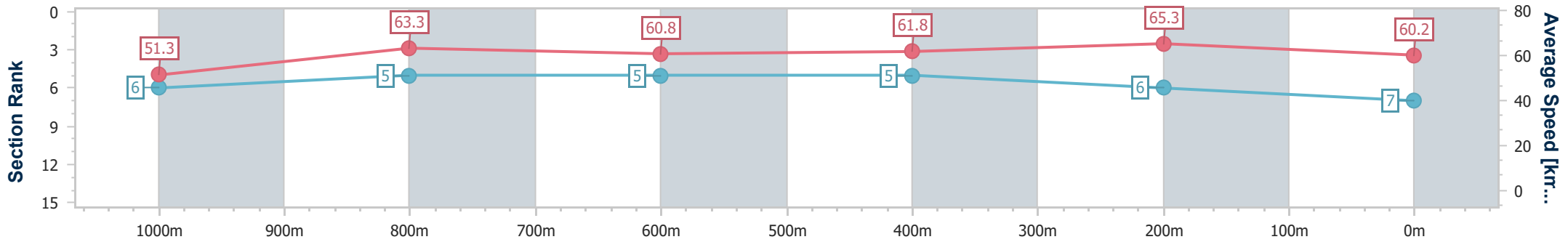
13 November 2024 - 16:14

Track Rating: Soft 5, Weather: Overcast, Rail Position: +8m Entire



BRISBANE RACING CLUB

Section	Overall	1000m	800m	600m	400m	200m
Section Times	1:12.04 [7] (0:14.04)	0:58.00 [6] (0:11.37)	0:46.63 [5] (0:11.91)	0:34.72 [5] (0:11.78)	0:22.94 [5] (0:10.97)	0:11.97 [6] (0:11.97)
Average Speed [km/h]	51.3	63.3	60.8	61.8	65.3	60.2
Top Speed [km/h]	64.3	67.3	62.0	64.5	66.3	63.7
Avg. Dist. to Rail [m]	3.1	0.5	1.2	1.9	1.3	0.5
Avg. Stride Freq. [Hz]	2.1	2.2	2.1	2.2	2.3	2.2
Avg. Stride Length [m]	6.7	8.0	7.9	7.9	7.9	7.6



- [ ] Ranking at each section and finish
- .-.- No data available at this section
- NA No data available





Horse/Jockey Name	About To Explode
Final Rank	8
Fastest Section Time (Section)	0:10.87 (400m)
Top Speed [km/h] (Section)	67.5 (400m)
Race State	Finished



Doomben QLD Professional

Race 5: XXXX GOLD BENCHMARK 65 Handicap - 1200m

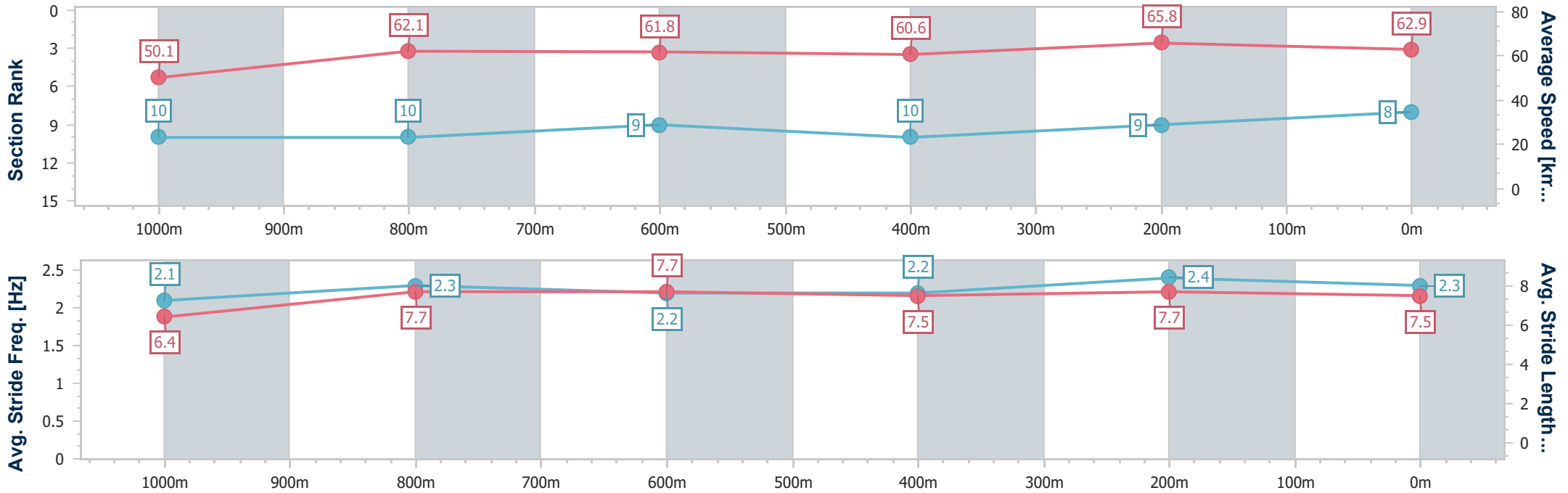
13 November 2024 - 16:14

Track Rating: Soft 5, Weather: Overcast, Rail Position: +8m Entire



BRISBANE RACING CLUB

Section	Overall	1000m	800m	600m	400m	200m
Section Times	1:12.10 [8] (0:14.42)	0:57.68 [10] (0:11.65)	0:46.03 [10] (0:11.77)	0:34.26 [9] (0:11.95)	0:22.31 [10] (0:10.87)	0:11.44 [9] (0:11.44)
Average Speed [km/h]	50.1	62.1	61.8	60.6	65.8	62.9
Top Speed [km/h]	64.4	64.4	63.7	62.2	67.5	66.1
Avg. Dist. to Rail [m]	5.2	2.7	1.9	1.2	1.5	1.9
Avg. Stride Freq. [Hz]	2.1	2.3	2.2	2.2	2.4	2.3
Avg. Stride Length [m]	6.4	7.7	7.7	7.5	7.7	7.5



- [ ] Ranking at each section and finish
- .-.- No data available at this section
- NA No data available



Horse/Jockey Name	Mr Tabasco
Final Rank	9
Fastest Section Time (Section)	0:11.18 (400m)
Top Speed [km/h] (Section)	65.4 (400m)
Race State	Finished



Doomben QLD Professional

Race 5: XXXX GOLD BENCHMARK 65 Handicap - 1200m

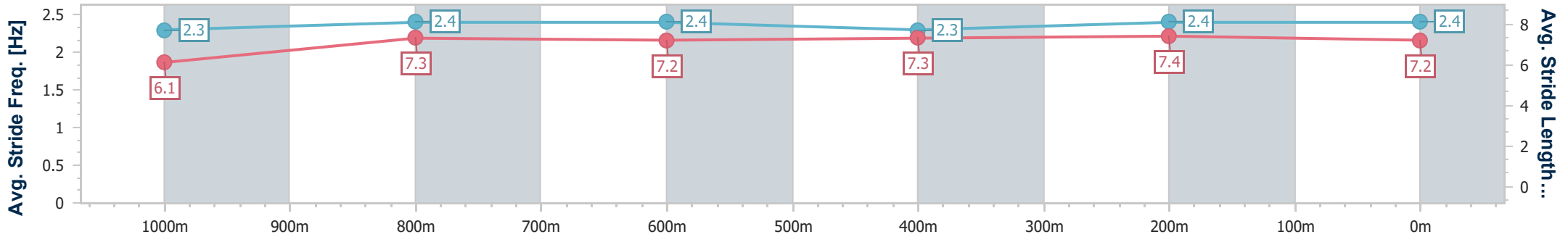
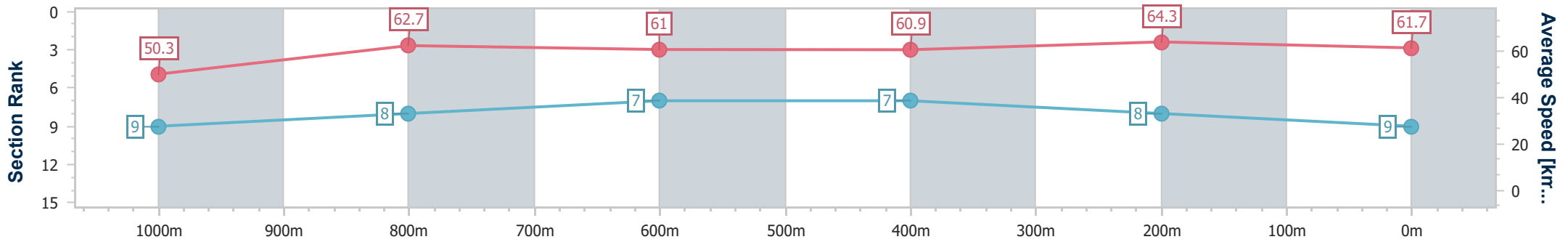
13 November 2024 - 16:14

Track Rating: Soft 5, Weather: Overcast, Rail Position: +8m Entire



BRISBANE RACING CLUB

Section	Overall	1000m	800m	600m	400m	200m
Section Times	1:12.14 [9] (0:14.35)	0:57.79 [9] (0:11.44)	0:46.35 [8] (0:11.75)	0:34.60 [7] (0:11.74)	0:22.86 [7] (0:11.18)	0:11.68 [8]
Average Speed [km/h]	50.3	62.7	61.0	60.9	64.3	61.7
Top Speed [km/h]	63.3	64.7	62.3	62.3	65.4	64.1
Avg. Dist. to Rail [m]	1.3	0.4	0.9	1.4	0.8	0.7
Avg. Stride Freq. [Hz]	2.3	2.4	2.4	2.3	2.4	2.4
Avg. Stride Length [m]	6.1	7.3	7.2	7.3	7.4	7.2



- [ ] Ranking at each section and finish
- .-.- No data available at this section
- NA No data available



Horse/Jockey Name	Zaher
Final Rank	10
Fastest Section Time (Section)	0:10.98 (400m)
Top Speed [km/h] (Section)	66.6 (400m)
Race State	Finished



Doomben QLD Professional

Race 5: XXXX GOLD BENCHMARK 65 Handicap - 1200m

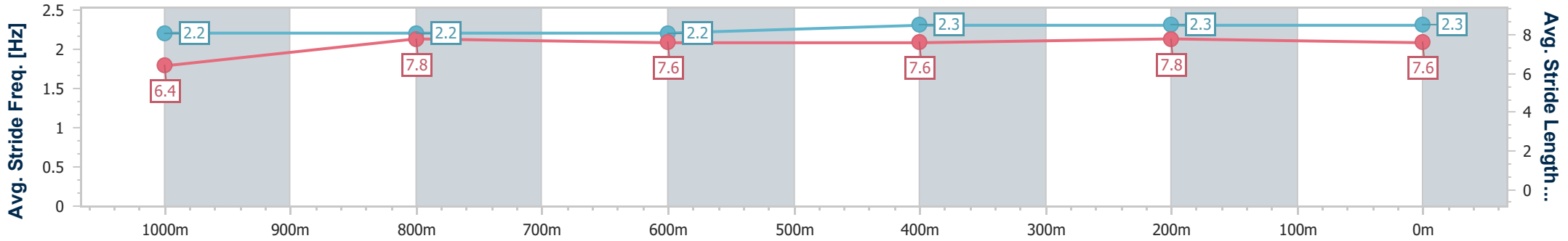
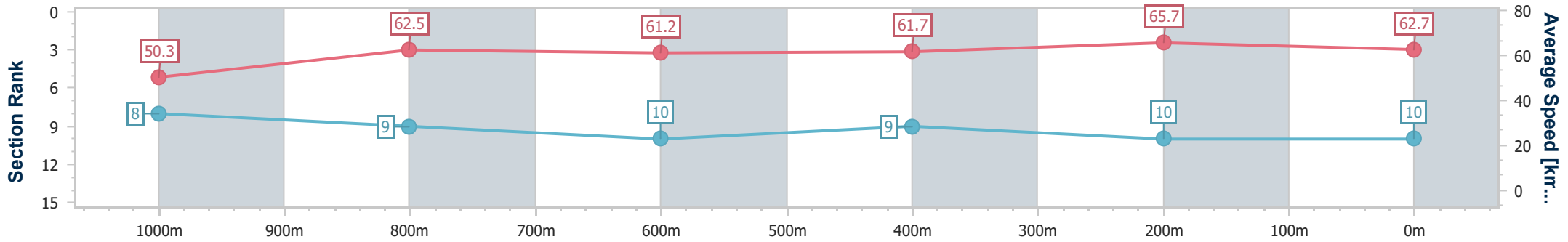
13 November 2024 - 16:14

Track Rating: Soft 5, Weather: Overcast, Rail Position: +8m Entire



BRISBANE RACING CLUB

Section	Overall	1000m	800m	600m	400m	200m
Section Times	1:12.14 [10] (0:14.31)	0:57.83 [8] (0:11.60)	0:46.23 [9] (0:11.94)	0:34.29 [10] (0:11.85)	0:22.44 [9] (0:10.98)	0:11.46 [10] (0:11.46)
Average Speed [km/h]	50.3	62.5	61.2	61.7	65.7	62.7
Top Speed [km/h]	63.9	64.2	62.5	64.0	66.6	65.1
Avg. Dist. to Rail [m]	3.0	1.6	3.2	2.4	1.9	5.0
Avg. Stride Freq. [Hz]	2.2	2.2	2.2	2.3	2.3	2.3
Avg. Stride Length [m]	6.4	7.8	7.6	7.6	7.8	7.6



- [ ] Ranking at each section and finish
- .-.- No data available at this section
- NA No data available