



Mackay QLD Professional

Race 6: BECOME A MEMBER MTC OPEN Handicap - 1560m

14 November 2024 - 15:27



MACKAY TURF CLUB
Ooralea Racecourse

Track Rating: Good 4, Weather: Fine, Rail Position: True

Section		Overall	1400m	1200m	1000m	800m	600m	400m	Last 600m				
Field Times		1:33.38 (0:11.15)	1:22.23 (0:11.43)	1:10.80 (0:11.62)	0:59.18 (0:11.52)	0:47.66 (0:11.58)	0:36.08 (0:11.98)	0:24.10 (0:11.86)	0:36.08				
Rank	TAB Horse/Jockey	Barrier	Top Speed [km/h]	Fastest Section									Distance Travelled [m]
1	5 POET'S DAY Justin Stanley	3	64.3 1400m	0:11.15 Overall	1:33.38 [1] (0:11.15)	1:22.23 [1] (0:11.43)	1:10.80 [1] (0:11.62)	0:59.18 [1] (0:11.52)	0:47.66 [1] (0:11.58)	0:36.08 [1] (0:11.98)	0:24.10 [1] (0:11.86)	0:36.08	
2	4 DOLLAR DOLLAR Raul Silvera Olivera	5	65.1 1000m	0:11.29 Overall	1:33.48 [2] (0:11.29)	1:22.19 [2] (0:11.49)	1:10.70 [2] (0:11.63)	0:59.07 [3] (0:11.52)	0:47.55 [3] (0:11.53)	0:36.02 [3] (0:11.92)	0:24.10 [2] (0:11.88)	0:36.02	+7
3	8 KELLERS SHELTER Adam Sewell	4	64.2 1400m	0:11.44 1000m	1:33.67 [3] (0:11.48)	1:22.19 [5] (0:11.54)	1:10.65 [4] (0:11.68)	0:58.97 [6] (0:11.44)	0:47.53 [5] (0:11.56)	0:35.97 [4] (0:11.84)	0:24.13 [3] (0:11.90)	0:35.97	+2
4	7 DEEL WITH ME Jackson Murphy	2	63.5 1200m	0:11.34 Overall	1:34.08 [4] (0:11.34)	1:22.74 [3] (0:11.59)	1:11.15 [3] (0:11.64)	0:59.51 [4] (0:11.54)	0:47.97 [4] (0:11.63)	0:36.34 [5] (0:12.02)	0:24.32 [5] (0:12.04)	0:36.34	-4
5	2 BONDURANT Sean Cormack	8	65.7 1200m	0:11.35 1200m	1:34.52 [5] (0:11.65)	1:22.87 [6] (0:11.39)	1:11.48 [5] (0:11.35)	1:00.13 [2] (0:11.53)	0:48.60 [2] (0:11.54)	0:37.06 [2] (0:12.11)	0:24.95 [4] (0:12.22)	0:37.06	+8
6	1 BERING SEA Warwick Satherley	6	63.6 1400m	0:11.39 Overall	1:34.52 [6] (0:11.39)	1:23.13 [4] (0:11.69)	1:11.44 [6] (0:11.56)	0:59.88 [5] (0:11.50)	0:48.38 [5] (0:11.65)	0:36.73 [6] (0:12.15)	0:24.58 [6] (0:12.28)	0:36.73	+7
7	6 PRIVATE CHEETAH Nathan Thomas	7	64.3 1000m	0:11.44 1000m	1:34.80 [7] (0:11.66)	1:23.14 [7] (0:11.67)	1:11.47 [7] (0:11.63)	0:59.84 [8] (0:11.44)	0:48.40 [7] (0:11.53)	0:36.87 [7] (0:12.25)	0:24.62 [7] (0:12.03)	0:36.87	+3
8	9 MALVAGIO Pietro Romeo	9	65.6 1400m	0:11.48 1000m	1:36.42 [8] (0:11.78)	1:24.64 [8] (0:11.56)	1:13.08 [8] (0:11.60)	1:01.48 [7] (0:11.48)	0:50.00 [8] (0:11.58)	0:38.42 [8] (0:12.20)	0:26.22 [8] (0:12.62)	0:38.42	+1

Scratched: Such A Whit (#3)

[] Ranking at each section and finish
 -:-:- No data available at this section
 NA No data available

SCN Saddle cloth number
 DNF Did not finish
 DNT Did not track

Mackay QLD Professional

Race 6: BECOME A MEMBER MTC OPEN Handicap - 1560m



MACKAY TURF CLUB
Ooralea Racecourse

14 November 2024 - 15:27

Track Rating: Good 4, Weather: Fine, Rail Position: True

Section				200m				Last 600m	
Field Times				0:12.24				0:36.08	
				(0:12.24)					
Rank	TAB	Horse/Jockey	Barrier	Top Speed [km/h]	Fastest Section	Margin		Distance Travelled [m]	
1	5	POET'S DAY	3	64.3	0:11.15	0:12.24 [1]	1:33.38	0:36.08	
		Justin Stanley		1400m	Overall	(0:12.24)			
2	4	DOLLAR DOLLAR	5	65.1	0:11.29	0:12.22 [2]	0.59L	0:36.02 +7	
		Raul Silvera Olivera		1000m	Overall	(0:12.22)			
3	8	KELLERS SHELTER	4	64.2	0:11.44	0:12.23 [3]	1.69L	0:35.97 +2	
		Adam Sewell		1400m	1000m	(0:12.23)			
4	7	DEEL WITH ME	2	63.5	0:11.34	0:12.28 [5]	4.11L	0:36.34 -4	
		Jackson Murphy		1200m	Overall	(0:12.28)			
5	2	BONDURANT	8	65.7	0:11.35	0:12.73 [4]	6.67L	0:37.06 +8	
		Sean Cormack		1200m	1200m	(0:12.73)			
6	1	BERING SEA	6	63.6	0:11.39	0:12.30 [7]	6.72L	0:36.73 +7	
		Warwick Satherley		1400m	Overall	(0:12.30)			
7	6	PRIVATE CHEETAH	7	64.3	0:11.44	0:12.59 [6]	8.37L	0:36.87 +3	
		Nathan Thomas		1000m	1000m	(0:12.59)			
8	9	MALVAGIO	9	65.6	0:11.48	0:13.60 [8]	17.87L	0:38.42 +1	
		Pietro Romeo		1400m	1000m	(0:13.60)			

Scratched: Such A Whit (#3)



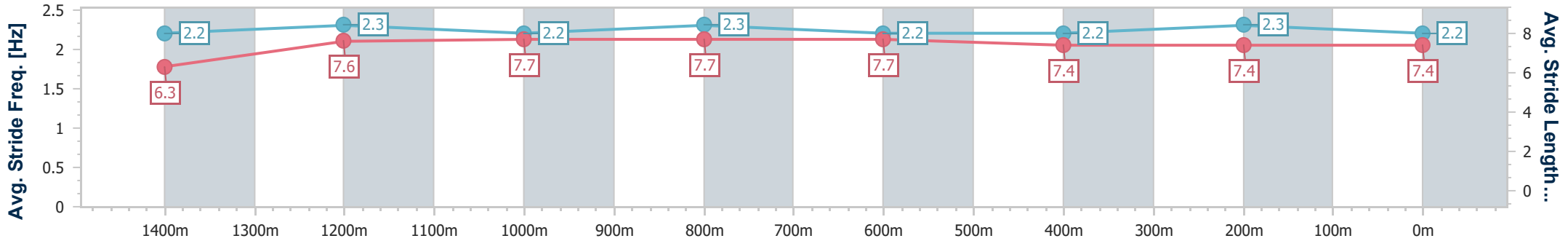
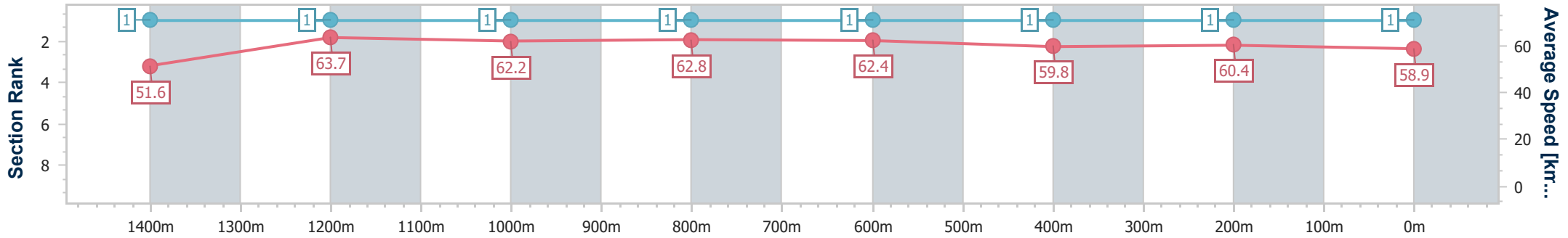
Horse/Jockey Name	Poet's Day
Final Rank	1
Fastest Section Time (Section)	0:11.15 (Overall)
Top Speed [km/h] (Section)	64.3 (1400m)
Race State	Finished



Mackay QLD Professional
 Race 6: BECOME A MEMBER MTC OPEN Handicap - 1560m
 14 November 2024 - 15:27
 Track Rating: Good 4, Weather: Fine, Rail Position: True



Section	Overall	1400m	1200m	1000m	800m	600m	400m	200m
Section Times	1:33.38 [1] (0:11.15)	1:22.23 [1] (0:11.43)	1:10.80 [1] (0:11.62)	0:59.18 [1] (0:11.52)	0:47.66 [1] (0:11.58)	0:36.08 [1] (0:11.98)	0:24.10 [1] (0:11.86)	0:12.24 [1] (0:12.24)
Average Speed [km/h]	51.6	63.7	62.2	62.8	62.4	59.8	60.4	58.9
Top Speed [km/h]	63.6	64.3	62.7	63.7	63.1	61.2	61.5	60.7
Avg. Dist. to Rail [m]	4.7	1.9	2.5	2.0	1.1	1.0	0.8	1.1
Avg. Stride Freq. [Hz]	2.2	2.3	2.2	2.3	2.2	2.2	2.3	2.2
Avg. Stride Length [m]	6.3	7.6	7.7	7.7	7.7	7.4	7.4	7.4



- [] Ranking at each section and finish
- .-.- No data available at this section
- NA No data available



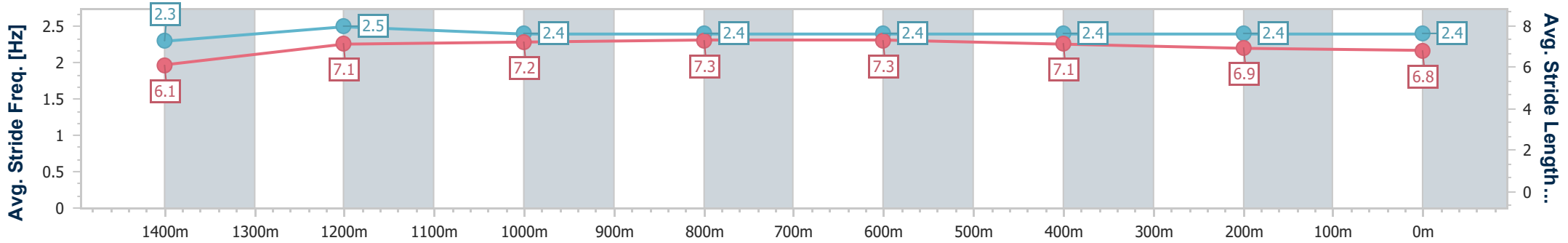
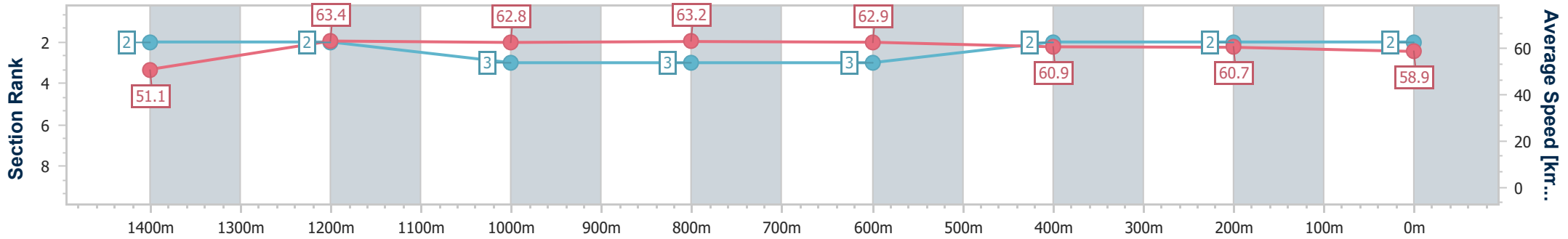
Horse/Jockey Name	Dollar Dollar
Final Rank	2
Fastest Section Time (Section)	0:11.29 (Overall)
Top Speed [km/h] (Section)	65.1 (1000m)
Race State	Finished



Mackay QLD Professional
 Race 6: BECOME A MEMBER MTC OPEN Handicap - 1560m
 14 November 2024 - 15:27
 Track Rating: Good 4, Weather: Fine, Rail Position: True



Section	Overall	1400m	1200m	1000m	800m	600m	400m	200m
Section Times	1:33.48 [2] (0:11.29)	1:22.19 [2] (0:11.49)	1:10.70 [2] (0:11.63)	0:59.07 [3] (0:11.52)	0:47.55 [3] (0:11.53)	0:36.02 [3] (0:11.92)	0:24.10 [2] (0:11.88)	0:12.22 [2] (0:12.22)
Average Speed [km/h]	51.1	63.4	62.8	63.2	62.9	60.9	60.7	58.9
Top Speed [km/h]	62.5	64.3	64.8	65.1	64.2	62.3	61.8	61.6
Avg. Dist. to Rail [m]	7.7	3.3	4.5	4.6	3.0	0.8	2.8	4.1
Avg. Stride Freq. [Hz]	2.3	2.5	2.4	2.4	2.4	2.4	2.4	2.4
Avg. Stride Length [m]	6.1	7.1	7.2	7.3	7.3	7.1	6.9	6.8



- [] Ranking at each section and finish
- .-.-.- No data available at this section
- NA No data available



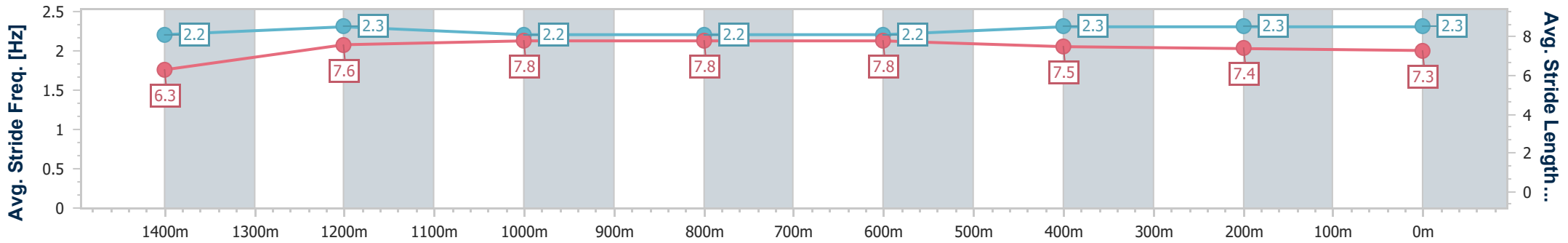
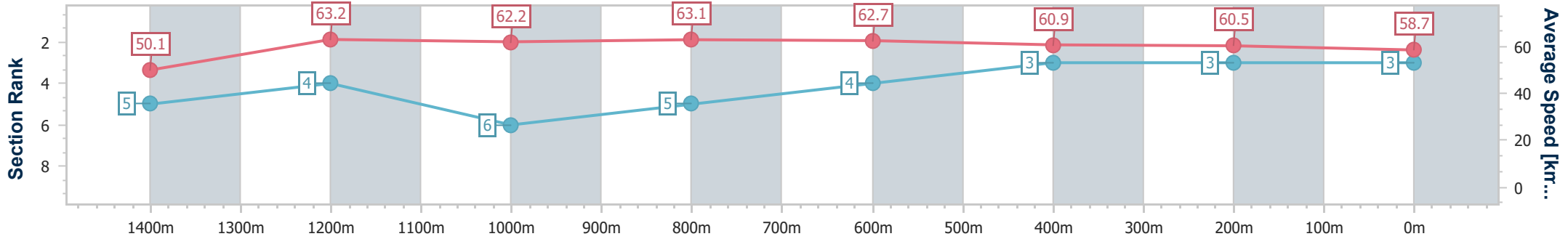
Horse/Jockey Name	Kellers Shelter
Final Rank	3
Fastest Section Time (Section)	0:11.44 (1000m)
Top Speed [km/h] (Section)	64.2 (1400m)
Race State	Finished



Mackay QLD Professional
 Race 6: BECOME A MEMBER MTC OPEN Handicap - 1560m
 14 November 2024 - 15:27
 Track Rating: Good 4, Weather: Fine, Rail Position: True



Section	Overall	1400m	1200m	1000m	800m	600m	400m	200m
Section Times	1:33.67 [3] (0:11.48)	1:22.19 [5] (0:11.54)	1:10.65 [4] (0:11.68)	0:58.97 [6] (0:11.44)	0:47.53 [5] (0:11.56)	0:35.97 [4] (0:11.84)	0:24.13 [3] (0:11.90)	0:12.23 [3] (0:12.23)
Average Speed [km/h]	50.1	63.2	62.2	63.1	62.7	60.9	60.5	58.7
Top Speed [km/h]	63.4	64.2	63.3	63.9	63.5	61.6	61.5	61.6
Avg. Dist. to Rail [m]	5.7	2.5	3.0	2.4	2.0	0.5	0.9	2.1
Avg. Stride Freq. [Hz]	2.2	2.3	2.2	2.2	2.2	2.3	2.3	2.3
Avg. Stride Length [m]	6.3	7.6	7.8	7.8	7.8	7.5	7.4	7.3



- [] Ranking at each section and finish
- .-.- No data available at this section
- NA No data available



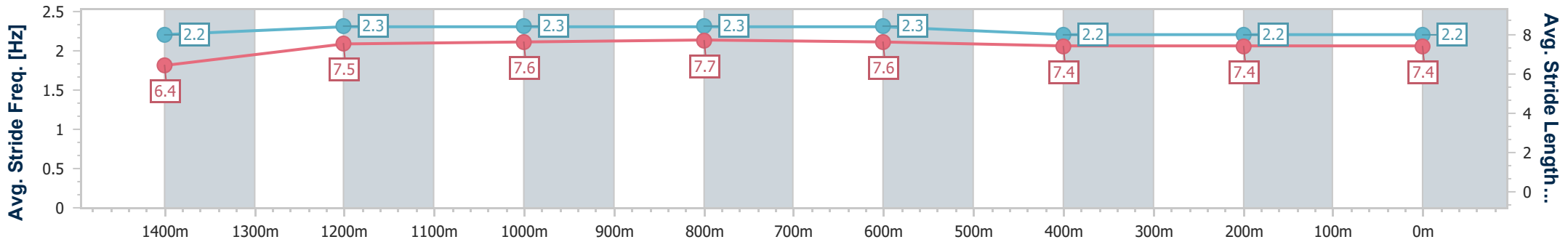
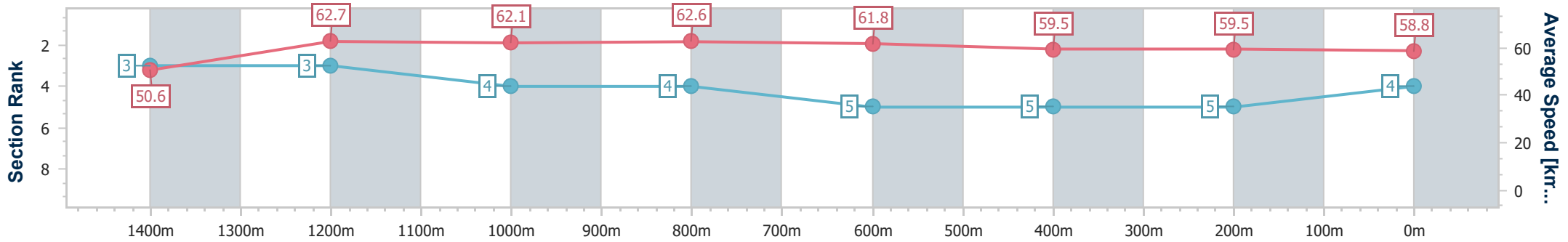
Horse/Jockey Name	Deel With Me
Final Rank	4
Fastest Section Time (Section)	0:11.34 (Overall)
Top Speed [km/h] (Section)	63.5 (1200m)
Race State	Finished



Mackay QLD Professional
 Race 6: BECOME A MEMBER MTC OPEN Handicap - 1560m
 14 November 2024 - 15:27
 Track Rating: Good 4, Weather: Fine, Rail Position: True



Section	Overall	1400m	1200m	1000m	800m	600m	400m	200m
Section Times	1:34.08 [4] (0:11.34)	1:22.74 [3] (0:11.59)	1:11.15 [3] (0:11.64)	0:59.51 [4] (0:11.54)	0:47.97 [4] (0:11.63)	0:36.34 [5] (0:12.02)	0:24.32 [5] (0:12.04)	0:12.28 [5] (0:12.28)
Average Speed [km/h]	50.6	62.7	62.1	62.6	61.8	59.5	59.5	58.8
Top Speed [km/h]	62.4	63.4	63.5	63.0	62.9	60.5	60.9	61.1
Avg. Dist. to Rail [m]	3.5	1.6	1.7	1.0	0.7	0.9	1.3	2.2
Avg. Stride Freq. [Hz]	2.2	2.3	2.3	2.3	2.3	2.2	2.2	2.2
Avg. Stride Length [m]	6.4	7.5	7.6	7.7	7.6	7.4	7.4	7.4



- [] Ranking at each section and finish
- .-.- No data available at this section
- NA No data available



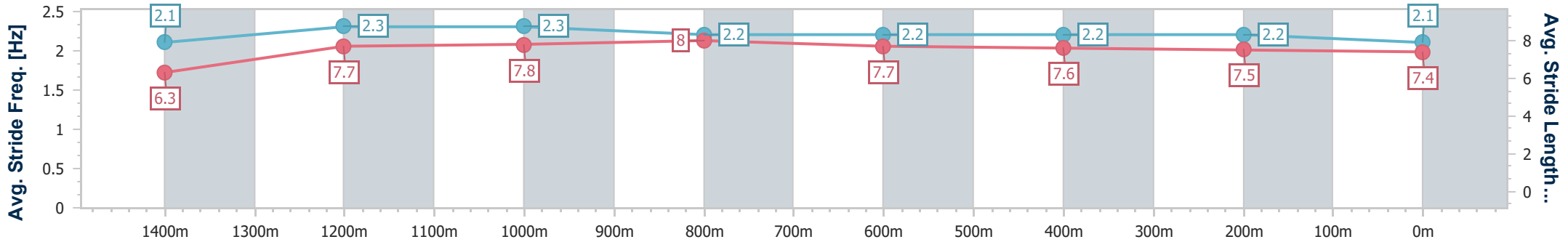
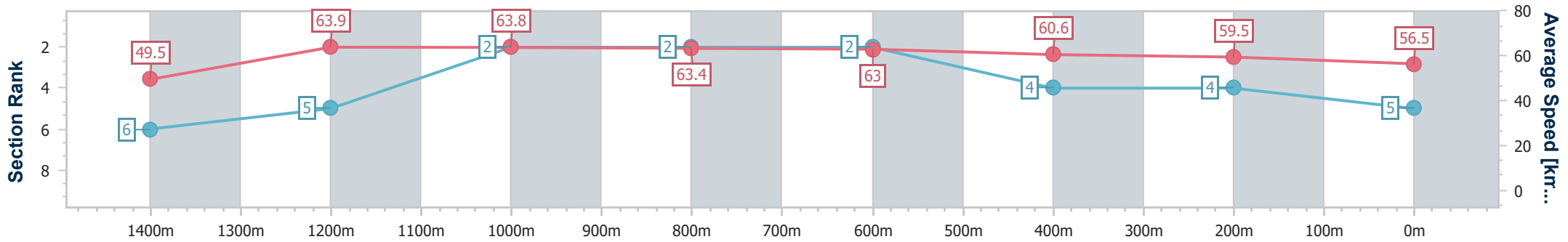
Horse/Jockey Name	Bondurant
Final Rank	5
Fastest Section Time (Section)	0:11.35 (1200m)
Top Speed [km/h] (Section)	65.7 (1200m)
Race State	Finished



Mackay QLD Professional
 Race 6: BECOME A MEMBER MTC OPEN Handicap - 1560m
 14 November 2024 - 15:27
 Track Rating: Good 4, Weather: Fine, Rail Position: True



Section	Overall	1400m	1200m	1000m	800m	600m	400m	200m
Section Times	1:34.52 [5] (0:11.65)	1:22.87 [6] (0:11.39)	1:11.48 [5] (0:11.35)	1:00.13 [2] (0:11.53)	0:48.60 [2] (0:11.54)	0:37.06 [2] (0:12.11)	0:24.95 [4] (0:12.22)	0:12.73 [4] (0:12.73)
Average Speed [km/h]	49.5	63.9	63.8	63.4	63.0	60.6	59.5	56.5
Top Speed [km/h]	63.1	65.7	65.7	64.4	65.0	61.7	59.7	59.1
Avg. Dist. to Rail [m]	7.6	2.5	4.3	4.2	3.5	2.6	3.8	4.4
Avg. Stride Freq. [Hz]	2.1	2.3	2.3	2.2	2.2	2.2	2.2	2.1
Avg. Stride Length [m]	6.3	7.7	7.8	8.0	7.7	7.6	7.5	7.4



- [] Ranking at each section and finish
- .-.- No data available at this section
- NA No data available



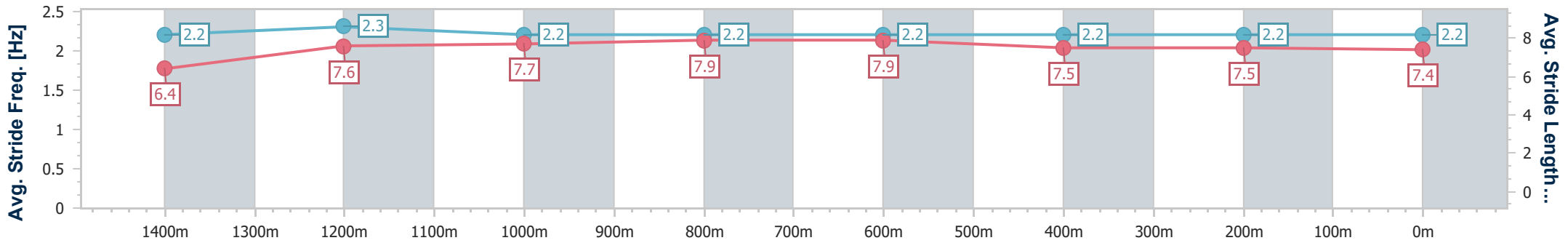
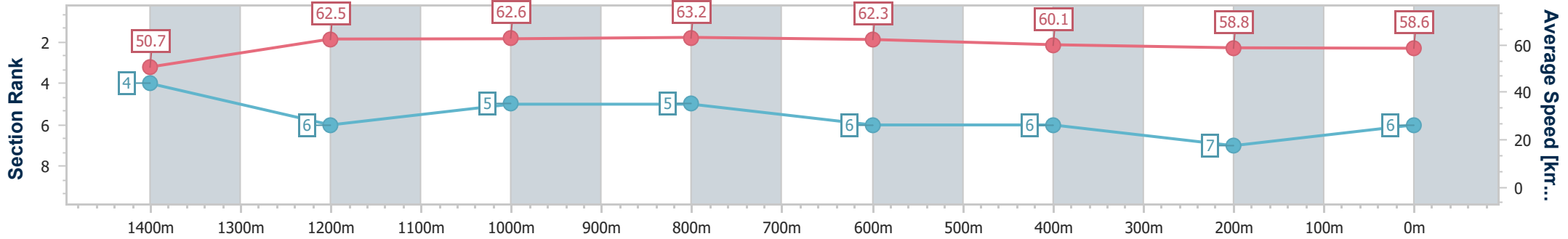
Horse/Jockey Name	Bering Sea
Final Rank	6
Fastest Section Time (Section)	0:11.39 (Overall)
Top Speed [km/h] (Section)	63.6 (1400m)
Race State	Finished



Mackay QLD Professional
 Race 6: BECOME A MEMBER MTC OPEN Handicap - 1560m
 14 November 2024 - 15:27
 Track Rating: Good 4, Weather: Fine, Rail Position: True



Section	Overall	1400m	1200m	1000m	800m	600m	400m	200m
Section Times	1:34.52 [6] (0:11.39)	1:23.13 [4] (0:11.69)	1:11.44 [6] (0:11.56)	0:59.88 [5] (0:11.50)	0:48.38 [5] (0:11.65)	0:36.73 [6] (0:12.15)	0:24.58 [6] (0:12.28)	0:12.30 [7] (0:12.30)
Average Speed [km/h]	50.7	62.5	62.6	63.2	62.3	60.1	58.8	58.6
Top Speed [km/h]	62.2	63.6	63.4	63.4	63.2	61.0	59.5	60.2
Avg. Dist. to Rail [m]	8.8	3.6	2.8	2.5	2.6	1.8	2.9	2.5
Avg. Stride Freq. [Hz]	2.2	2.3	2.2	2.2	2.2	2.2	2.2	2.2
Avg. Stride Length [m]	6.4	7.6	7.7	7.9	7.9	7.5	7.5	7.4



- [] Ranking at each section and finish
- .-.- No data available at this section
- NA No data available



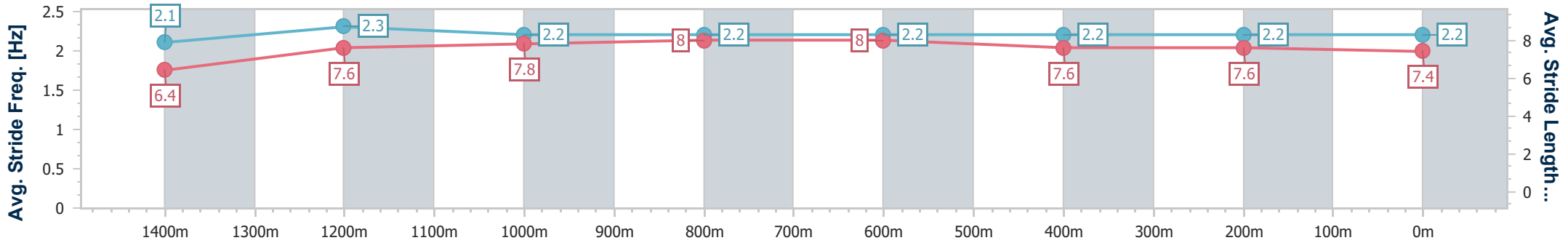
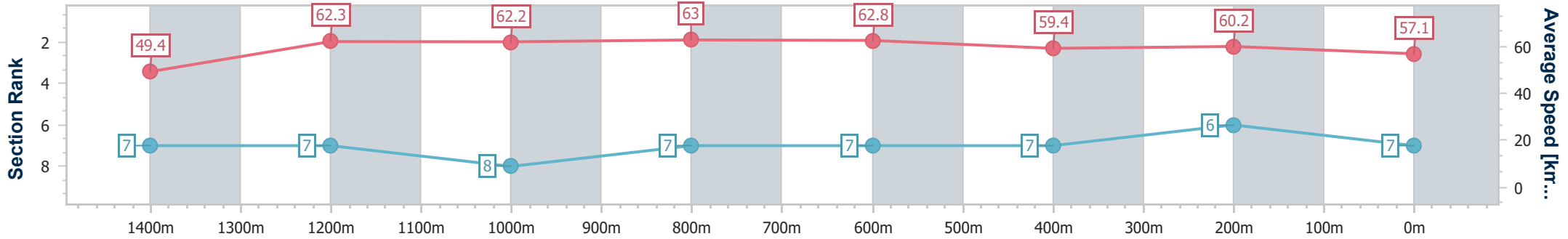
Horse/Jockey Name	Private Cheetah
Final Rank	7
Fastest Section Time (Section)	0:11.44 (1000m)
Top Speed [km/h] (Section)	64.3 (1000m)
Race State	Finished



Mackay QLD Professional
 Race 6: BECOME A MEMBER MTC OPEN Handicap - 1560m
 14 November 2024 - 15:27
 Track Rating: Good 4, Weather: Fine, Rail Position: True



Section	Overall	1400m	1200m	1000m	800m	600m	400m	200m
Section Times	1:34.80 [7] (0:11.66)	1:23.14 [7] (0:11.67)	1:11.47 [7] (0:11.63)	0:59.84 [8] (0:11.44)	0:48.40 [7] (0:11.53)	0:36.87 [7] (0:12.25)	0:24.62 [7] (0:12.03)	0:12.59 [6] (0:12.59)
Average Speed [km/h]	49.4	62.3	62.2	63.0	62.8	59.4	60.2	57.1
Top Speed [km/h]	60.9	64.0	63.3	64.3	64.2	61.2	61.4	60.7
Avg. Dist. to Rail [m]	9.6	2.5	1.1	1.0	1.1	1.4	4.5	5.5
Avg. Stride Freq. [Hz]	2.1	2.3	2.2	2.2	2.2	2.2	2.2	2.2
Avg. Stride Length [m]	6.4	7.6	7.8	8.0	8.0	7.6	7.6	7.4



- [] Ranking at each section and finish
- .-.-.- No data available at this section
- NA No data available



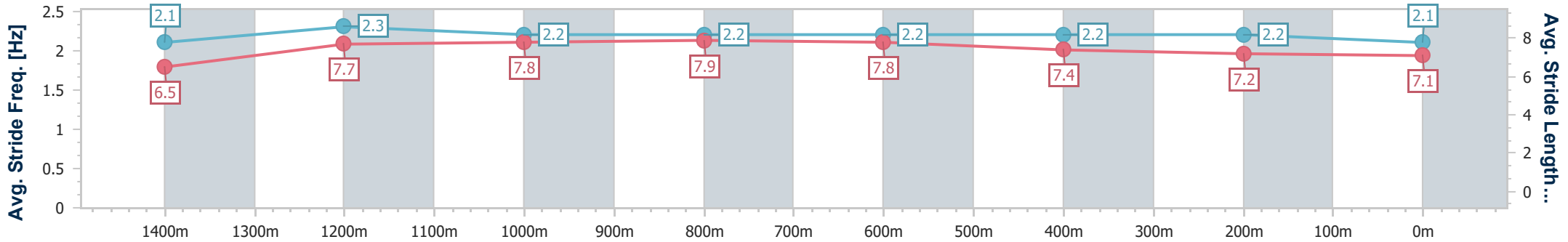
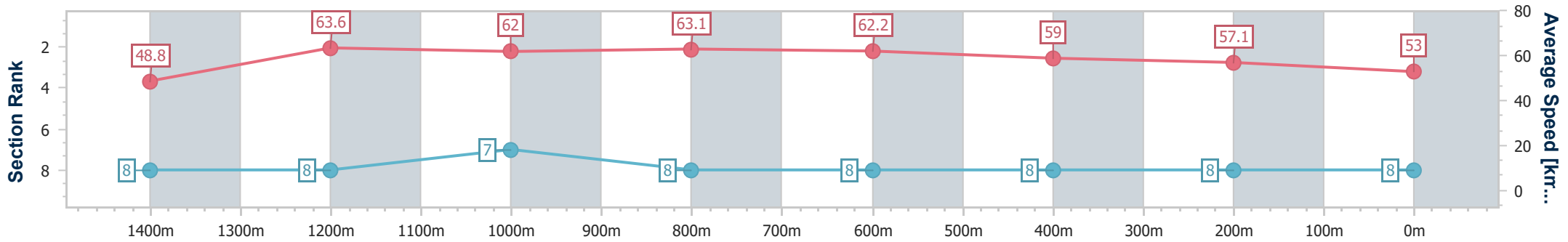
Horse/Jockey Name	Malvagio
Final Rank	8
Fastest Section Time (Section)	0:11.48 (1000m)
Top Speed [km/h] (Section)	65.6 (1400m)
Race State	Finished



Mackay QLD Professional
 Race 6: BECOME A MEMBER MTC OPEN Handicap - 1560m
 14 November 2024 - 15:27
 Track Rating: Good 4, Weather: Fine, Rail Position: True



Section	Overall	1400m	1200m	1000m	800m	600m	400m	200m
Section Times	1:36.42 [8] (0:11.78)	1:24.64 [8] (0:11.56)	1:13.08 [8] (0:11.60)	1:01.48 [7] (0:11.48)	0:50.00 [8] (0:11.58)	0:38.42 [8] (0:12.20)	0:26.22 [8] (0:12.62)	0:13.60 [8] (0:13.60)
Average Speed [km/h]	48.8	63.6	62.0	63.1	62.2	59.0	57.1	53.0
Top Speed [km/h]	62.2	65.6	65.2	64.0	63.8	61.6	57.8	56.1
Avg. Dist. to Rail [m]	10.8	3.6	1.6	1.0	0.6	0.3	1.1	1.6
Avg. Stride Freq. [Hz]	2.1	2.3	2.2	2.2	2.2	2.2	2.2	2.1
Avg. Stride Length [m]	6.5	7.7	7.8	7.9	7.8	7.4	7.2	7.1



- [] Ranking at each section and finish
- .-.- No data available at this section
- NA No data available