



Mackay QLD Professional

Race 7: MOYLE CONSTRUCTIONS Class 1 Plate - 1560m

14 November 2024 - 16:05



MACKAY TURF CLUB
Ooralea Racecourse

Track Rating: Good 4, Weather: Fine, Rail Position: True

| Section | | Overall | 1400m | 1200m | 1000m | 800m | 600m | 400m | Last 600m | | | | |
|-------------|--|----------------------|----------------------|----------------------|---------------------------|---------------------------|---------------------------|---------------------------|---------------------------|---------------------------|---------------------------|---------|------------------------|
| Field Times | | 1:33.90 (0:11.31) | 1:22.59 (0:11.48) | 1:11.11 (0:11.52) | 0:59.59 (0:11.43) | 0:48.16 (0:11.24) | 0:36.92 (0:11.72) | 0:25.20 (0:12.23) | 0:36.92 | | | | |
| Rank | TAB Horse/Jockey | Barrier | Top Speed [km/h] | Fastest Section | | | | | | | | | Distance Travelled [m] |
| 1 | 3 GENERAL HIPPO Leah Martyn | 2 | 64.8 800m | 0:11.31 800m | 1:33.90 [1] (0:11.55) | 1:22.35 [2] (0:11.56) | 1:10.79 [3] (0:11.43) | 0:59.36 [3] (0:11.47) | 0:47.89 [3] (0:11.31) | 0:36.58 [3] (0:11.55) | 0:25.03 [3] (0:12.06) | 0:36.58 | |
| 2 | 2 BO BO BEWARE Ashley Butler | 10 | 66.6 1400m | 0:11.20 800m | 1:34.13 [2] (0:11.57) | 1:22.56 [3] (0:11.35) | 1:11.21 [2] (0:11.46) | 0:59.75 [2] (0:11.40) | 0:48.35 [2] (0:11.20) | 0:37.15 [1] (0:11.72) | 0:25.43 [1] (0:12.36) | 0:37.15 | +3 |
| 3 | 4 RELEASE LE MISSILE Sean Cormack | 6 | 64.1 1200m | 0:11.42 800m | 1:34.31 [3] (0:12.09) | 1:22.22 [8] (0:11.88) | 1:10.34 [8] (0:11.46) | 0:58.88 [8] (0:11.56) | 0:47.32 [7] (0:11.42) | 0:35.90 [8] (0:11.56) | 0:24.34 [6] (0:11.74) | 0:35.90 | +6 |
| 4 | 5 CASA FAGLIANO Warwick Satherley | 8 | 64.0 800m | 0:11.41 800m | 1:34.38 [4] (0:11.66) | 1:22.72 [4] (0:11.73) | 1:10.99 [4] (0:11.52) | 0:59.47 [4] (0:11.62) | 0:47.85 [5] (0:11.41) | 0:36.44 [5] (0:11.71) | 0:24.73 [5] (0:11.98) | 0:36.44 | +1 |
| 5 | 7 PRIDE AN' JOY Michael Murphy | 1 | 64.9 800m | 0:11.22 800m | 1:34.40 [5] (0:11.81) | 1:22.59 [6] (0:11.82) | 1:10.77 [5] (0:11.45) | 0:59.32 [5] (0:11.41) | 0:47.91 [4] (0:11.22) | 0:36.69 [4] (0:11.67) | 0:25.02 [4] (0:12.14) | 0:36.69 | -2 |
| 6 | 9 KINGS CASTLE Raul Silvera Olivera | 3 | 64.2 1200m | 0:11.45 800m | 1:34.77 [6] (0:12.48) | 1:22.29 [9] (0:11.76) | 1:10.53 [10] (0:11.50) | 0:59.03 [9] (0:11.61) | 0:47.42 [10] (0:11.45) | 0:35.97 [10] (0:11.64) | 0:24.33 [9] (0:11.89) | 0:35.97 | -1 |
| 7 | 6 NAHEIGHTKAY Gabrielle Semmens | 7 | 64.6 800m | 0:11.37 800m | 1:35.05 [7] (0:11.81) | 1:23.24 [7] (0:11.94) | 1:11.30 [7] (0:11.55) | 0:59.75 [7] (0:11.70) | 0:48.05 [8] (0:11.37) | 0:36.68 [7] (0:11.66) | 0:25.02 [7] (0:12.13) | 0:36.68 | -1 |
| 8 | 8 HADMYTIME Ryan Wiggins | 9 | 66.4 1400m | 0:11.29 800m | 1:35.09 [8] (0:11.31) | 1:23.78 [1] (0:11.48) | 1:12.30 [1] (0:11.52) | 1:00.78 [1] (0:11.43) | 0:49.35 [1] (0:11.29) | 0:38.06 [2] (0:11.80) | 0:26.26 [2] (0:12.46) | 0:38.06 | -5 |
| 9 | 10 MADNUS LEE Justin Stanley | 4 | 65.7 1400m | 0:11.46 800m | 1:35.97 [9] (0:12.49) | 1:23.48 [10] (0:11.73) | 1:11.75 [9] (0:11.53) | 1:00.22 [10] (0:11.57) | 0:48.65 [9] (0:11.46) | 0:37.19 [9] (0:11.83) | 0:25.36 [10] (0:12.37) | 0:37.19 | +3 |
| 10 | 1 ALREADY BETTER Adam Sewell | 5 | 64.9 800m | 0:11.31 800m | 1:37.28 [10] (0:11.75) | 1:25.53 [5] (0:11.98) | 1:13.55 [6] (0:11.51) | 1:02.04 [6] (0:11.66) | 0:50.38 [6] (0:11.31) | 0:39.07 [6] (0:11.85) | 0:27.22 [8] (0:12.68) | 0:39.07 | -5 |

[] Ranking at each section and finish
 -:-:- No data available at this section
 NA No data available

SCN Saddle cloth number
 DNF Did not finish
 DNT Did not track



Mackay QLD Professional

Race 7: MOYLE CONSTRUCTIONS Class 1 Plate - 1560m

14 November 2024 - 16:05



MACKAY TURF CLUB
Ooralea Racecourse

Track Rating: Good 4, Weather: Fine, Rail Position: True

| Section | | | | 200m | | | | Last 600m | |
|-------------|-----|---|---------|------------------|-----------------|---------------------------|---------|-----------|------------------------|
| Field Times | | | | 0:12.97 | | | | 0:36.92 | |
| | | | | (0:12.97) | | | | | |
| Rank | TAB | Horse/Jockey | Barrier | Top Speed [km/h] | Fastest Section | Margin | | | Distance Travelled [m] |
| 1 | 3 | GENERAL HIPPO Leah Martyn | 2 | 64.8 800m | 0:11.31 800m | 0:12.97 [1] (0:12.97) | 1:33.90 | | 0:36.58 |
| 2 | 2 | BO BO BEWARE Ashley Butler | 10 | 66.6 1400m | 0:11.20 800m | 0:13.07 [2] (0:13.07) | 1.32L | | 0:37.15 +3 |
| 3 | 4 | RELEASE LE MISSILE Sean Cormack | 6 | 64.1 1200m | 0:11.42 800m | 0:12.60 [6] (0:12.60) | 2.38L | | 0:35.90 +6 |
| 4 | 5 | CASA FAGLIANO Warwick Satherley | 8 | 64.0 800m | 0:11.41 800m | 0:12.75 [5] (0:12.75) | 2.81L | | 0:36.44 +1 |
| 5 | 7 | PRIDE AN' JOY Michael Murphy | 1 | 64.9 800m | 0:11.22 800m | 0:12.88 [4] (0:12.88) | 2.93L | | 0:36.69 -2 |
| 6 | 9 | KINGS CASTLE Raul Silvera Olivera | 3 | 64.2 1200m | 0:11.45 800m | 0:12.44 [8] (0:12.44) | 5.1L | | 0:35.97 -1 |
| 7 | 6 | NAHEIGHTKAY Gabrielle Semmens | 7 | 64.6 800m | 0:11.37 800m | 0:12.89 [7] (0:12.89) | 6.77L | | 0:36.68 -1 |
| 8 | 8 | HADMYTIME Ryan Wiggins | 9 | 66.4 1400m | 0:11.29 800m | 0:13.80 [3] (0:13.80) | 6.98L | | 0:38.06 -5 |
| 9 | 10 | MADNUS LEE Justin Stanley | 4 | 65.7 1400m | 0:11.46 800m | 0:12.99 [10] (0:12.99) | 12.19L | | 0:37.19 +3 |
| 10 | 1 | ALREADY BETTER Adam Sewell | 5 | 64.9 800m | 0:11.31 800m | 0:14.54 [9] (0:14.54) | 19.86L | | 0:39.07 -5 |

[] Ranking at each section and finish
 -:-:- No data available at this section
 NA No data available

SCN Saddle cloth number
 DNF Did not finish
 DNT Did not track



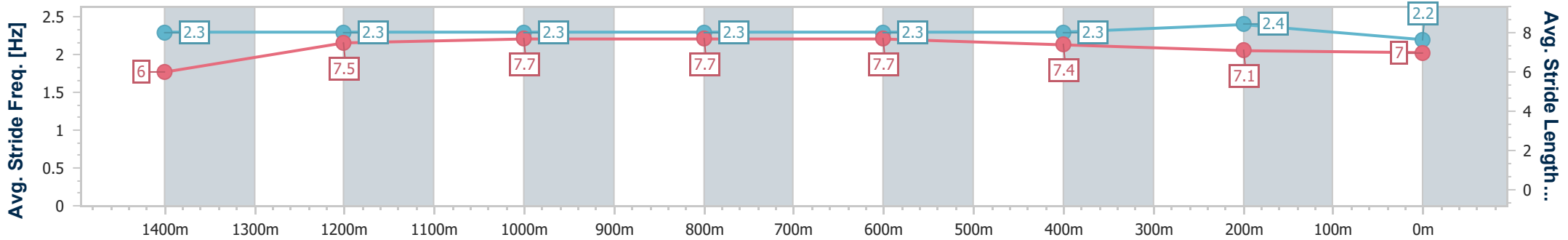
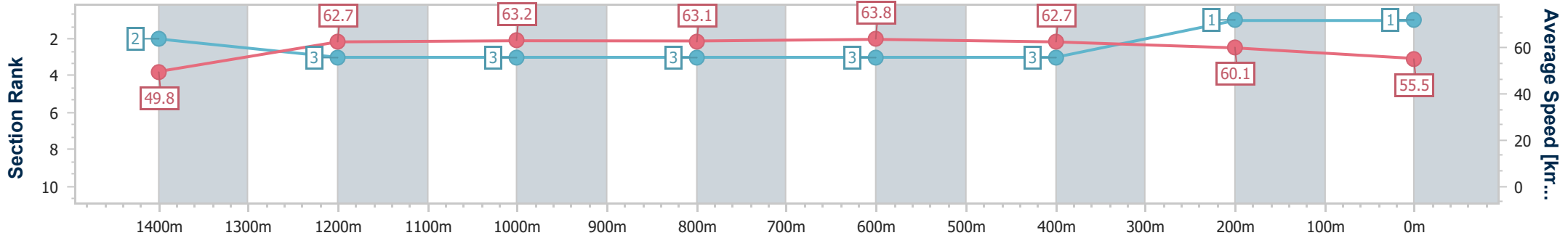
| | |
|--------------------------------|----------------|
| Horse/Jockey Name | General Hippo |
| Final Rank | 1 |
| Fastest Section Time (Section) | 0:11.31 (800m) |
| Top Speed [km/h] (Section) | 64.8 (800m) |
| Race State | Finished |



Mackay QLD Professional
 Race 7: MOYLE CONSTRUCTIONS Class 1 Plate - 1560m
 14 November 2024 - 16:05
 Track Rating: Good 4, Weather: Fine, Rail Position: True



| Section | Overall | 1400m | 1200m | 1000m | 800m | 600m | 400m | 200m |
|------------------------|--------------------------|--------------------------|--------------------------|--------------------------|--------------------------|--------------------------|--------------------------|--------------------------|
| Section Times | 1:33.90 [1] (0:11.55) | 1:22.35 [2] (0:11.56) | 1:10.79 [3] (0:11.43) | 0:59.36 [3] (0:11.47) | 0:47.89 [3] (0:11.31) | 0:36.58 [3] (0:11.55) | 0:25.03 [3] (0:12.06) | 0:12.97 [1] (0:12.97) |
| Average Speed [km/h] | 49.8 | 62.7 | 63.2 | 63.1 | 63.8 | 62.7 | 60.1 | 55.5 |
| Top Speed [km/h] | 63.3 | 63.5 | 64.3 | 63.6 | 64.8 | 64.0 | 61.3 | 58.7 |
| Avg. Dist. to Rail [m] | 5.4 | 1.4 | 1.0 | 0.9 | 1.0 | 0.9 | 5.9 | 7.7 |
| Avg. Stride Freq. [Hz] | 2.3 | 2.3 | 2.3 | 2.3 | 2.3 | 2.3 | 2.4 | 2.2 |
| Avg. Stride Length [m] | 6.0 | 7.5 | 7.7 | 7.7 | 7.7 | 7.4 | 7.1 | 7.0 |



- [] Ranking at each section and finish
- .-.- No data available at this section
- NA No data available



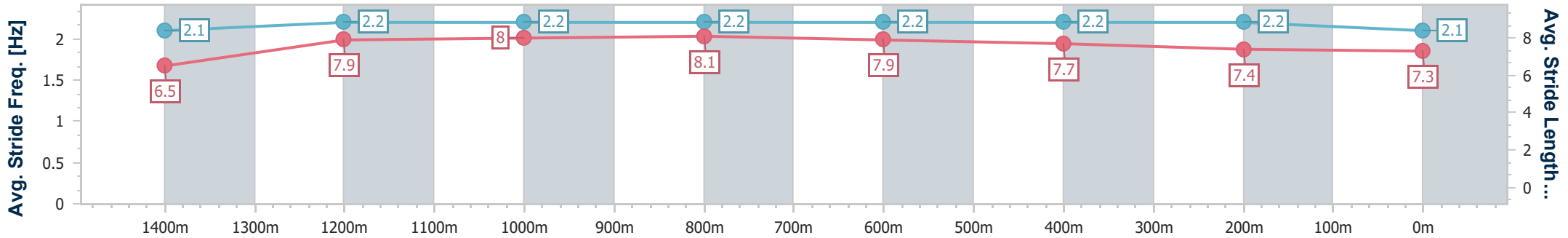
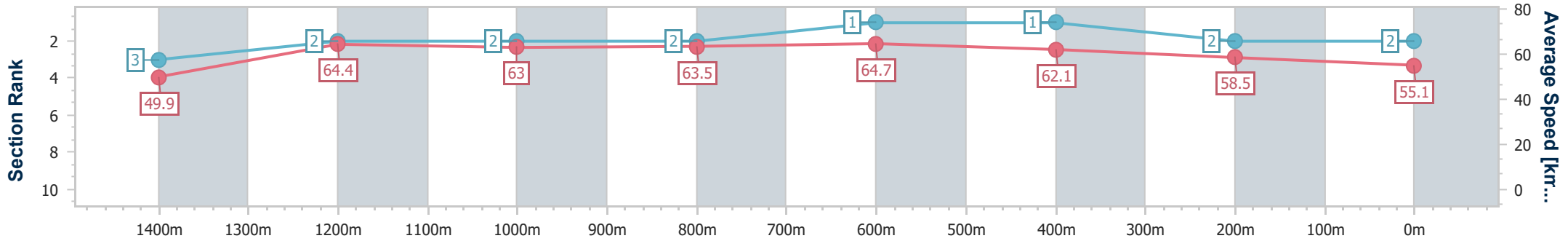
| | |
|--------------------------------|----------------|
| Horse/Jockey Name | Bo Bo Beware |
| Final Rank | 2 |
| Fastest Section Time (Section) | 0:11.20 (800m) |
| Top Speed [km/h] (Section) | 66.6 (1400m) |
| Race State | Finished |



Mackay QLD Professional
 Race 7: MOYLE CONSTRUCTIONS Class 1 Plate - 1560m
 14 November 2024 - 16:05
 Track Rating: Good 4, Weather: Fine, Rail Position: True



| Section | Overall | 1400m | 1200m | 1000m | 800m | 600m | 400m | 200m |
|------------------------|--------------------------|--------------------------|--------------------------|--------------------------|--------------------------|--------------------------|--------------------------|--------------------------|
| Section Times | 1:34.13 [2] (0:11.57) | 1:22.56 [3] (0:11.35) | 1:11.21 [2] (0:11.46) | 0:59.75 [2] (0:11.40) | 0:48.35 [2] (0:11.20) | 0:37.15 [1] (0:11.72) | 0:25.43 [1] (0:12.36) | 0:13.07 [2] (0:13.07) |
| Average Speed [km/h] | 49.9 | 64.4 | 63.0 | 63.5 | 64.7 | 62.1 | 58.5 | 55.1 |
| Top Speed [km/h] | 65.0 | 66.6 | 63.3 | 64.2 | 65.9 | 63.7 | 60.7 | 58.0 |
| Avg. Dist. to Rail [m] | 11.7 | 3.2 | 2.4 | 2.1 | 1.9 | 1.7 | 3.1 | 4.8 |
| Avg. Stride Freq. [Hz] | 2.1 | 2.2 | 2.2 | 2.2 | 2.2 | 2.2 | 2.2 | 2.1 |
| Avg. Stride Length [m] | 6.5 | 7.9 | 8.0 | 8.1 | 7.9 | 7.7 | 7.4 | 7.3 |



- [] Ranking at each section and finish
- .-.- No data available at this section
- NA No data available



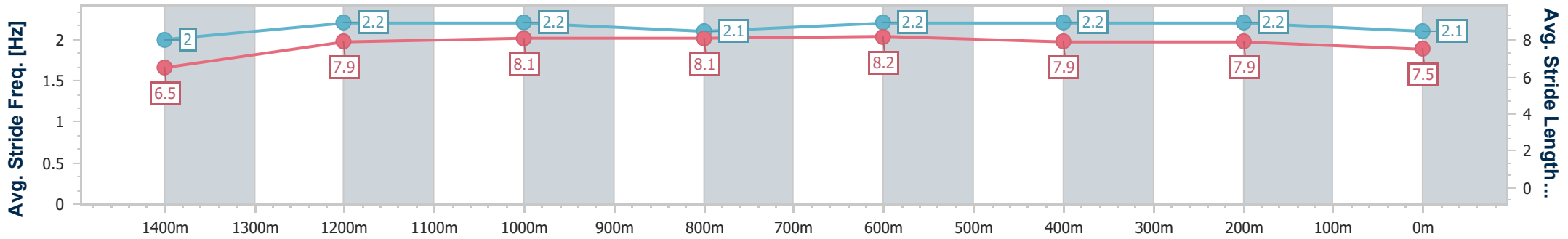
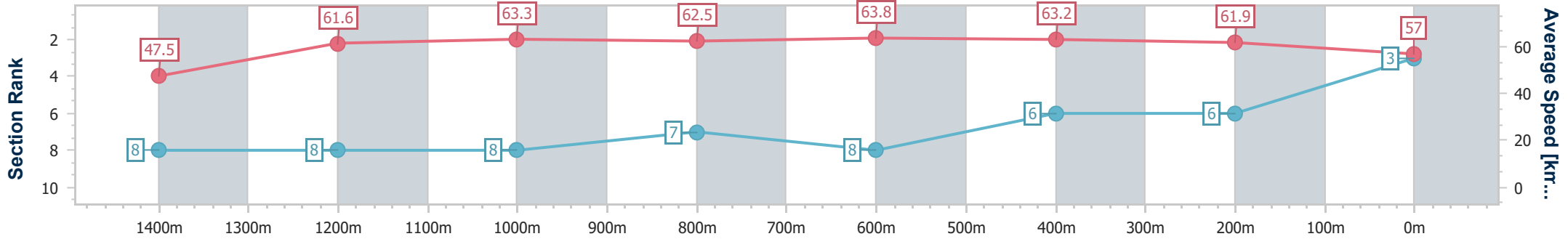
| | |
|--------------------------------|--------------------|
| Horse/Jockey Name | Release Le Missile |
| Final Rank | 3 |
| Fastest Section Time (Section) | 0:11.42 (800m) |
| Top Speed [km/h] (Section) | 64.1 (1200m) |
| Race State | Finished |



Mackay QLD Professional
 Race 7: MOYLE CONSTRUCTIONS Class 1 Plate - 1560m
 14 November 2024 - 16:05
 Track Rating: Good 4, Weather: Fine, Rail Position: True



| Section | Overall | 1400m | 1200m | 1000m | 800m | 600m | 400m | 200m |
|------------------------|--------------------------|--------------------------|--------------------------|--------------------------|--------------------------|--------------------------|--------------------------|--------------------------|
| Section Times | 1:34.31 [3] (0:12.09) | 1:22.22 [8] (0:11.88) | 1:10.34 [8] (0:11.46) | 0:58.88 [8] (0:11.56) | 0:47.32 [7] (0:11.42) | 0:35.90 [8] (0:11.56) | 0:24.34 [6] (0:11.74) | 0:12.60 [6] (0:12.60) |
| Average Speed [km/h] | 47.5 | 61.6 | 63.3 | 62.5 | 63.8 | 63.2 | 61.9 | 57.0 |
| Top Speed [km/h] | 61.2 | 62.3 | 64.1 | 63.9 | 64.1 | 64.1 | 62.6 | 60.8 |
| Avg. Dist. to Rail [m] | 7.2 | 3.0 | 2.6 | 2.2 | 2.3 | 2.5 | 5.5 | 8.6 |
| Avg. Stride Freq. [Hz] | 2.0 | 2.2 | 2.2 | 2.1 | 2.2 | 2.2 | 2.2 | 2.1 |
| Avg. Stride Length [m] | 6.5 | 7.9 | 8.1 | 8.1 | 8.2 | 7.9 | 7.9 | 7.5 |



- [] Ranking at each section and finish
- .-.- No data available at this section
- NA No data available



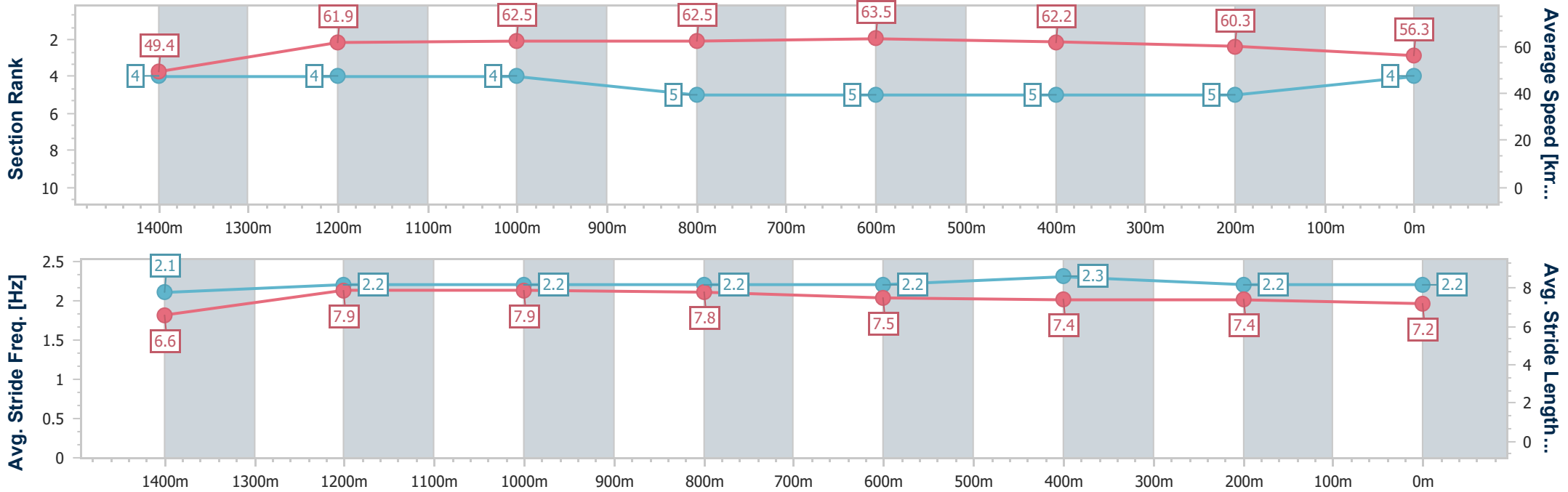
| | |
|--------------------------------|----------------|
| Horse/Jockey Name | Casa Fagliano |
| Final Rank | 4 |
| Fastest Section Time (Section) | 0:11.41 (800m) |
| Top Speed [km/h] (Section) | 64.0 (800m) |
| Race State | Finished |



Mackay QLD Professional
 Race 7: MOYLE CONSTRUCTIONS Class 1 Plate - 1560m
 14 November 2024 - 16:05
 Track Rating: Good 4, Weather: Fine, Rail Position: True



| Section | Overall | 1400m | 1200m | 1000m | 800m | 600m | 400m | 200m |
|------------------------|--------------------------|--------------------------|--------------------------|--------------------------|--------------------------|--------------------------|--------------------------|--------------------------|
| Section Times | 1:34.38 [4] (0:11.66) | 1:22.72 [4] (0:11.73) | 1:10.99 [4] (0:11.52) | 0:59.47 [4] (0:11.62) | 0:47.85 [5] (0:11.41) | 0:36.44 [5] (0:11.71) | 0:24.73 [5] (0:11.98) | 0:12.75 [5] (0:12.75) |
| Average Speed [km/h] | 49.4 | 61.9 | 62.5 | 62.5 | 63.5 | 62.2 | 60.3 | 56.3 |
| Top Speed [km/h] | 62.1 | 62.5 | 62.9 | 63.2 | 64.0 | 63.5 | 60.9 | 59.7 |
| Avg. Dist. to Rail [m] | 8.2 | 1.4 | 1.1 | 1.9 | 2.0 | 1.6 | 1.7 | 2.1 |
| Avg. Stride Freq. [Hz] | 2.1 | 2.2 | 2.2 | 2.2 | 2.2 | 2.3 | 2.2 | 2.2 |
| Avg. Stride Length [m] | 6.6 | 7.9 | 7.9 | 7.8 | 7.5 | 7.4 | 7.4 | 7.2 |



- [] Ranking at each section and finish
- .-.- No data available at this section
- NA No data available



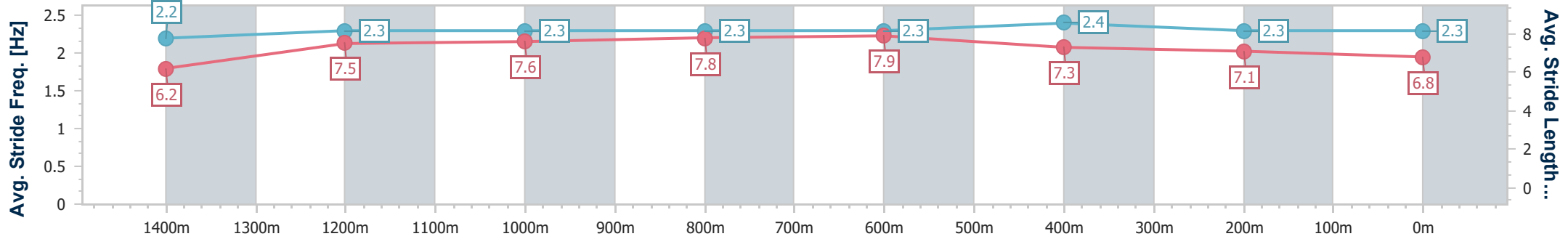
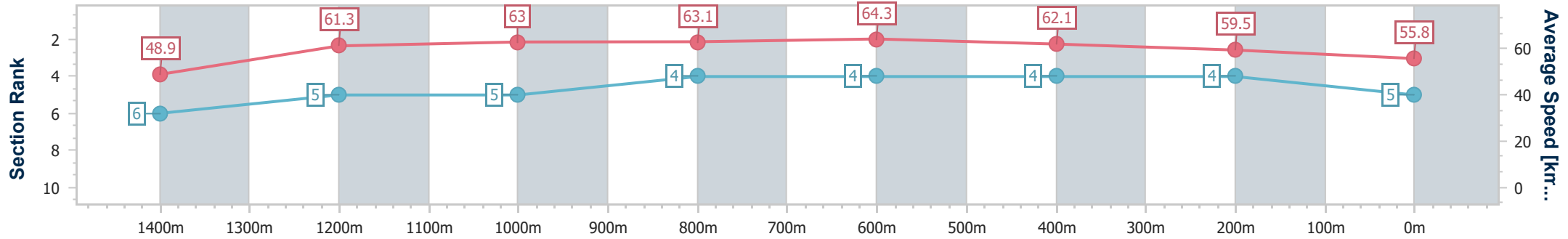
| | |
|--------------------------------|----------------|
| Horse/Jockey Name | Pride An' Joy |
| Final Rank | 5 |
| Fastest Section Time (Section) | 0:11.22 (800m) |
| Top Speed [km/h] (Section) | 64.9 (800m) |
| Race State | Finished |



Mackay QLD Professional
 Race 7: MOYLE CONSTRUCTIONS Class 1 Plate - 1560m
 14 November 2024 - 16:05
 Track Rating: Good 4, Weather: Fine, Rail Position: True



| Section | Overall | 1400m | 1200m | 1000m | 800m | 600m | 400m | 200m |
|------------------------|--------------------------|--------------------------|--------------------------|--------------------------|--------------------------|--------------------------|--------------------------|--------------------------|
| Section Times | 1:34.40 [5] (0:11.81) | 1:22.59 [6] (0:11.82) | 1:10.77 [5] (0:11.45) | 0:59.32 [5] (0:11.41) | 0:47.91 [4] (0:11.22) | 0:36.69 [4] (0:11.67) | 0:25.02 [4] (0:12.14) | 0:12.88 [4] (0:12.88) |
| Average Speed [km/h] | 48.9 | 61.3 | 63.0 | 63.1 | 64.3 | 62.1 | 59.5 | 55.8 |
| Top Speed [km/h] | 61.6 | 62.1 | 63.5 | 64.3 | 64.9 | 64.2 | 61.2 | 58.0 |
| Avg. Dist. to Rail [m] | 4.0 | 1.7 | 0.9 | 0.4 | 0.7 | 0.9 | 3.4 | 5.9 |
| Avg. Stride Freq. [Hz] | 2.2 | 2.3 | 2.3 | 2.3 | 2.3 | 2.4 | 2.3 | 2.3 |
| Avg. Stride Length [m] | 6.2 | 7.5 | 7.6 | 7.8 | 7.9 | 7.3 | 7.1 | 6.8 |



- [] Ranking at each section and finish
- .-.- No data available at this section
- NA No data available



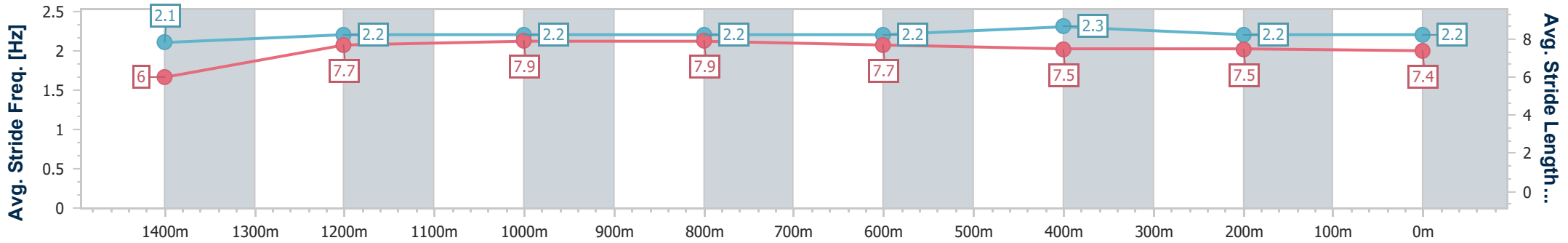
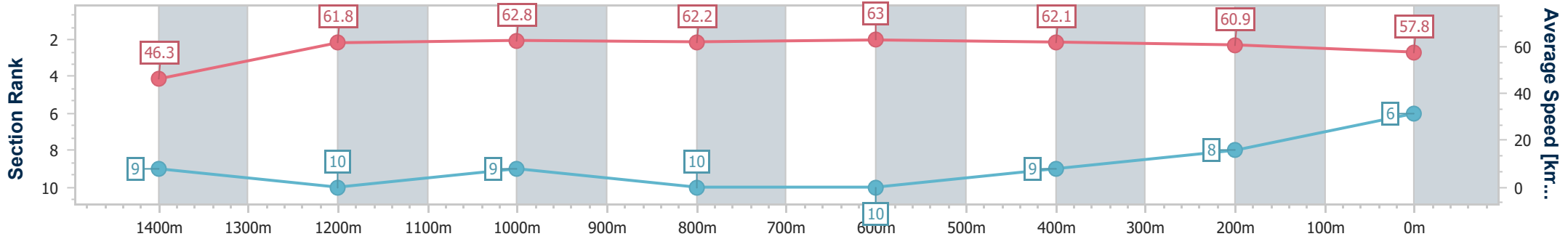
| | |
|--------------------------------|----------------|
| Horse/Jockey Name | Kings Castle |
| Final Rank | 6 |
| Fastest Section Time (Section) | 0:11.45 (800m) |
| Top Speed [km/h] (Section) | 64.2 (1200m) |
| Race State | Finished |



Mackay QLD Professional
 Race 7: MOYLE CONSTRUCTIONS Class 1 Plate - 1560m
 14 November 2024 - 16:05
 Track Rating: Good 4, Weather: Fine, Rail Position: True



| Section | Overall | 1400m | 1200m | 1000m | 800m | 600m | 400m | 200m |
|------------------------|--------------------------|--------------------------|---------------------------|--------------------------|---------------------------|---------------------------|--------------------------|--------------------------|
| Section Times | 1:34.77 [6] (0:12.48) | 1:22.29 [9] (0:11.76) | 1:10.53 [10] (0:11.50) | 0:59.03 [9] (0:11.61) | 0:47.42 [10] (0:11.45) | 0:35.97 [10] (0:11.64) | 0:24.33 [9] (0:11.89) | 0:12.44 [8] (0:12.44) |
| Average Speed [km/h] | 46.3 | 61.8 | 62.8 | 62.2 | 63.0 | 62.1 | 60.9 | 57.8 |
| Top Speed [km/h] | 60.9 | 62.2 | 64.2 | 63.1 | 63.5 | 63.4 | 61.5 | 60.4 |
| Avg. Dist. to Rail [m] | 5.4 | 1.9 | 1.5 | 1.3 | 0.9 | 0.6 | 3.9 | 4.7 |
| Avg. Stride Freq. [Hz] | 2.1 | 2.2 | 2.2 | 2.2 | 2.2 | 2.3 | 2.2 | 2.2 |
| Avg. Stride Length [m] | 6.0 | 7.7 | 7.9 | 7.9 | 7.7 | 7.5 | 7.5 | 7.4 |



- [] Ranking at each section and finish
- .-.- No data available at this section
- NA No data available



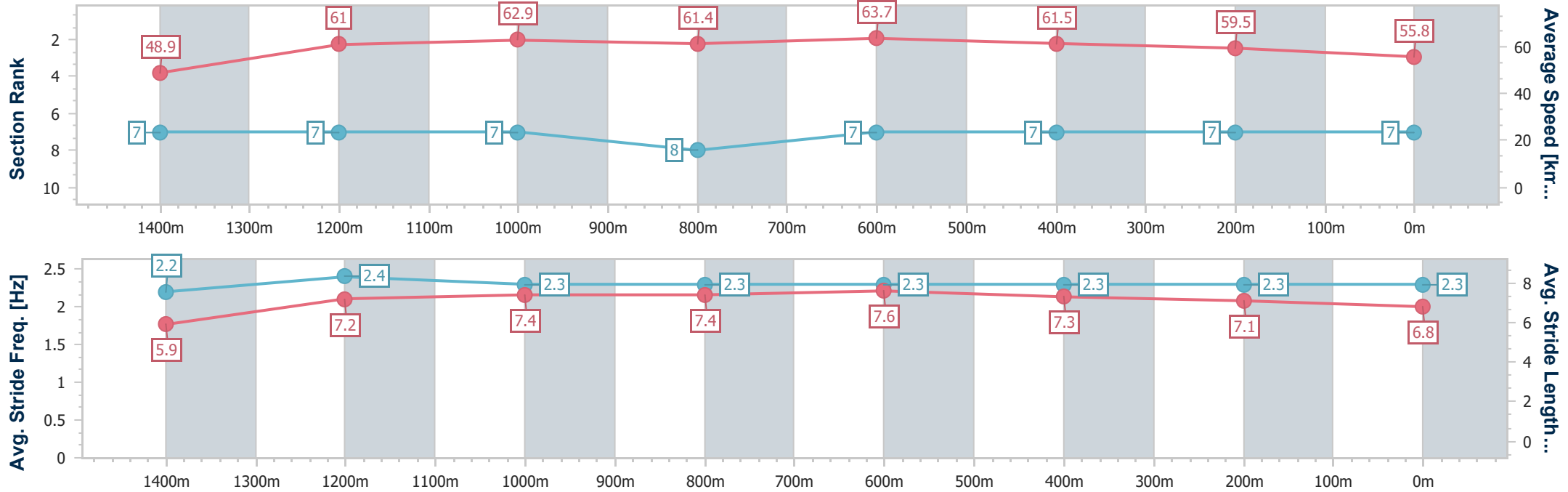
| | |
|--------------------------------|----------------|
| Horse/Jockey Name | Naheightkay |
| Final Rank | 7 |
| Fastest Section Time (Section) | 0:11.37 (800m) |
| Top Speed [km/h] (Section) | 64.6 (800m) |
| Race State | Finished |



Mackay QLD Professional
 Race 7: MOYLE CONSTRUCTIONS Class 1 Plate - 1560m
 14 November 2024 - 16:05
 Track Rating: Good 4, Weather: Fine, Rail Position: True



| Section | Overall | 1400m | 1200m | 1000m | 800m | 600m | 400m | 200m |
|------------------------|--------------------------|--------------------------|--------------------------|--------------------------|--------------------------|--------------------------|--------------------------|--------------------------|
| Section Times | 1:35.05 [7] (0:11.81) | 1:23.24 [7] (0:11.94) | 1:11.30 [7] (0:11.55) | 0:59.75 [7] (0:11.70) | 0:48.05 [8] (0:11.37) | 0:36.68 [7] (0:11.66) | 0:25.02 [7] (0:12.13) | 0:12.89 [7] (0:12.89) |
| Average Speed [km/h] | 48.9 | 61.0 | 62.9 | 61.4 | 63.7 | 61.5 | 59.5 | 55.8 |
| Top Speed [km/h] | 64.5 | 62.4 | 63.8 | 62.6 | 64.6 | 63.1 | 61.5 | 58.6 |
| Avg. Dist. to Rail [m] | 9.1 | 3.2 | 2.1 | 1.4 | 1.0 | 0.6 | 4.0 | 8.8 |
| Avg. Stride Freq. [Hz] | 2.2 | 2.4 | 2.3 | 2.3 | 2.3 | 2.3 | 2.3 | 2.3 |
| Avg. Stride Length [m] | 5.9 | 7.2 | 7.4 | 7.4 | 7.6 | 7.3 | 7.1 | 6.8 |



- [] Ranking at each section and finish
- .-.- No data available at this section
- NA No data available



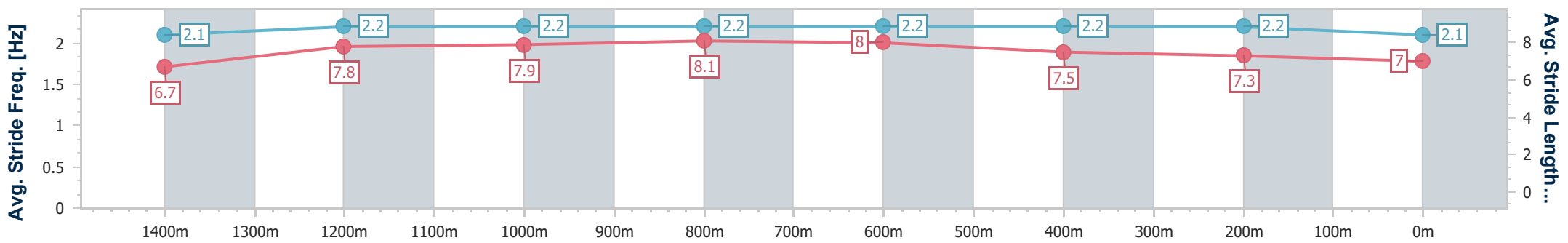
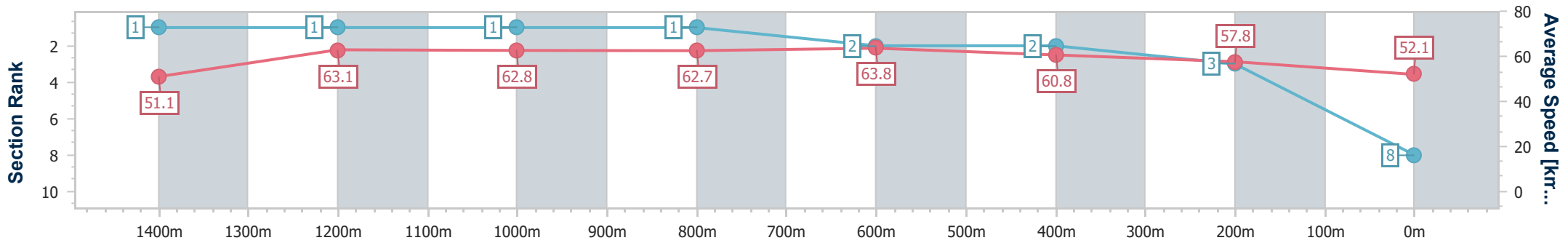
| | |
|--------------------------------|----------------|
| Horse/Jockey Name | Hadmytime |
| Final Rank | 8 |
| Fastest Section Time (Section) | 0:11.29 (800m) |
| Top Speed [km/h] (Section) | 66.4 (1400m) |
| Race State | Finished |



Mackay QLD Professional
 Race 7: MOYLE CONSTRUCTIONS Class 1 Plate - 1560m
 14 November 2024 - 16:05
 Track Rating: Good 4, Weather: Fine, Rail Position: True



| Section | Overall | 1400m | 1200m | 1000m | 800m | 600m | 400m | 200m |
|------------------------|--------------------------|--------------------------|--------------------------|--------------------------|--------------------------|--------------------------|--------------------------|--------------------------|
| Section Times | 1:35.09 [8] (0:11.31) | 1:23.78 [1] (0:11.48) | 1:12.30 [1] (0:11.52) | 1:00.78 [1] (0:11.43) | 0:49.35 [1] (0:11.29) | 0:38.06 [2] (0:11.80) | 0:26.26 [2] (0:12.46) | 0:13.80 [3] (0:13.80) |
| Average Speed [km/h] | 51.1 | 63.1 | 62.8 | 62.7 | 63.8 | 60.8 | 57.8 | 52.1 |
| Top Speed [km/h] | 64.9 | 66.4 | 63.7 | 63.2 | 65.0 | 62.5 | 60.9 | 55.0 |
| Avg. Dist. to Rail [m] | 10.7 | 2.2 | 0.5 | 0.2 | 0.5 | 0.6 | 1.4 | 3.5 |
| Avg. Stride Freq. [Hz] | 2.1 | 2.2 | 2.2 | 2.2 | 2.2 | 2.2 | 2.2 | 2.1 |
| Avg. Stride Length [m] | 6.7 | 7.8 | 7.9 | 8.1 | 8.0 | 7.5 | 7.3 | 7.0 |



- [] Ranking at each section and finish
- .-.- No data available at this section
- NA No data available



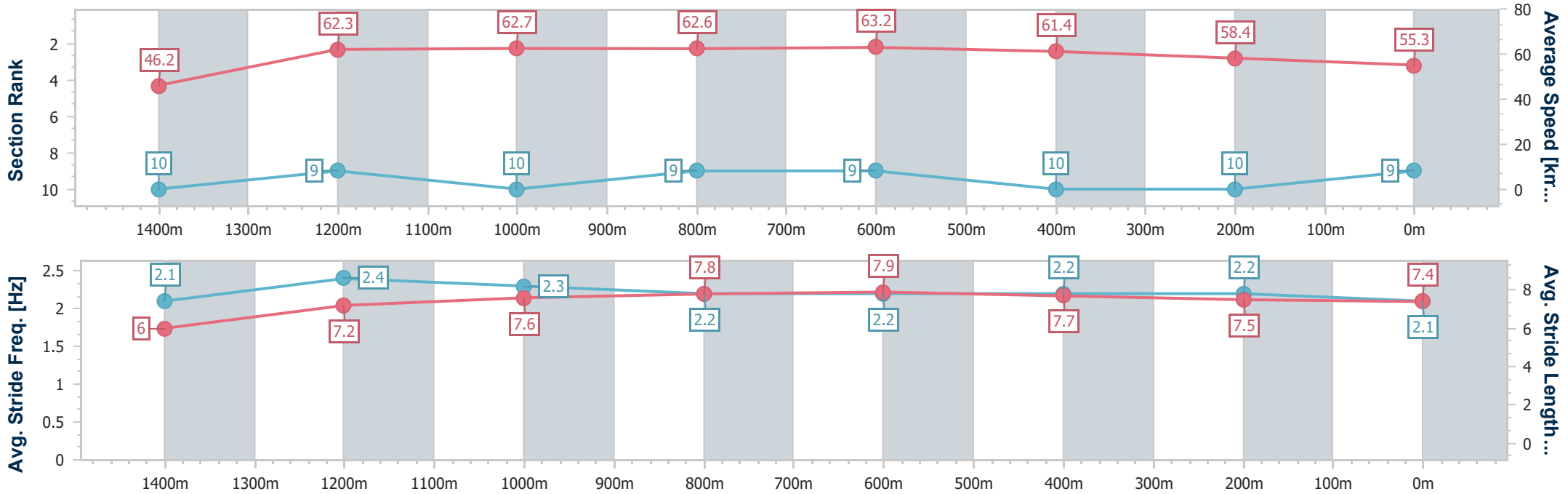
| | |
|--------------------------------|----------------|
| Horse/Jockey Name | Madnus Lee |
| Final Rank | 9 |
| Fastest Section Time (Section) | 0:11.46 (800m) |
| Top Speed [km/h] (Section) | 65.7 (1400m) |
| Race State | Finished |



Mackay QLD Professional
 Race 7: MOYLE CONSTRUCTIONS Class 1 Plate - 1560m
 14 November 2024 - 16:05
 Track Rating: Good 4, Weather: Fine, Rail Position: True



| Section | Overall | 1400m | 1200m | 1000m | 800m | 600m | 400m | 200m |
|------------------------|--------------------------|---------------------------|--------------------------|---------------------------|--------------------------|--------------------------|---------------------------|---------------------------|
| Section Times | 1:35.97 [9] (0:12.49) | 1:23.48 [10] (0:11.73) | 1:11.75 [9] (0:11.53) | 1:00.22 [10] (0:11.57) | 0:48.65 [9] (0:11.46) | 0:37.19 [9] (0:11.83) | 0:25.36 [10] (0:12.37) | 0:12.99 [10] (0:12.99) |
| Average Speed [km/h] | 46.2 | 62.3 | 62.7 | 62.6 | 63.2 | 61.4 | 58.4 | 55.3 |
| Top Speed [km/h] | 65.4 | 65.7 | 63.8 | 63.2 | 64.4 | 63.3 | 59.7 | 58.4 |
| Avg. Dist. to Rail [m] | 6.6 | 3.3 | 2.6 | 2.0 | 1.8 | 1.1 | 2.4 | 3.1 |
| Avg. Stride Freq. [Hz] | 2.1 | 2.4 | 2.3 | 2.2 | 2.2 | 2.2 | 2.2 | 2.1 |
| Avg. Stride Length [m] | 6.0 | 7.2 | 7.6 | 7.8 | 7.9 | 7.7 | 7.5 | 7.4 |



- [] Ranking at each section and finish
- .-.- No data available at this section
- NA No data available



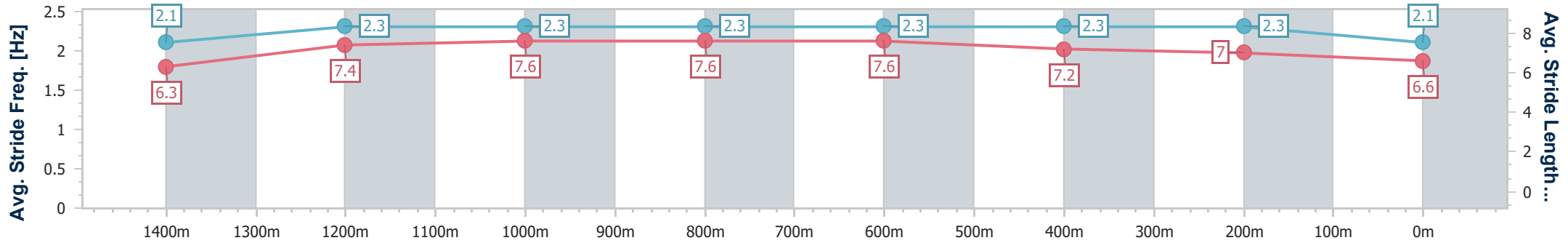
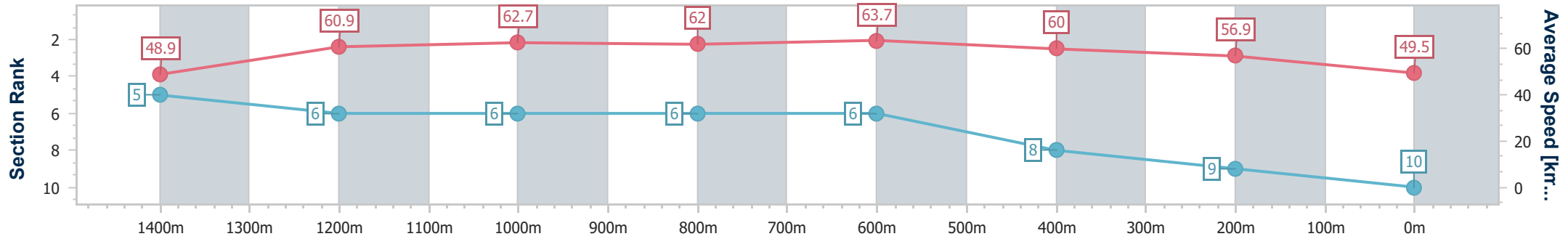
| | |
|--------------------------------|----------------|
| Horse/Jockey Name | Already Better |
| Final Rank | 10 |
| Fastest Section Time (Section) | 0:11.31 (800m) |
| Top Speed [km/h] (Section) | 64.9 (800m) |
| Race State | Finished |



Mackay QLD Professional
 Race 7: MOYLE CONSTRUCTIONS Class 1 Plate - 1560m
 14 November 2024 - 16:05
 Track Rating: Good 4, Weather: Fine, Rail Position: True



| Section | Overall | 1400m | 1200m | 1000m | 800m | 600m | 400m | 200m |
|------------------------|---------------------------|--------------------------|--------------------------|--------------------------|--------------------------|--------------------------|--------------------------|--------------------------|
| Section Times | 1:37.28 [10] (0:11.75) | 1:25.53 [5] (0:11.98) | 1:13.55 [6] (0:11.51) | 1:02.04 [6] (0:11.66) | 0:50.38 [6] (0:11.31) | 0:39.07 [6] (0:11.85) | 0:27.22 [8] (0:12.68) | 0:14.54 [9] (0:14.54) |
| Average Speed [km/h] | 48.9 | 60.9 | 62.7 | 62.0 | 63.7 | 60.0 | 56.9 | 49.5 |
| Top Speed [km/h] | 61.8 | 63.1 | 63.5 | 62.5 | 64.9 | 62.3 | 57.6 | 56.1 |
| Avg. Dist. to Rail [m] | 7.1 | 2.2 | 1.9 | 1.6 | 1.2 | 1.7 | 1.8 | 2.4 |
| Avg. Stride Freq. [Hz] | 2.1 | 2.3 | 2.3 | 2.3 | 2.3 | 2.3 | 2.3 | 2.1 |
| Avg. Stride Length [m] | 6.3 | 7.4 | 7.6 | 7.6 | 7.6 | 7.2 | 7.0 | 6.6 |



- [] Ranking at each section and finish
- .-.- No data available at this section
- NA No data available