



Mackay QLD Professional
Race 9: RACING AGAIN TUESDAY 26TH NOVEMBER RATINGS BAND 0 -
65 Handicap - 1300m
14 November 2024 - 17:23



Track Rating: Good 4, Weather: Fine, Rail Position: True

Section		Overall	1200m	1000m	800m	600m	400m	Last 600m				
Field Times		1:15.59 (0:07.73)	1:07.86 (0:10.46)	0:57.40 (0:10.54)	0:46.86 (0:11.13)	0:35.73 (0:11.81)	0:23.92 (0:11.76)	0:35.73				
Rank	TAB Horse/Jockey	Barrier	Top Speed [km/h]	Fastest Section	Distance Travelled [m]							
1	4 SENNAPROST Ryan Wiggins	5	69.3 1200m	0:07.92 Overall	1:15.59 [1] (0:07.92)	1:07.67 [4] (0:10.72)	0:56.95 [4] (0:10.50)	0:46.45 [4] (0:11.10)	0:35.35 [4] (0:11.68)	0:23.67 [4] (0:11.69)	0:35.35	
2	1 THE PUNISHER Jason Missen	6	67.9 800m	0:08.00 Overall	1:15.85 [2] (0:08.00)	1:07.85 [5] (0:11.00)	0:56.85 [6] (0:10.73)	0:46.12 [6] (0:10.81)	0:35.31 [6] (0:11.45)	0:23.86 [5] (0:11.63)	0:35.31	-1
3	8 SPEC OF SILVER Leah Martyn	2	70.6 1200m	0:07.78 Overall	1:15.95 [3] (0:07.78)	1:08.17 [3] (0:10.48)	0:57.69 [2] (0:10.60)	0:47.09 [2] (0:11.00)	0:36.09 [1] (0:11.81)	0:24.28 [2] (0:11.76)	0:36.09	+2
4	7 LUVIN' OUR GRACE McKenzie Apel	11	68.3 1000m	0:08.15 Overall	1:16.38 [4] (0:08.15)	1:08.23 [7] (0:10.92)	0:57.31 [7] (0:10.74)	0:46.57 [7] (0:10.96)	0:35.61 [7] (0:11.41)	0:24.20 [7] (0:11.81)	0:35.61	+7
5	3 BUSH DIAMOND Justin Stanley	7	69.9 1000m	0:07.75 Overall	1:16.77 [5] (0:07.75)	1:09.02 [2] (0:10.84)	0:58.18 [3] (0:10.51)	0:47.67 [3] (0:11.11)	0:36.56 [3] (0:11.60)	0:24.96 [3] (0:11.82)	0:36.56	+3
6	11 MISHANI AVIATOR Nathan Thomas	10	68.0 1200m	0:08.24 Overall	1:16.79 [6] (0:08.24)	1:08.55 [8] (0:10.94)	0:57.61 [8] (0:10.78)	0:46.83 [8] (0:10.93)	0:35.90 [9] (0:11.48)	0:24.42 [8] (0:11.83)	0:35.90	+5
7	2 BRASCO Jackson Murphy	4	68.1 1200m	0:08.03 Overall	1:16.92 [7] (0:08.03)	1:08.89 [6] (0:10.76)	0:58.13 [5] (0:10.78)	0:47.35 [5] (0:10.88)	0:36.47 [5] (0:11.55)	0:24.92 [6] (0:11.86)	0:36.47	-2
8	9 BROMES Michael Murphy	8	70.8 1000m	0:08.37 Overall	1:17.33 [8] (0:08.37)	1:08.96 [9] (0:10.93)	0:58.03 [9] (0:10.70)	0:47.33 [9] (0:10.83)	0:36.50 [8] (0:11.57)	0:24.93 [9] (0:11.90)	0:36.50	+1
9	5 CHILLI PALMER Tasha Chambers	1	70.6 1200m	0:07.73 Overall	1:17.43 [9] (0:07.73)	1:09.70 [1] (0:10.46)	0:59.24 [1] (0:10.54)	0:48.70 [1] (0:11.18)	0:37.52 [2] (0:11.76)	0:25.76 [1] (0:12.15)	0:37.52	-2

Scratched: Miss Gabbiano (#10), Aidenabet (#6)

[] Ranking at each section and finish
 -:-:- No data available at this section
 NA No data available

SCN Saddle cloth number
 DNF Did not finish
 DNT Did not track



Mackay QLD Professional
Race 9: RACING AGAIN TUESDAY 26TH NOVEMBER RATINGS BAND 0 -
65 Handicap - 1300m
14 November 2024 - 17:23



Track Rating: Good 4, Weather: Fine, Rail Position: True

Section				200m				Last 600m	
Field Times				0:12.16				0:35.73	
				(0:12.16)					
Rank	TAB	Horse/Jockey	Barrier	Top Speed [km/h]	Fastest Section	Margin			Distance Travelled [m]
1	4	SENNAPROST	5	69.3	0:07.92	0:11.98 [2]	1:15.59		0:35.35
		Ryan Wiggins		1200m	Overall	(0:11.98)			
2	1	THE PUNISHER	6	67.9	0:08.00	0:12.23 [3]	1.55L		0:35.31 -1
		Jason Missen		800m	Overall	(0:12.23)			
3	8	SPEC OF SILVER	2	70.6	0:07.78	0:12.52 [1]	2.16L		0:36.09 +2
		Leah Martyn		1200m	Overall	(0:12.52)			
4	7	LUVIN' OUR GRACE	11	68.3	0:08.15	0:12.39 [7]	4.68L		0:35.61 +7
		McKenzie Apel		1000m	Overall	(0:12.39)			
5	3	BUSH DIAMOND	7	69.9	0:07.75	0:13.14 [4]	6.96L		0:36.56 +3
		Justin Stanley		1000m	Overall	(0:13.14)			
6	11	MISHANI AVIATOR	10	68.0	0:08.24	0:12.59 [8]	7.1L		0:35.90 +5
		Nathan Thomas		1200m	Overall	(0:12.59)			
7	2	BRASCO	4	68.1	0:08.03	0:13.06 [6]	7.88L		0:36.47 -2
		Jackson Murphy		1200m	Overall	(0:13.06)			
8	9	BROMES	8	70.8	0:08.37	0:13.03 [9]	10.25L		0:36.50 +1
		Michael Murphy		1000m	Overall	(0:13.03)			
9	5	CHILLI PALMER	1	70.6	0:07.73	0:13.61 [5]	10.87L		0:37.52 -2
		Tasha Chambers		1200m	Overall	(0:13.61)			

Scratched: Miss Gabbiano (#10), Aidenabet (#6)

[] Ranking at each section and finish
 -:-:- No data available at this section
 NA No data available

SCN Saddle cloth number
 DNF Did not finish
 DNT Did not track



Horse/Jockey Name	Sennaprost
Final Rank	1
Fastest Section Time (Section)	0:07.92 (Overall)
Top Speed [km/h] (Section)	69.3 (1200m)
Race State	Finished

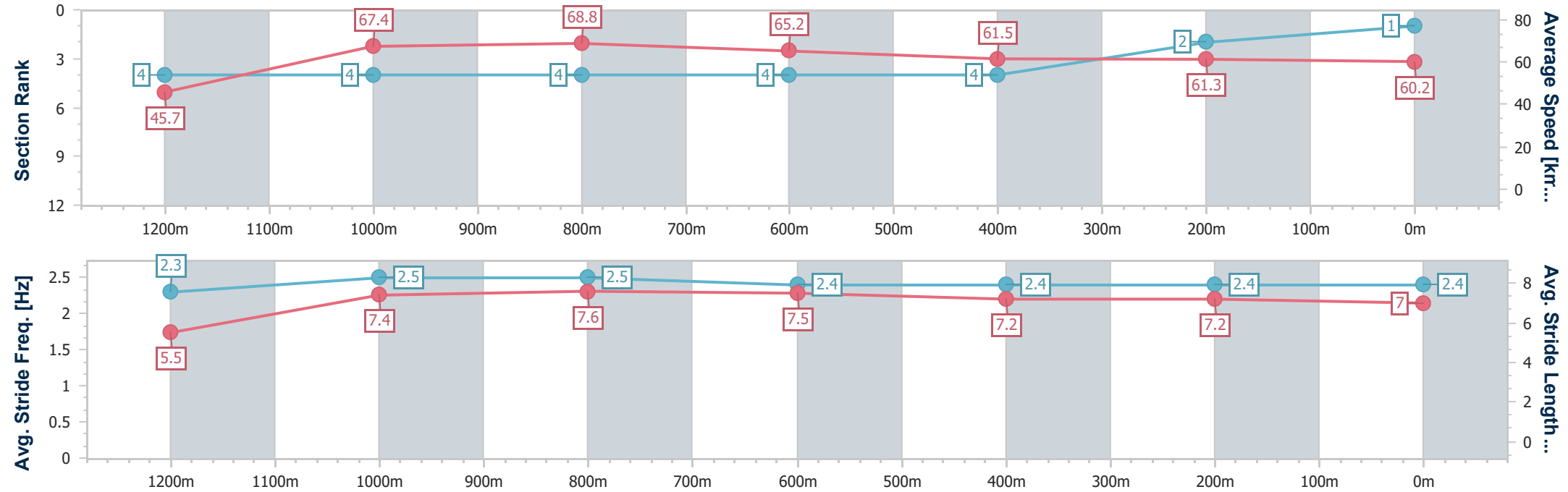


Mackay QLD Professional
 Race 9: RACING AGAIN TUESDAY 26TH NOVEMBER RATINGS
 BAND 0 - 65 Handicap - 1300m
 14 November 2024 - 17:23



Track Rating: Good 4, Weather: Fine, Rail Position: True

Section	Overall	1200m	1000m	800m	600m	400m	200m
Section Times	1:15.59 [1] (0:07.92)	1:07.67 [4] (0:10.72)	0:56.95 [4] (0:10.50)	0:46.45 [4] (0:11.10)	0:35.35 [4] (0:11.68)	0:23.67 [4] (0:11.69)	0:11.98 [2] (0:11.98)
Average Speed [km/h]	45.7	67.4	68.8	65.2	61.5	61.3	60.2
Top Speed [km/h]	62.6	69.3	69.1	67.6	62.3	62.3	61.8
Avg. Dist. to Rail [m]	8.9	3.2	1.4	1.4	0.4	1.1	1.6
Avg. Stride Freq. [Hz]	2.3	2.5	2.5	2.4	2.4	2.4	2.4
Avg. Stride Length [m]	5.5	7.4	7.6	7.5	7.2	7.2	7.0



- [] Ranking at each section and finish
- .-.- No data available at this section
- NA No data available



Horse/Jockey Name	The Punisher
Final Rank	2
Fastest Section Time (Section)	0:08.00 (Overall)
Top Speed [km/h] (Section)	67.9 (800m)
Race State	Finished



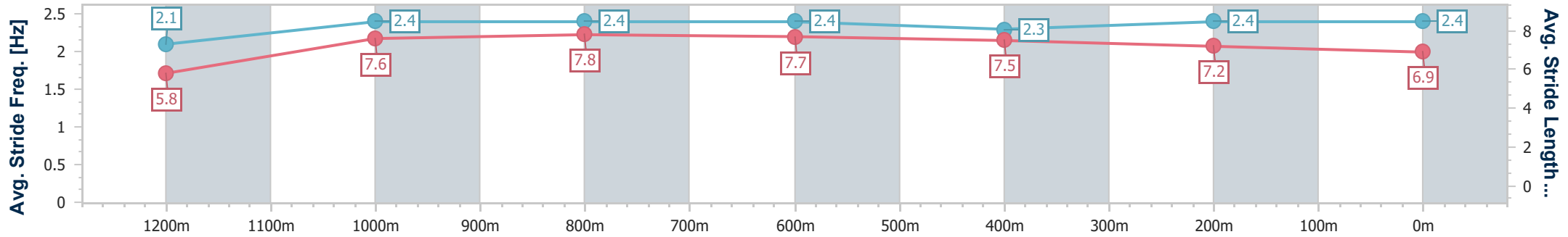
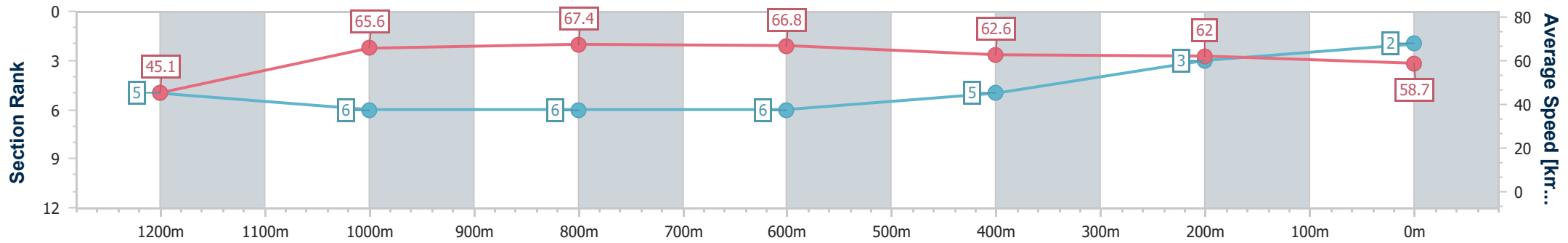
Mackay QLD Professional
 Race 9: RACING AGAIN TUESDAY 26TH NOVEMBER RATINGS
 BAND 0 - 65 Handicap - 1300m



14 November 2024 - 17:23

Track Rating: Good 4, Weather: Fine, Rail Position: True

Section	Overall	1200m	1000m	800m	600m	400m	200m
Section Times	1:15.85 [2] (0:08.00)	1:07.85 [5] (0:11.00)	0:56.85 [6] (0:10.73)	0:46.12 [6] (0:10.81)	0:35.31 [6] (0:11.45)	0:23.86 [5] (0:11.63)	0:12.23 [3] (0:12.23)
Average Speed [km/h]	45.1	65.6	67.4	66.8	62.6	62.0	58.7
Top Speed [km/h]	61.2	67.5	67.8	67.9	65.6	64.3	61.2
Avg. Dist. to Rail [m]	9.6	2.3	0.6	1.1	0.4	2.3	4.6
Avg. Stride Freq. [Hz]	2.1	2.4	2.4	2.4	2.3	2.4	2.4
Avg. Stride Length [m]	5.8	7.6	7.8	7.7	7.5	7.2	6.9



- [] Ranking at each section and finish
- .-.- No data available at this section
- NA No data available



Horse/Jockey Name	Spec Of Silver
Final Rank	3
Fastest Section Time (Section)	0:07.78 (Overall)
Top Speed [km/h] (Section)	70.6 (1200m)
Race State	Finished

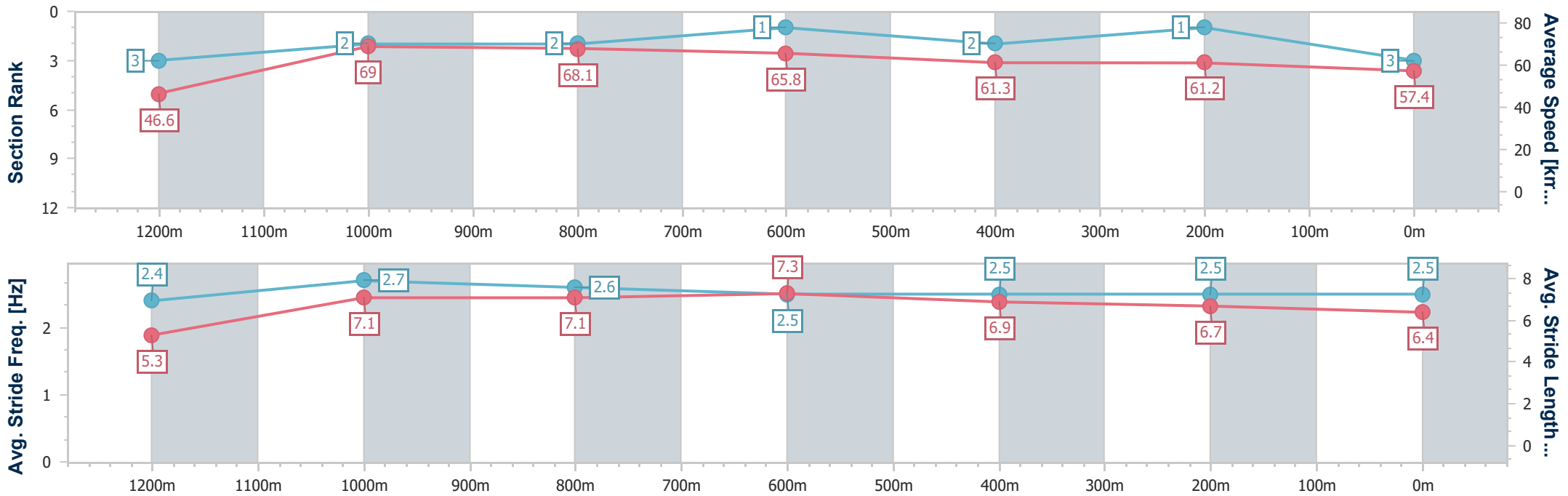


Mackay QLD Professional
 Race 9: RACING AGAIN TUESDAY 26TH NOVEMBER RATINGS
 BAND 0 - 65 Handicap - 1300m
 14 November 2024 - 17:23



Track Rating: Good 4, Weather: Fine, Rail Position: True

Section	Overall	1200m	1000m	800m	600m	400m	200m
Section Times	1:15.95 [3] (0:07.78)	1:08.17 [3] (0:10.48)	0:57.69 [2] (0:10.60)	0:47.09 [2] (0:11.00)	0:36.09 [1] (0:11.81)	0:24.28 [2] (0:11.76)	0:12.52 [1] (0:12.52)
Average Speed [km/h]	46.6	69.0	68.1	65.8	61.3	61.2	57.4
Top Speed [km/h]	64.9	70.6	69.9	67.1	63.8	62.3	60.4
Avg. Dist. to Rail [m]	6.9	2.6	1.8	1.3	0.8	1.5	2.9
Avg. Stride Freq. [Hz]	2.4	2.7	2.6	2.5	2.5	2.5	2.5
Avg. Stride Length [m]	5.3	7.1	7.1	7.3	6.9	6.7	6.4



- [] Ranking at each section and finish
- .-.- No data available at this section
- NA No data available



Horse/Jockey Name	Luvin' Our Grace
Final Rank	4
Fastest Section Time (Section)	0:08.15 (Overall)
Top Speed [km/h] (Section)	68.3 (1000m)
Race State	Finished



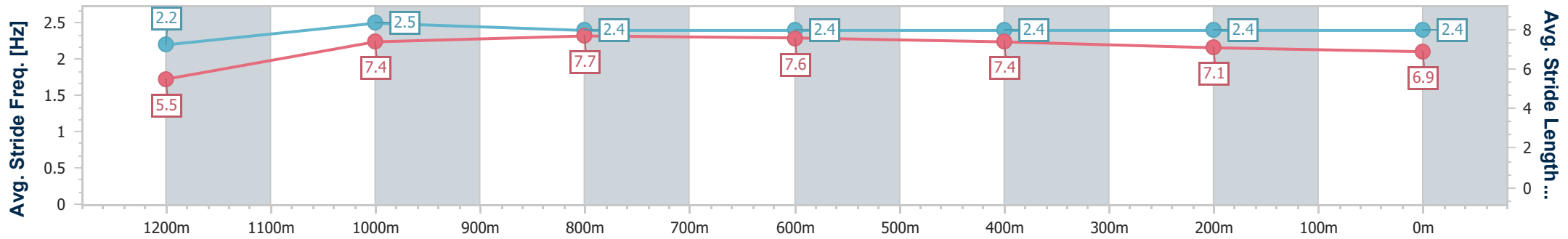
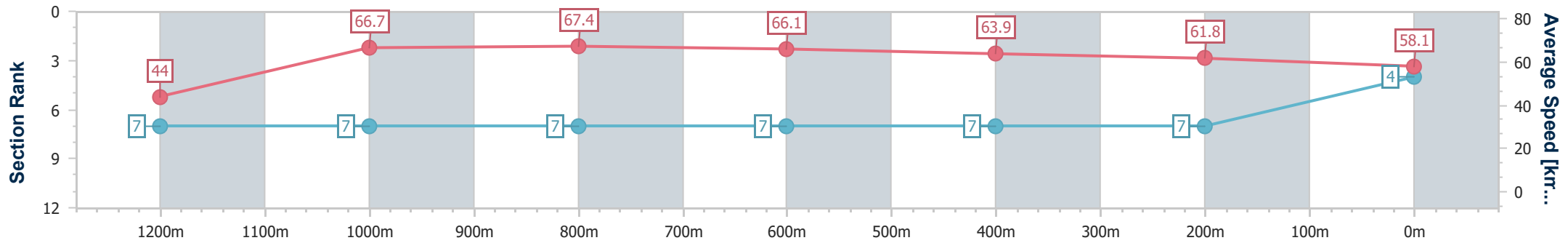
Mackay QLD Professional
 Race 9: RACING AGAIN TUESDAY 26TH NOVEMBER RATINGS
 BAND 0 - 65 Handicap - 1300m



14 November 2024 - 17:23

Track Rating: Good 4, Weather: Fine, Rail Position: True

Section	Overall	1200m	1000m	800m	600m	400m	200m
Section Times	1:16.38 [4] (0:08.15)	1:08.23 [7] (0:10.92)	0:57.31 [7] (0:10.74)	0:46.57 [7] (0:10.96)	0:35.61 [7] (0:11.41)	0:24.20 [7] (0:11.81)	0:12.39 [7] (0:12.39)
Average Speed [km/h]	44.0	66.7	67.4	66.1	63.9	61.8	58.1
Top Speed [km/h]	62.7	67.9	68.3	67.7	65.9	62.5	60.9
Avg. Dist. to Rail [m]	13.2	5.1	1.9	2.3	2.0	4.7	5.6
Avg. Stride Freq. [Hz]	2.2	2.5	2.4	2.4	2.4	2.4	2.4
Avg. Stride Length [m]	5.5	7.4	7.7	7.6	7.4	7.1	6.9



- [] Ranking at each section and finish
- .-.- No data available at this section
- NA No data available



Horse/Jockey Name	Bush Diamond
Final Rank	5
Fastest Section Time (Section)	0:07.75 (Overall)
Top Speed [km/h] (Section)	69.9 (1000m)
Race State	Finished



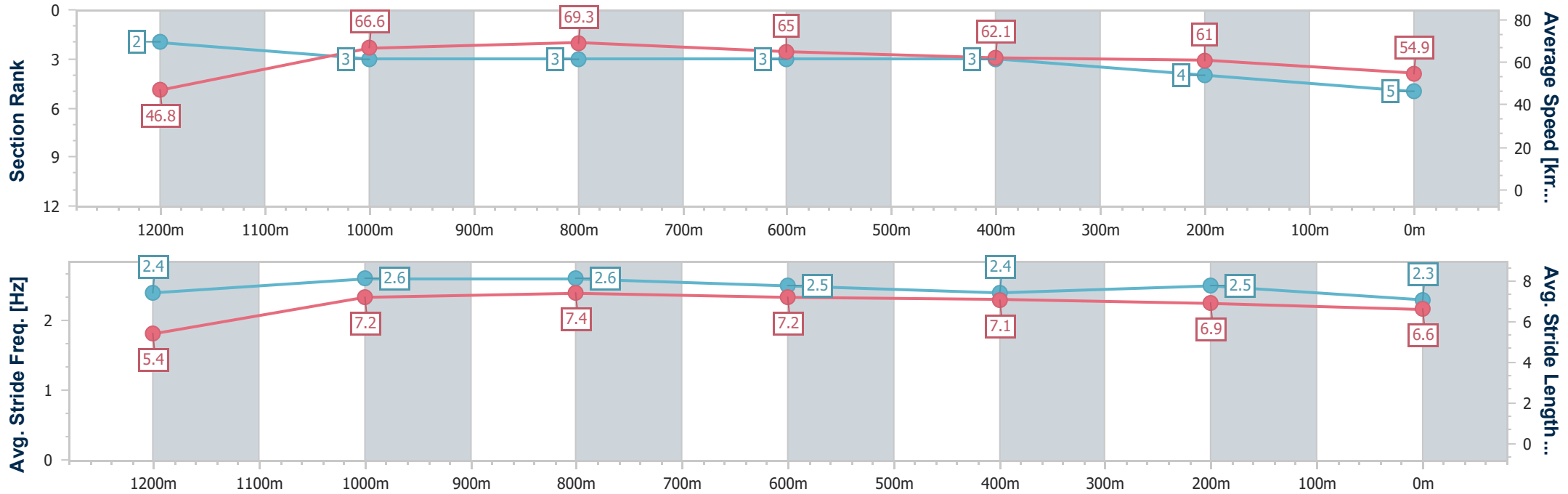
Mackay QLD Professional
 Race 9: RACING AGAIN TUESDAY 26TH NOVEMBER RATINGS
 BAND 0 - 65 Handicap - 1300m



14 November 2024 - 17:23

Track Rating: Good 4, Weather: Fine, Rail Position: True

Section	Overall	1200m	1000m	800m	600m	400m	200m
Section Times	1:16.77 [5] (0:07.75)	1:09.02 [2] (0:10.84)	0:58.18 [3] (0:10.51)	0:47.67 [3] (0:11.11)	0:36.56 [3] (0:11.60)	0:24.96 [3] (0:11.82)	0:13.14 [4] (0:13.14)
Average Speed [km/h]	46.8	66.6	69.3	65.0	62.1	61.0	54.9
Top Speed [km/h]	62.5	69.7	69.9	68.1	63.6	62.2	59.3
Avg. Dist. to Rail [m]	10.5	4.7	2.3	1.7	0.3	2.5	3.8
Avg. Stride Freq. [Hz]	2.4	2.6	2.6	2.5	2.4	2.5	2.3
Avg. Stride Length [m]	5.4	7.2	7.4	7.2	7.1	6.9	6.6



- [] Ranking at each section and finish
- .-.- No data available at this section
- NA No data available



Horse/Jockey Name	Mishani Aviator
Final Rank	6
Fastest Section Time (Section)	0:08.24 (Overall)
Top Speed [km/h] (Section)	68.0 (1200m)
Race State	Finished



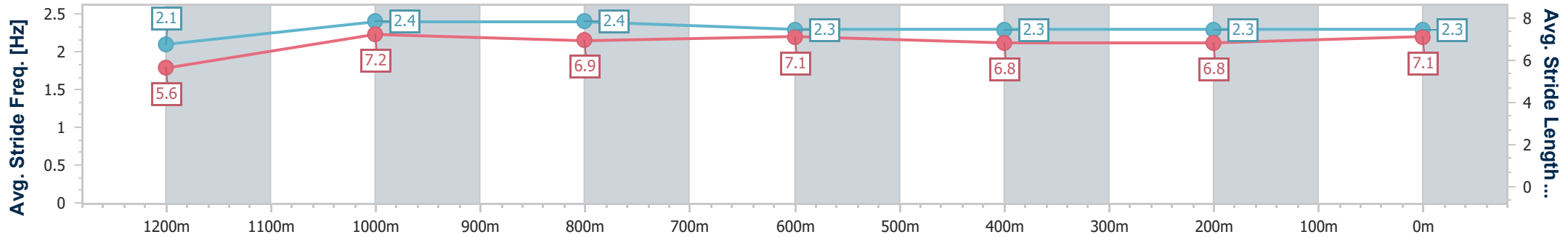
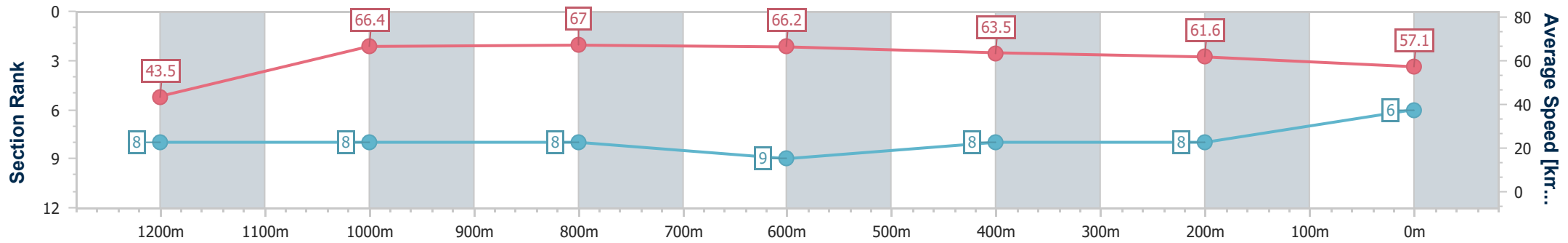
Mackay QLD Professional
 Race 9: RACING AGAIN TUESDAY 26TH NOVEMBER RATINGS
 BAND 0 - 65 Handicap - 1300m



14 November 2024 - 17:23

Track Rating: Good 4, Weather: Fine, Rail Position: True

Section	Overall	1200m	1000m	800m	600m	400m	200m
Section Times	1:16.79 [6] (0:08.24)	1:08.55 [8] (0:10.94)	0:57.61 [8] (0:10.78)	0:46.83 [8] (0:10.93)	0:35.90 [9] (0:11.48)	0:24.42 [8] (0:11.83)	0:12.59 [8] (0:12.59)
Average Speed [km/h]	43.5	66.4	67.0	66.2	63.5	61.6	57.1
Top Speed [km/h]	60.6	68.0	67.9	67.2	64.3	62.7	60.2
Avg. Dist. to Rail [m]	11.2	2.8	2.2	1.5	1.5	6.8	6.7
Avg. Stride Freq. [Hz]	2.1	2.4	2.4	2.3	2.3	2.3	2.3
Avg. Stride Length [m]	5.6	7.2	6.9	7.1	6.8	6.8	7.1



- [] Ranking at each section and finish
- .-.- No data available at this section
- NA No data available



Horse/Jockey Name	Brasco
Final Rank	7
Fastest Section Time (Section)	0:08.03 (Overall)
Top Speed [km/h] (Section)	68.1 (1200m)
Race State	Finished

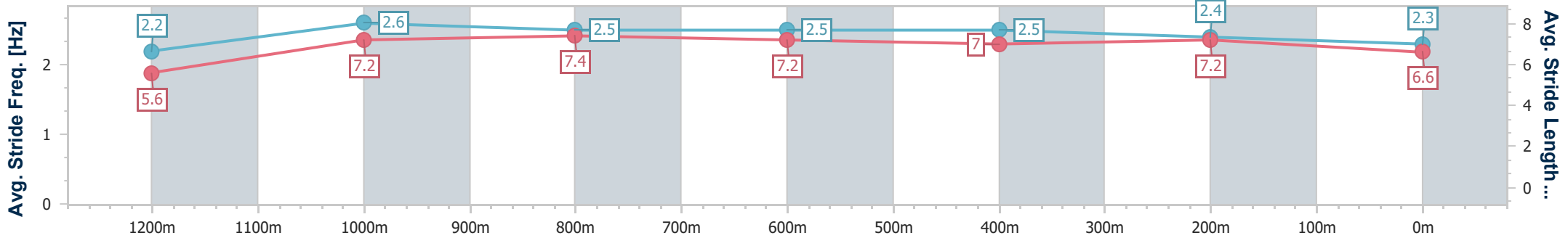
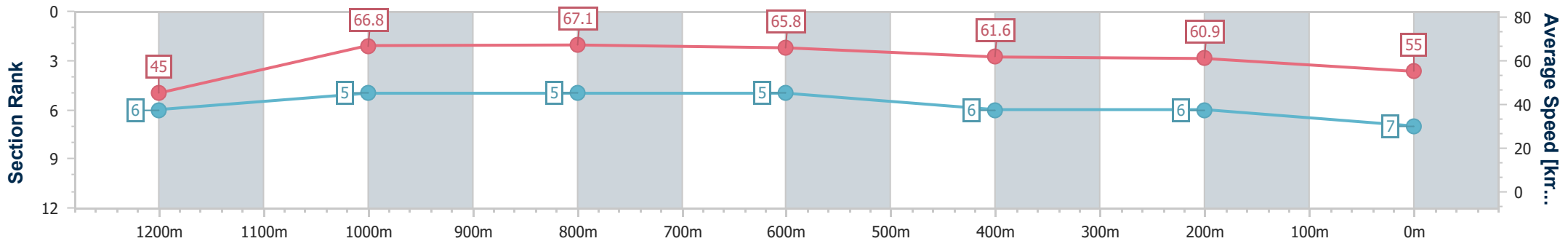


Mackay QLD Professional
 Race 9: RACING AGAIN TUESDAY 26TH NOVEMBER RATINGS
 BAND 0 - 65 Handicap - 1300m
 14 November 2024 - 17:23



Track Rating: Good 4, Weather: Fine, Rail Position: True

Section	Overall	1200m	1000m	800m	600m	400m	200m							
Section Times	1:16.92 [7] (0:08.03)	1:08.89 [6] (0:10.76)	0:58.13 [5] (0:10.78)	0:47.35 [5] (0:10.88)	0:36.47 [5] (0:11.55)	0:24.92 [6] (0:11.86)	0:13.06 [6]							
Average Speed [km/h]	45.0	66.8	67.1	65.8	61.6	60.9	55.0							
Top Speed [km/h]	62.2	68.1	67.8	67.1	64.1	61.6	59.0							
Avg. Dist. to Rail [m]	7.6	1.0	0.4	0.7	1.3	1.9	3.4							
Avg. Stride Freq. [Hz]	2.2	2.6	2.5	2.5	2.5	2.4	2.3							
Avg. Stride Length [m]	5.6	7.2	7.4	7.2	7.0	7.2	6.6							



- [] Ranking at each section and finish
- .-.- No data available at this section
- NA No data available



Horse/Jockey Name	Bromes
Final Rank	8
Fastest Section Time (Section)	0:08.37 (Overall)
Top Speed [km/h] (Section)	70.8 (1000m)
Race State	Finished



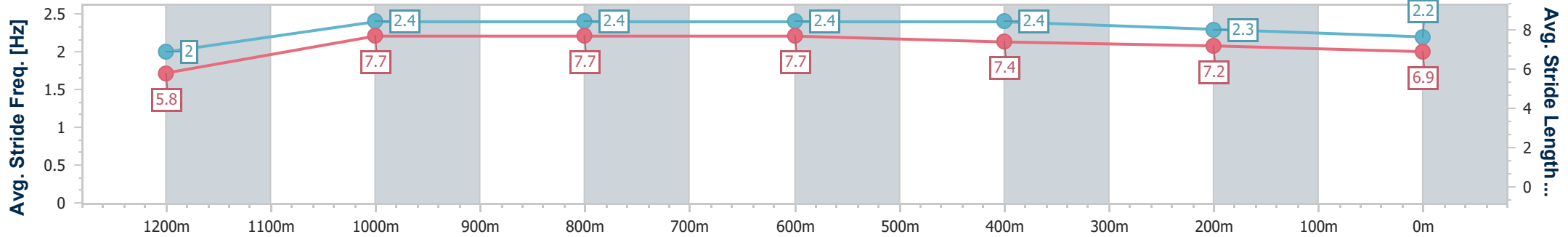
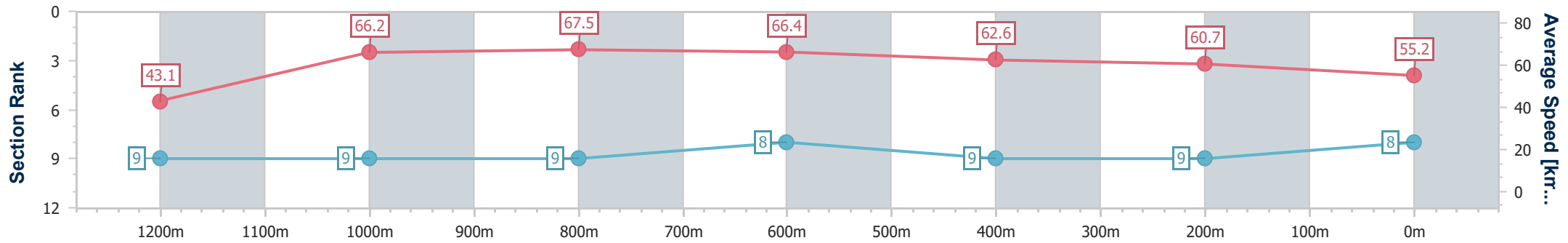
Mackay QLD Professional
 Race 9: RACING AGAIN TUESDAY 26TH NOVEMBER RATINGS
 BAND 0 - 65 Handicap - 1300m



14 November 2024 - 17:23

Track Rating: Good 4, Weather: Fine, Rail Position: True

Section	Overall	1200m	1000m	800m	600m	400m	200m
Section Times	1:17.33 [8] (0:08.37)	1:08.96 [9] (0:10.93)	0:58.03 [9] (0:10.70)	0:47.33 [9] (0:10.83)	0:36.50 [8] (0:11.57)	0:24.93 [9] (0:11.90)	0:13.03 [9] (0:13.03)
Average Speed [km/h]	43.1	66.2	67.5	66.4	62.6	60.7	55.2
Top Speed [km/h]	62.0	69.7	70.8	68.8	64.2	61.9	59.2
Avg. Dist. to Rail [m]	10.1	1.4	1.2	1.0	0.5	3.2	4.3
Avg. Stride Freq. [Hz]	2.0	2.4	2.4	2.4	2.4	2.3	2.2
Avg. Stride Length [m]	5.8	7.7	7.7	7.7	7.4	7.2	6.9



- [] Ranking at each section and finish
- .-.- No data available at this section
- NA No data available



Horse/Jockey Name	Chilli Palmer
Final Rank	9
Fastest Section Time (Section)	0:07.73 (Overall)
Top Speed [km/h] (Section)	70.6 (1200m)
Race State	Finished



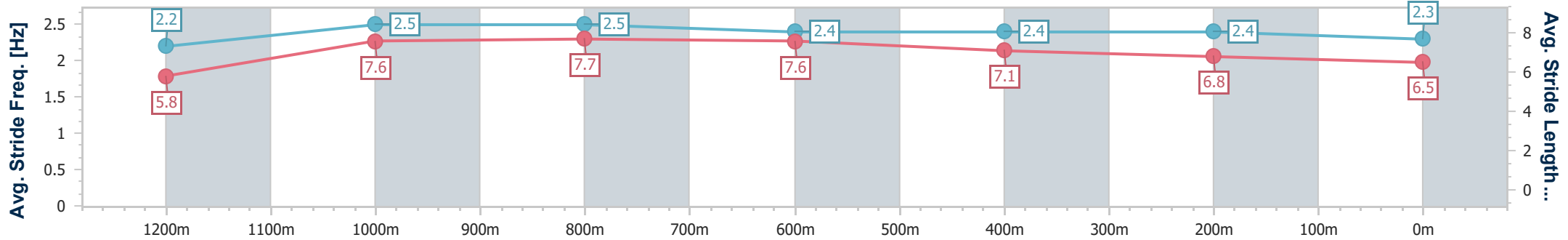
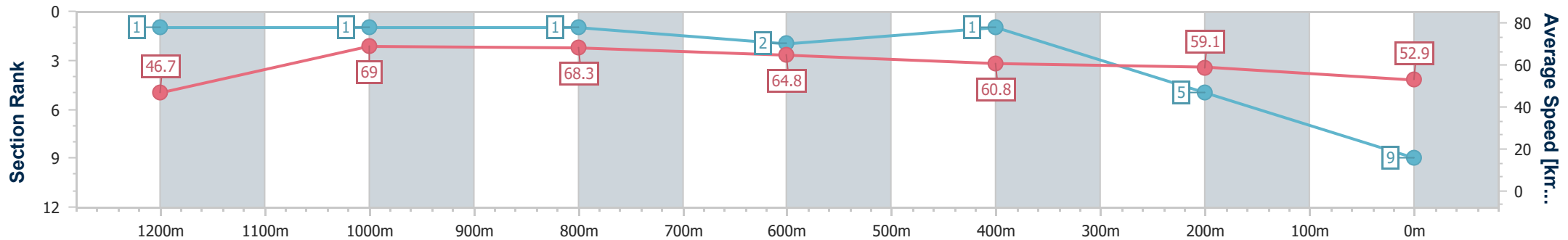
Mackay QLD Professional
 Race 9: RACING AGAIN TUESDAY 26TH NOVEMBER RATINGS
 BAND 0 - 65 Handicap - 1300m



14 November 2024 - 17:23

Track Rating: Good 4, Weather: Fine, Rail Position: True

Section	Overall	1200m	1000m	800m	600m	400m	200m
Section Times	1:17.43 [9] (0:07.73)	1:09.70 [1] (0:10.46)	0:59.24 [1] (0:10.54)	0:48.70 [1] (0:11.18)	0:37.52 [2] (0:11.76)	0:25.76 [1] (0:12.15)	0:13.61 [5] (0:13.61)
Average Speed [km/h]	46.7	69.0	68.3	64.8	60.8	59.1	52.9
Top Speed [km/h]	64.6	70.6	70.4	66.6	62.3	61.8	56.7
Avg. Dist. to Rail [m]	6.4	1.9	1.3	1.6	0.9	1.0	0.6
Avg. Stride Freq. [Hz]	2.2	2.5	2.5	2.4	2.4	2.4	2.3
Avg. Stride Length [m]	5.8	7.6	7.7	7.6	7.1	6.8	6.5



- [] Ranking at each section and finish
- .-.- No data available at this section
- NA No data available