

Track Rating: Heavy 8, Weather: Overcast, Rail Position: True

Section		Overall	600m	400m	200m	Last 600m					
Field Times		0:48.04 (0:13.67)	0:34.37 (0:10.77)	0:23.60 (0:11.30)	0:12.30 (0:12.30)	0:34.37					
Rank	TAB Horse/Jockey	Barrier	Top Speed [km/h]	Fastest Section	Margin			Distance Travelled [m]			
1	10 ALBION SQUARE Madeleine Wishart	4	68.2 600m	0:10.82 600m	0:48.04 [1] (0:13.75)	0:34.29 [2] (0:10.82)	0:23.47 [3] (0:11.39)	0:12.08 [3] (0:12.08)	0:48.04	0:34.29	
2	4 UPSTART LEGEND Dylan Bennett	2	68.1 600m	0:10.86 600m	0:48.05 [2] (0:13.93)	0:34.12 [4] (0:10.86)	0:23.26 [4] (0:11.34)	0:11.92 [4] (0:11.92)	0.11L	0:34.12	-3
3	2 DUSAN Jace McMurray	1	69.1 600m	0:10.69 600m	0:48.09 [3] (0:13.75)	0:34.34 [3] (0:10.69)	0:23.65 [1] (0:11.30)	0:12.35 [1] (0:12.35)	0.32L	0:34.34	-7
4	8 RUSSIAN PINS Rob Thorburn	3	68.8 600m	0:10.79 600m	0:48.17 [4] (0:13.67)	0:34.50 [1] (0:10.79)	0:23.71 [2] (0:11.37)	0:12.34 [2] (0:12.34)	0.82L	0:34.50	-4
5	9 SONIC ARROW Amy Graham	6	68.4 600m	0:10.95 600m	0:48.23 [5] (0:14.03)	0:34.20 [6] (0:10.95)	0:23.25 [5] (0:11.26)	0:11.99 [5] (0:11.99)	1.15L	0:34.20	+1
6	7 BEAU'S GIRL Sariah Champkin	5	67.1 600m	0:10.99 600m	0:48.64 [6] (0:14.00)	0:34.64 [5] (0:10.99)	0:23.65 [6] (0:11.74)	0:11.91 [6] (0:11.91)	3.57L	0:34.64	-1

Scratched: Gypsy Tricks (#3), Purosangue (#5), Worthy Essgee (#6), My Name Is (#1)



Horse/Jockey Name	Albion Square
Final Rank	1
Fastest Section Time (Section)	0:10.82 (600m)
Top Speed [km/h] (Section)	68.2 (600m)
Race State	Finished



Ipswich QLD Professional

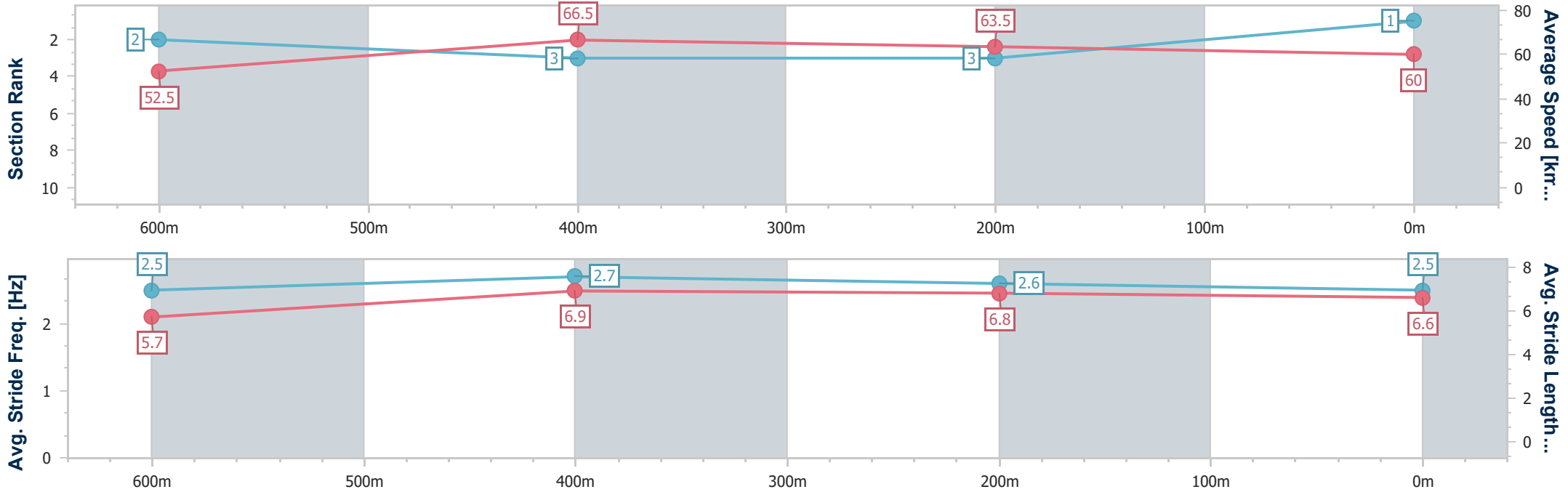
Race 3: MJD & TI TREE Class 3 Handicap - 800m

16 November 2024 - 14:20



Track Rating: Heavy 8, Weather: Overcast, Rail Position: True

Section	Overall	600m	400m	200m
Section Times	0:48.04 [1] (0:13.75)	0:34.29 [2] (0:10.82)	0:23.47 [3] (0:11.39)	0:12.08 [3] (0:12.08)
Average Speed [km/h]	52.5	66.5	63.5	60.0
Top Speed [km/h]	67.6	68.2	65.5	61.7
Avg. Dist. to Rail [m]	7.6	2.6	1.7	2.9
Avg. Stride Freq. [Hz]	2.5	2.7	2.6	2.5
Avg. Stride Length [m]	5.7	6.9	6.8	6.6



- [] Ranking at each section and finish
- .-.- No data available at this section
- NA No data available



Horse/Jockey Name	Upstart Legend
Final Rank	2
Fastest Section Time (Section)	0:10.86 (600m)
Top Speed [km/h] (Section)	68.1 (600m)
Race State	Finished



Ipswich QLD Professional

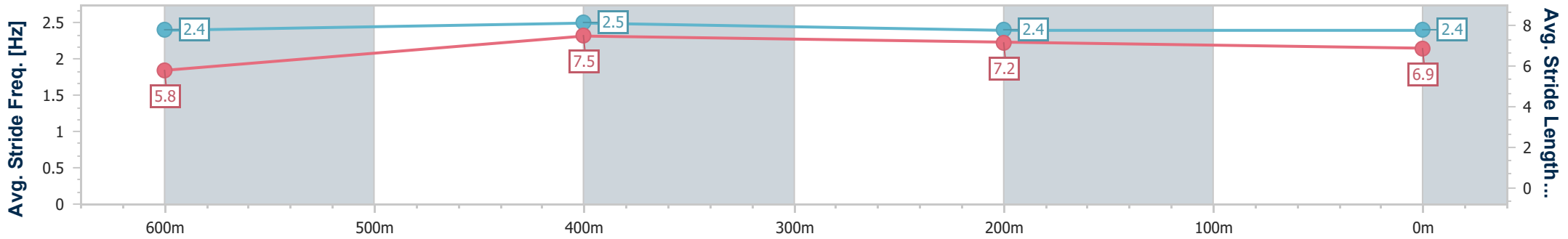
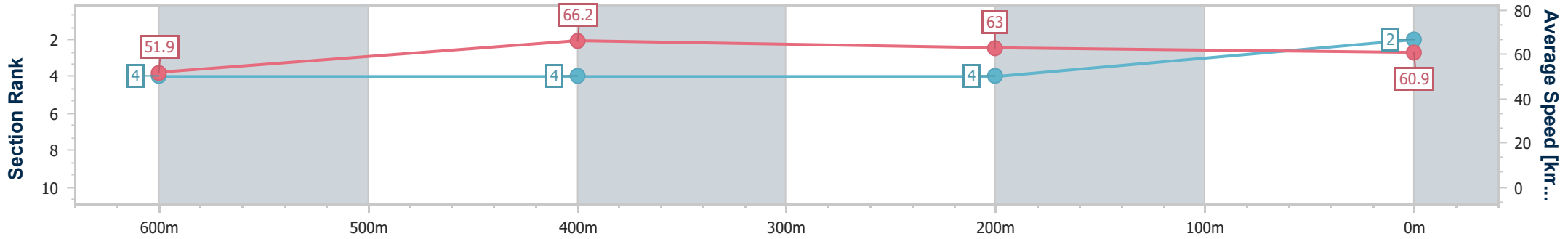
Race 3: MJD & TI TREE Class 3 Handicap - 800m

16 November 2024 - 14:20



Track Rating: Heavy 8, Weather: Overcast, Rail Position: True

Section	Overall	600m	400m	200m
Section Times	0:48.05 [2] (0:13.93)	0:34.12 [4] (0:10.86)	0:23.26 [4] (0:11.34)	0:11.92 [4] (0:11.92)
Average Speed [km/h]	51.9	66.2	63.0	60.9
Top Speed [km/h]	66.6	68.1	63.8	63.1
Avg. Dist. to Rail [m]	6.2	2.2	0.8	1.3
Avg. Stride Freq. [Hz]	2.4	2.5	2.4	2.4
Avg. Stride Length [m]	5.8	7.5	7.2	6.9



- [] Ranking at each section and finish
- .-.-.- No data available at this section
- NA No data available



Horse/Jockey Name	Dusan
Final Rank	3
Fastest Section Time (Section)	0:10.69 (600m)
Top Speed [km/h] (Section)	69.1 (600m)
Race State	Finished



Ipswich QLD Professional

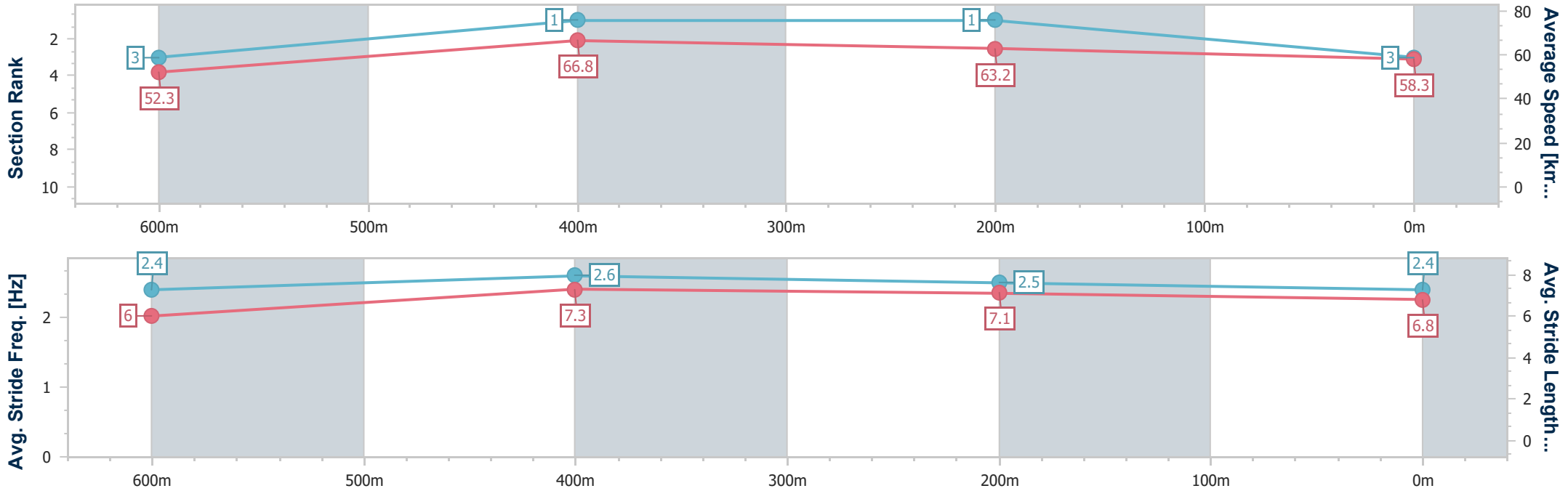
Race 3: MJD & TI TREE Class 3 Handicap - 800m

16 November 2024 - 14:20



Track Rating: Heavy 8, Weather: Overcast, Rail Position: True

Section	Overall	600m	400m	200m
Section Times	0:48.09 [3] (0:13.75)	0:34.34 [3] (0:10.69)	0:23.65 [1] (0:11.30)	0:12.35 [1] (0:12.35)
Average Speed [km/h]	52.3	66.8	63.2	58.3
Top Speed [km/h]	68.8	69.1	65.0	61.3
Avg. Dist. to Rail [m]	4.3	2.1	1.7	0.7
Avg. Stride Freq. [Hz]	2.4	2.6	2.5	2.4
Avg. Stride Length [m]	6.0	7.3	7.1	6.8



- [] Ranking at each section and finish
- .-.- No data available at this section
- NA No data available



Horse/Jockey Name	Russian Pins
Final Rank	4
Fastest Section Time (Section)	0:10.79 (600m)
Top Speed [km/h] (Section)	68.8 (600m)
Race State	Finished



Ipswich QLD Professional

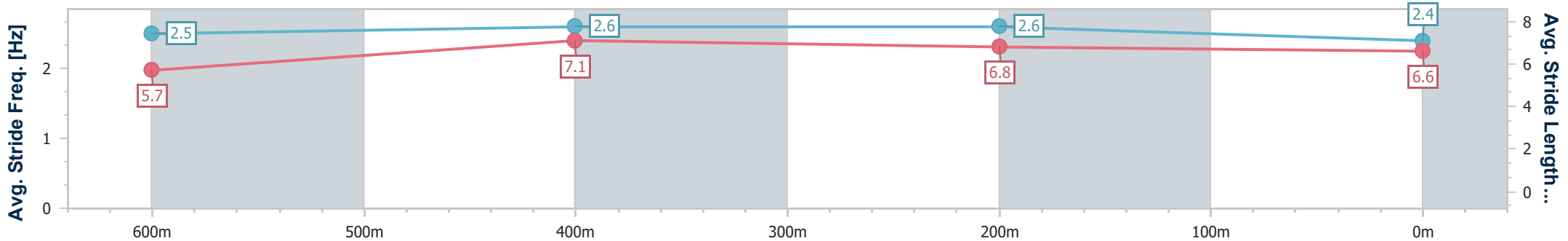
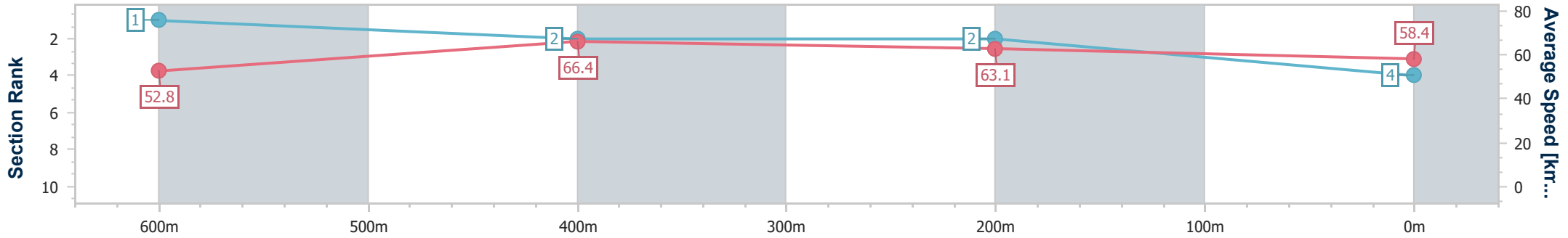
Race 3: MJD & TI TREE Class 3 Handicap - 800m

16 November 2024 - 14:20



Track Rating: Heavy 8, Weather: Overcast, Rail Position: True

Section	Overall	600m	400m	200m
Section Times	0:48.17 [4] (0:13.67)	0:34.50 [1] (0:10.79)	0:23.71 [2] (0:11.37)	0:12.34 [2] (0:12.34)
Average Speed [km/h]	52.8	66.4	63.1	58.4
Top Speed [km/h]	68.8	68.8	65.8	62.1
Avg. Dist. to Rail [m]	6.0	2.0	1.2	1.0
Avg. Stride Freq. [Hz]	2.5	2.6	2.6	2.4
Avg. Stride Length [m]	5.7	7.1	6.8	6.6



- [] Ranking at each section and finish
- .-.- No data available at this section
- NA No data available



Horse/Jockey Name	Sonic Arrow
Final Rank	5
Fastest Section Time (Section)	0:10.95 (600m)
Top Speed [km/h] (Section)	68.4 (600m)
Race State	Finished



Ipswich QLD Professional

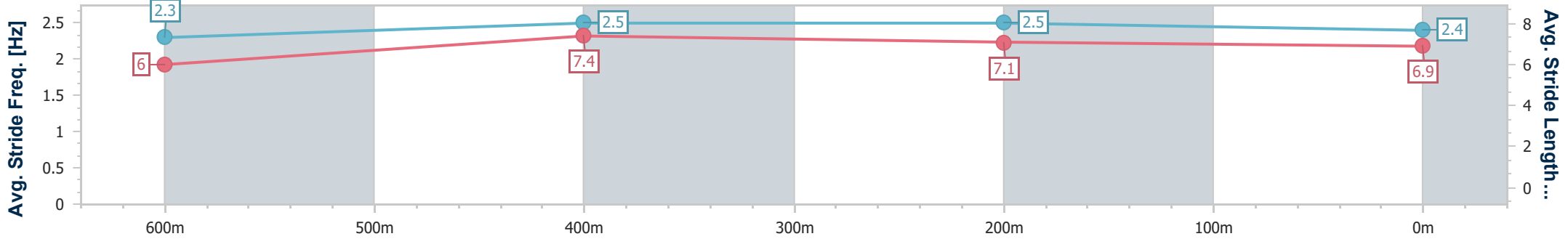
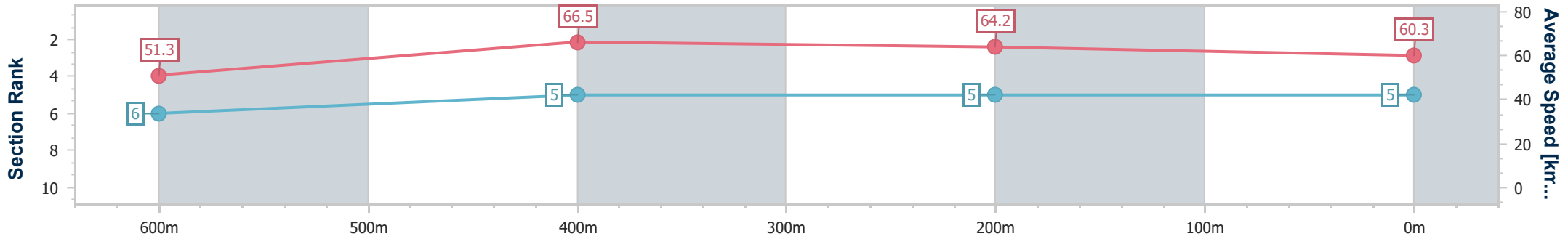
Race 3: MJD & TI TREE Class 3 Handicap - 800m

16 November 2024 - 14:20



Track Rating: Heavy 8, Weather: Overcast, Rail Position: True

Section	Overall	600m	400m	200m
Section Times	0:48.23 [5] (0:14.03)	0:34.20 [6] (0:10.95)	0:23.25 [5] (0:11.26)	0:11.99 [5] (0:11.99)
Average Speed [km/h]	51.3	66.5	64.2	60.3
Top Speed [km/h]	68.4	68.4	65.6	62.5
Avg. Dist. to Rail [m]	10.8	4.5	2.0	2.8
Avg. Stride Freq. [Hz]	2.3	2.5	2.5	2.4
Avg. Stride Length [m]	6.0	7.4	7.1	6.9



- [] Ranking at each section and finish
- .-.- No data available at this section
- NA No data available



Horse/Jockey Name	Beau's Girl
Final Rank	6
Fastest Section Time (Section)	0:10.99 (600m)
Top Speed [km/h] (Section)	67.1 (600m)
Race State	Finished



Ipswich QLD Professional

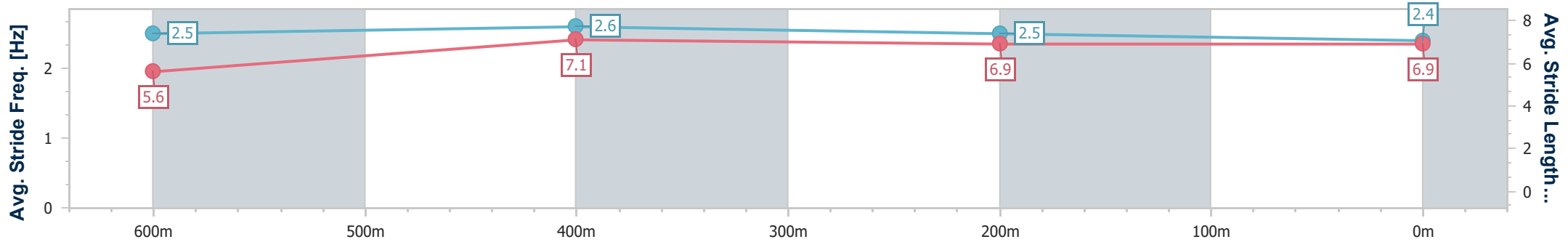
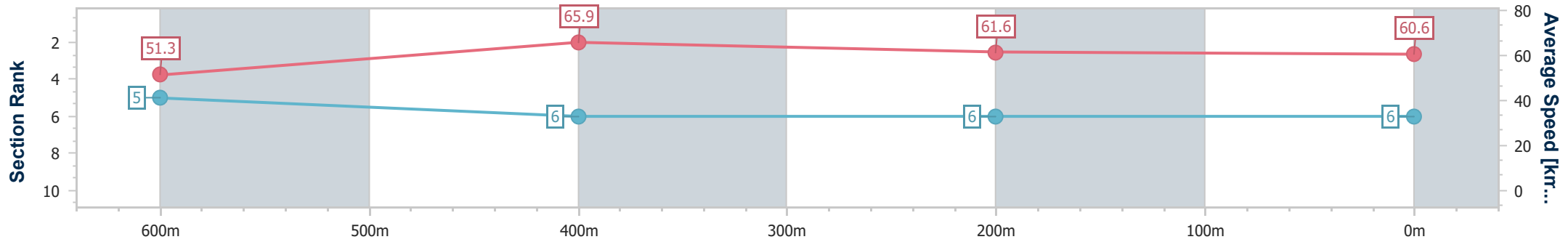
Race 3: MJD & TI TREE Class 3 Handicap - 800m

16 November 2024 - 14:20



Track Rating: Heavy 8, Weather: Overcast, Rail Position: True

Section	Overall	600m	400m	200m
Section Times	0:48.64 [6] (0:14.00)	0:34.64 [5] (0:10.99)	0:23.65 [6] (0:11.74)	0:11.91 [6] (0:11.91)
Average Speed [km/h]	51.3	65.9	61.6	60.6
Top Speed [km/h]	66.8	67.1	63.5	61.8
Avg. Dist. to Rail [m]	8.9	3.4	2.2	4.9
Avg. Stride Freq. [Hz]	2.5	2.6	2.5	2.4
Avg. Stride Length [m]	5.6	7.1	6.9	6.9



- [] Ranking at each section and finish
- .-.- No data available at this section
- NA No data available