



Ipswich QLD Professional

Race 4: BEC FEED SOLUTIONS CLASSIC Class 4 Handicap - 1666m

16 November 2024 - 15:16



Track Rating: Soft 7, Weather: Overcast, Rail Position: True

Section		Overall	1400m	1200m	1000m	800m	600m	400m	Last 600m					
Field Times		1:45.56 (0:16.45)	1:29.11 (0:12.59)	1:16.52 (0:13.30)	1:03.22 (0:13.40)	0:49.82 (0:12.34)	0:37.48 (0:12.08)	0:25.40 (0:12.21)	0:37.48					
Rank	TAB Horse/Jockey	Barrier	Top Speed [km/h]	Fastest Section										Distance Travelled [m]
1	4 MILLWARD Jace McMurray	9	61.2 Overall	0:12.08 600m	1:45.56 [1] (0:16.45)	1:29.11 [1] (0:12.59)	1:16.52 [1] (0:13.30)	1:03.22 [1] (0:13.40)	0:49.82 [1] (0:12.34)	0:37.48 [1] (0:12.08)	0:25.40 [1] (0:12.21)	0:37.48		
2	7 TWISTED MISTRESS Jason Taylor	3	61.1 800m	0:12.11 200m	1:45.56 [2] (0:17.10)	1:28.46 [6] (0:12.72)	1:15.74 [7] (0:13.26)	1:02.48 [7] (0:13.33)	0:49.15 [7] (0:12.28)	0:36.87 [5] (0:12.29)	0:24.58 [5] (0:12.47)	0:36.87	-1	
3	1 AICHI ICON Micheal Hellyer	7	60.6 Overall	0:12.25 600m	1:45.73 [3] (0:16.57)	1:29.16 [2] (0:12.60)	1:16.56 [2] (0:13.28)	1:03.28 [2] (0:13.32)	0:49.96 [2] (0:12.32)	0:37.64 [2] (0:12.25)	0:25.39 [2] (0:12.50)	0:37.64	+3	
4	10 ZEPHYRZ ZOOM Madeleine Wishart	6	60.4 800m	0:12.19 600m	1:45.81 [4] (0:16.78)	1:29.03 [4] (0:12.64)	1:16.39 [4] (0:13.26)	1:03.13 [3] (0:13.40)	0:49.73 [3] (0:12.33)	0:37.40 [3] (0:12.19)	0:25.21 [3] (0:12.39)	0:37.40	-1	
5	5 CHAYSE 'N' ADAM Yvette Lewis	2	61.9 800m	0:12.28 600m	1:46.06 [5] (0:17.28)	1:28.78 [8] (0:12.57)	1:16.21 [8] (0:13.41)	1:02.80 [8] (0:13.41)	0:49.39 [8] (0:12.34)	0:37.05 [8] (0:12.28)	0:24.77 [8] (0:12.32)	0:37.05	+6	
6	2 ADELAD Kirk Matheson	8	62.0 Overall	0:12.30 600m	1:46.16 [6] (0:16.75)	1:29.41 [3] (0:12.65)	1:16.76 [3] (0:13.32)	1:03.44 [4] (0:13.39)	0:50.05 [4] (0:12.35)	0:37.70 [4] (0:12.30)	0:25.40 [4] (0:12.65)	0:37.70	+4	
7	3 CAPITAN DE SEDA Dylan Bennett	1	61.0 600m	0:12.09 600m	1:46.25 [7] (0:17.76)	1:28.49 [9] (0:12.44)	1:16.05 [9] (0:13.33)	1:02.72 [9] (0:13.42)	0:49.30 [9] (0:12.50)	0:36.80 [9] (0:12.09)	0:24.71 [9] (0:12.47)	0:36.80	+7	
8	8 NEW WORLD TAPESTRY Sean Cormack	4	60.8 Overall	0:12.35 800m	1:46.38 [8] (0:16.89)	1:29.49 [5] (0:12.80)	1:16.69 [5] (0:13.26)	1:03.43 [5] (0:13.40)	0:50.03 [5] (0:12.35)	0:37.68 [6] (0:12.51)	0:25.17 [7] (0:12.54)	0:37.68	+2	
9	11 WORLD ATLAS Luke Miller	5	61.1 800m	0:12.30 600m	1:46.60 [9] (0:17.25)	1:29.35 [7] (0:12.55)	1:16.80 [6] (0:13.16)	1:03.64 [6] (0:13.41)	0:50.23 [6] (0:12.34)	0:37.89 [7] (0:12.30)	0:25.59 [6] (0:12.72)	0:37.89	+8	

Scratched: Draft Day (#6), Chance With Wolves (#9)

[] Ranking at each section and finish
 -:-:- No data available at this section
 NA No data available

SCN Saddle cloth number
 DNF Did not finish
 DNT Did not track



Ipswich QLD Professional
Race 4: BEC FEED SOLUTIONS CLASSIC Class 4 Handicap - 1666m
 16 November 2024 - 15:16



Track Rating: Soft 7, Weather: Overcast, Rail Position: True

Section				200m				Last 600m	
Field Times				0:13.19 (0:13.19)				0:37.48	
Rank	TAB	Horse/Jockey	Barrier	Top Speed [km/h]	Fastest Section	Margin			Distance Travelled [m]
1	4	MILLWARD Jace McMurray	9	61.2 Overall	0:12.08 600m	0:13.19 [1] (0:13.19)	1:45.56		0:37.48
2	7	TWISTED MISTRESS Jason Taylor	3	61.1 800m	0:12.11 200m	0:12.11 [5] (0:12.11)	0.03L		0:36.87 -1
3	1	AICHI ICON Micheal Hellyer	7	60.6 Overall	0:12.25 600m	0:12.89 [2] (0:12.89)	1.02L		0:37.64 +3
4	10	ZEPHYRZ ZOOM Madeleine Wishart	6	60.4 800m	0:12.19 600m	0:12.82 [3] (0:12.82)	1.51L		0:37.40 -1
5	5	CHAYSE 'N' ADAM Yvette Lewis	2	61.9 800m	0:12.28 600m	0:12.45 [6] (0:12.45)	2.97L		0:37.05 +6
6	2	ADELAD Kirk Matheson	8	62.0 Overall	0:12.30 600m	0:12.75 [4] (0:12.75)	3.57L		0:37.70 +4
7	3	CAPITAN DE SEDA Dylan Bennett	1	61.0 600m	0:12.09 600m	0:12.24 [9] (0:12.24)	4.09L		0:36.80 +7
8	8	NEW WORLD TAPESTRY Sean Cormack	4	60.8 Overall	0:12.35 800m	0:12.63 [8] (0:12.63)	4.84L		0:37.68 +2
9	11	WORLD ATLAS Luke Miller	5	61.1 800m	0:12.30 600m	0:12.87 [7] (0:12.87)	6.12L		0:37.89 +8

Scratched: Draft Day (#6), Chance With Wolves (#9)

[] Ranking at each section and finish
 -:-:- No data available at this section
 NA No data available

SCN Saddle cloth number
 DNF Did not finish
 DNT Did not track



Horse/Jockey Name	Millward
Final Rank	1
Fastest Section Time (Section)	0:12.08 (600m)
Top Speed [km/h] (Section)	61.2 (Overall)
Race State	Finished



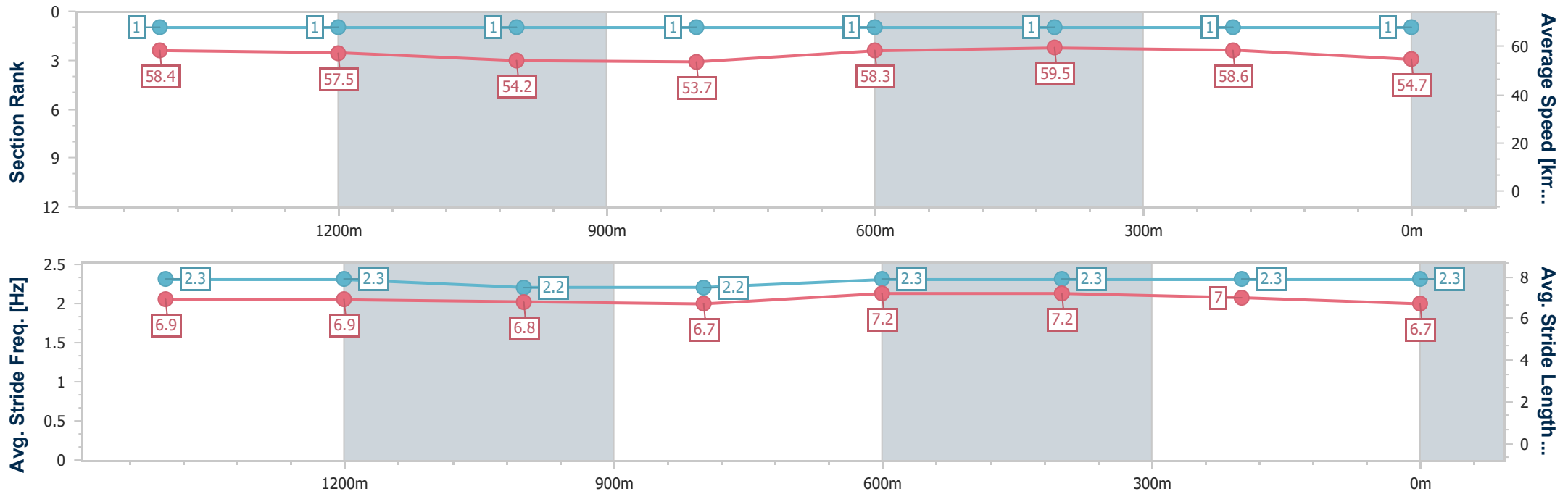
Ipswich QLD Professional
Race 4: BEC FEED SOLUTIONS CLASSIC Class 4 Handicap - 1666m



16 November 2024 - 15:16

Track Rating: Soft 7, Weather: Overcast, Rail Position: True

Section	Overall	1400m	1200m	1000m	800m	600m	400m	200m					
Section Times	1:45.56 [1] (0:16.45)	1:29.11 [1] (0:12.59)	1:16.52 [1] (0:13.30)	1:03.22 [1] (0:13.40)	0:49.82 [1] (0:12.34)	0:37.48 [1] (0:12.08)	0:25.40 [1] (0:12.21)	0:13.19 [1] (0:13.19)					
Average Speed [km/h]	58.4	57.5	54.2	53.7	58.3	59.5	58.6	54.7					
Top Speed [km/h]	61.2	61.1	54.9	55.2	59.2	60.2	59.9	57.0					
Avg. Dist. to Rail [m]	10.3	1.4	0.2	0.3	0.3	0.7	0.9	0.4					
Avg. Stride Freq. [Hz]	2.3	2.3	2.2	2.2	2.3	2.3	2.3	2.3					
Avg. Stride Length [m]	6.9	6.9	6.8	6.7	7.2	7.2	7.0	6.7					



- [] Ranking at each section and finish
- .-.- No data available at this section
- NA No data available



Horse/Jockey Name	Twisted Mistress
Final Rank	2
Fastest Section Time (Section)	0:12.11 (200m)
Top Speed [km/h] (Section)	61.1 (800m)
Race State	Finished



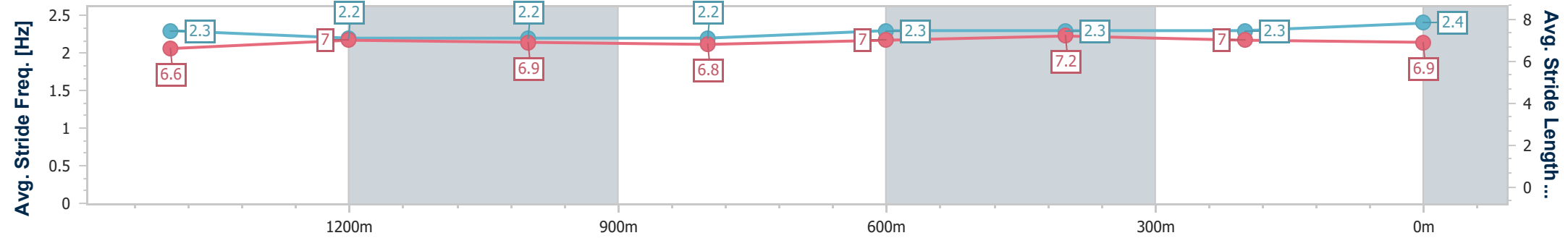
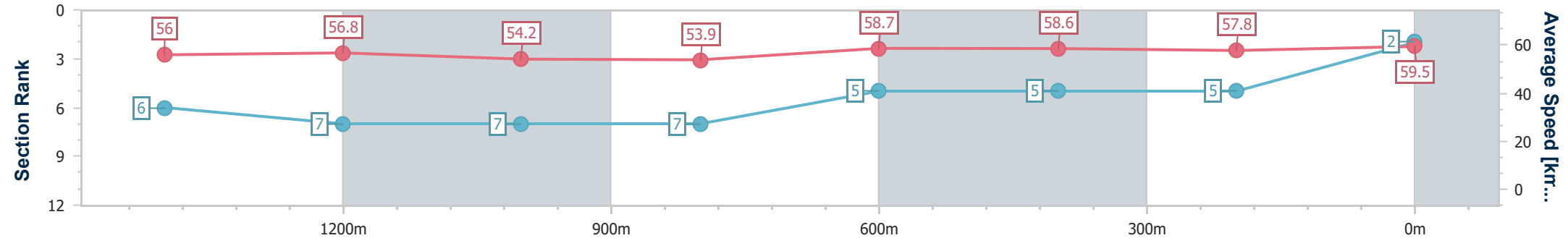
Ipswich QLD Professional
Race 4: BEC FEED SOLUTIONS CLASSIC Class 4 Handicap - 1666m



16 November 2024 - 15:16

Track Rating: Soft 7, Weather: Overcast, Rail Position: True

Section	Overall	1400m	1200m	1000m	800m	600m	400m	200m					
Section Times	1:45.56 [2] (0:17.10)	1:28.46 [6] (0:12.72)	1:15.74 [7] (0:13.26)	1:02.48 [7] (0:13.33)	0:49.15 [7] (0:12.28)	0:36.87 [5] (0:12.29)	0:24.58 [5] (0:12.47)	0:12.11 [5] (0:12.11)					
Average Speed [km/h]	56.0	56.8	54.2	53.9	58.7	58.6	57.8	59.5					
Top Speed [km/h]	59.4	58.9	55.4	55.3	61.1	58.8	59.9	59.8					
Avg. Dist. to Rail [m]	5.0	0.3	0.2	0.2	0.2	0.3	2.0	4.7					
Avg. Stride Freq. [Hz]	2.3	2.2	2.2	2.2	2.3	2.3	2.3	2.4					
Avg. Stride Length [m]	6.6	7.0	6.9	6.8	7.0	7.2	7.0	6.9					



- [] Ranking at each section and finish
- .-.- No data available at this section
- NA No data available



Horse/Jockey Name	Aichi Icon
Final Rank	3
Fastest Section Time (Section)	0:12.25 (600m)
Top Speed [km/h] (Section)	60.6 (Overall)
Race State	Finished



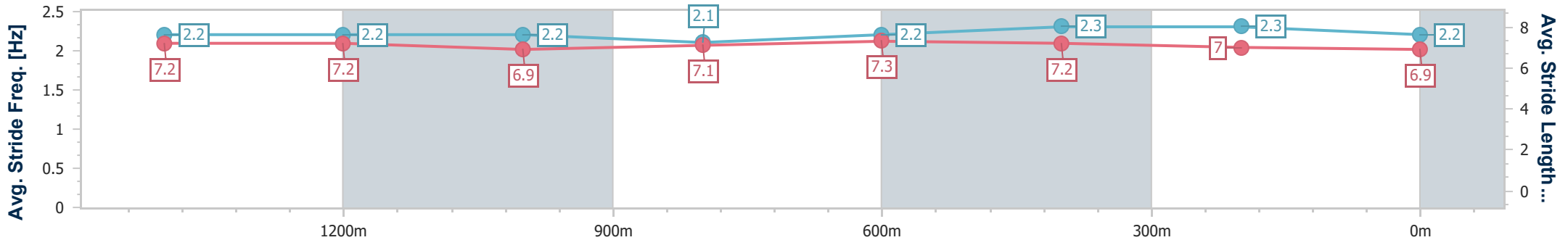
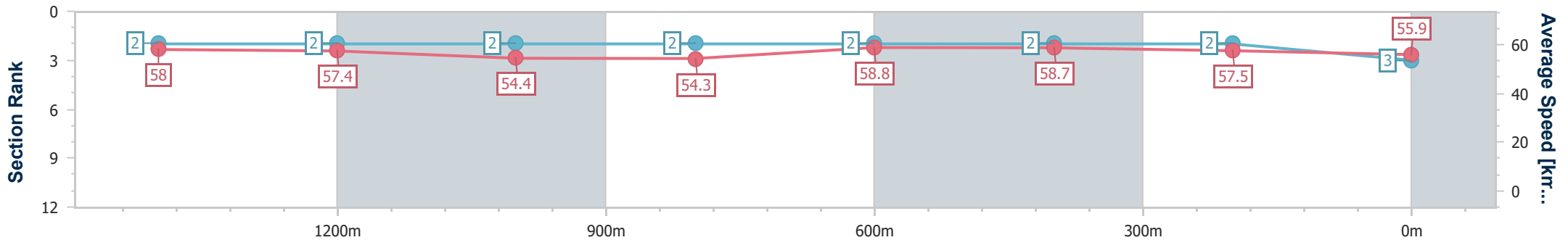
Ipswich QLD Professional
Race 4: BEC FEED SOLUTIONS CLASSIC Class 4 Handicap - 1666m



16 November 2024 - 15:16

Track Rating: Soft 7, Weather: Overcast, Rail Position: True

Section	Overall	1400m	1200m	1000m	800m	600m	400m	200m					
Section Times	1:45.73 [3] (0:16.57)	1:29.16 [2] (0:12.60)	1:16.56 [2] (0:13.28)	1:03.28 [2] (0:13.32)	0:49.96 [2] (0:12.32)	0:37.64 [2] (0:12.25)	0:25.39 [2] (0:12.50)	0:12.89 [2] (0:12.89)					
Average Speed [km/h]	58.0	57.4	54.4	54.3	58.8	58.7	57.5	55.9					
Top Speed [km/h]	60.6	59.1	55.8	56.6	59.3	59.7	58.7	56.6					
Avg. Dist. to Rail [m]	7.0	1.1	1.2	1.3	1.0	0.6	0.4	0.8					
Avg. Stride Freq. [Hz]	2.2	2.2	2.2	2.1	2.2	2.3	2.3	2.2					
Avg. Stride Length [m]	7.2	7.2	6.9	7.1	7.3	7.2	7.0	6.9					



- [] Ranking at each section and finish
- .-.- No data available at this section
- NA No data available



Horse/Jockey Name	Zephyrz Zoom
Final Rank	4
Fastest Section Time (Section)	0:12.19 (600m)
Top Speed [km/h] (Section)	60.4 (800m)
Race State	Finished



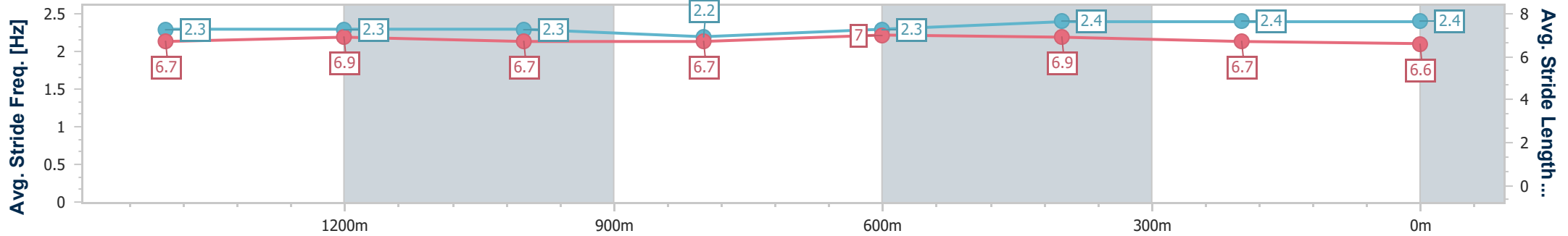
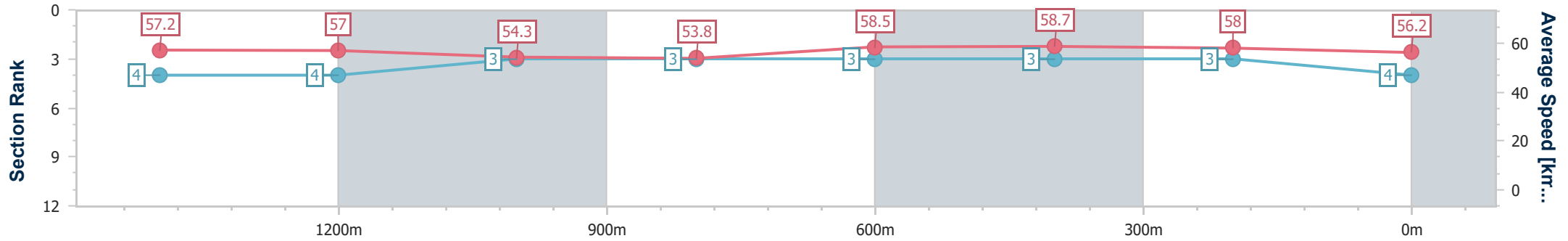
Ipswich QLD Professional
Race 4: BEC FEED SOLUTIONS CLASSIC Class 4 Handicap - 1666m



16 November 2024 - 15:16

Track Rating: Soft 7, Weather: Overcast, Rail Position: True

Section	Overall	1400m	1200m	1000m	800m	600m	400m	200m					
Section Times	1:45.81 [4] (0:16.78)	1:29.03 [4] (0:12.64)	1:16.39 [4] (0:13.26)	1:03.13 [3] (0:13.40)	0:49.73 [3] (0:12.33)	0:37.40 [3] (0:12.19)	0:25.21 [3] (0:12.39)	0:12.82 [3] (0:12.82)					
Average Speed [km/h]	57.2	57.0	54.3	53.8	58.5	58.7	58.0	56.2					
Top Speed [km/h]	59.2	58.7	55.6	55.0	60.4	59.6	58.9	57.5					
Avg. Dist. to Rail [m]	5.7	0.2	0.3	0.3	0.2	0.6	1.0	2.4					
Avg. Stride Freq. [Hz]	2.3	2.3	2.3	2.2	2.3	2.4	2.4	2.4					
Avg. Stride Length [m]	6.7	6.9	6.7	6.7	7.0	6.9	6.7	6.6					



- [] Ranking at each section and finish
- .-.- No data available at this section
- NA No data available



Horse/Jockey Name	Chayse 'N' Adam
Final Rank	5
Fastest Section Time (Section)	0:12.28 (600m)
Top Speed [km/h] (Section)	61.9 (800m)
Race State	Finished



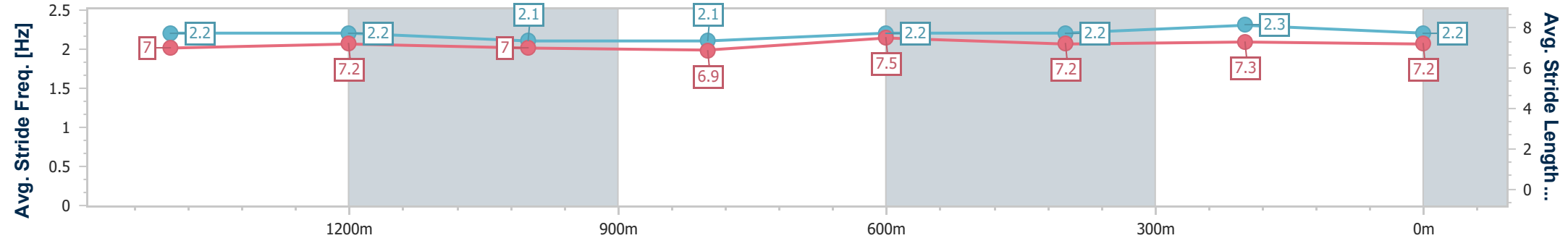
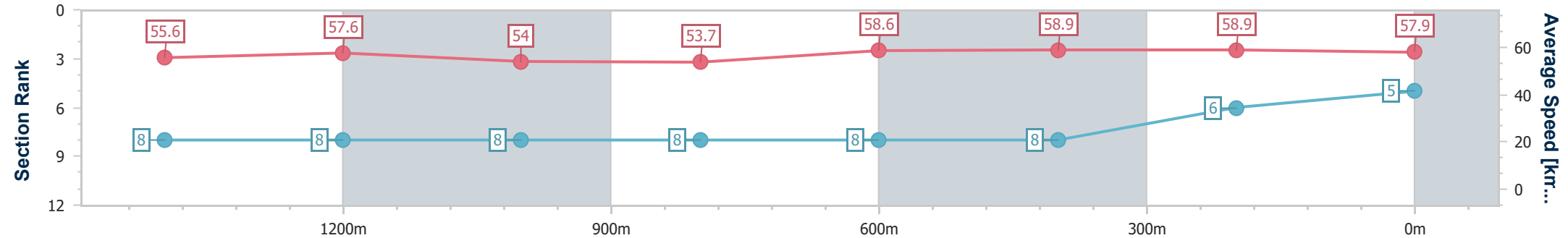
Ipswich QLD Professional
Race 4: BEC FEED SOLUTIONS CLASSIC Class 4 Handicap - 1666m



16 November 2024 - 15:16

Track Rating: Soft 7, Weather: Overcast, Rail Position: True

Section	Overall	1400m	1200m	1000m	800m	600m	400m	200m					
Section Times	1:46.06 [5] (0:17.28)	1:28.78 [8] (0:12.57)	1:16.21 [8] (0:13.41)	1:02.80 [8] (0:13.41)	0:49.39 [8] (0:12.34)	0:37.05 [8] (0:12.28)	0:24.77 [8] (0:12.32)	0:12.45 [6] (0:12.45)					
Average Speed [km/h]	55.6	57.6	54.0	53.7	58.6	58.9	58.9	57.9					
Top Speed [km/h]	61.4	61.2	55.7	56.0	61.9	61.8	59.7	59.6					
Avg. Dist. to Rail [m]	4.4	1.9	1.3	0.9	0.3	1.3	4.0	6.9					
Avg. Stride Freq. [Hz]	2.2	2.2	2.1	2.1	2.2	2.2	2.3	2.2					
Avg. Stride Length [m]	7.0	7.2	7.0	6.9	7.5	7.2	7.3	7.2					



- [] Ranking at each section and finish
- .-.- No data available at this section
- NA No data available



Horse/Jockey Name	Adelad
Final Rank	6
Fastest Section Time (Section)	0:12.30 (600m)
Top Speed [km/h] (Section)	62.0 (Overall)
Race State	Finished



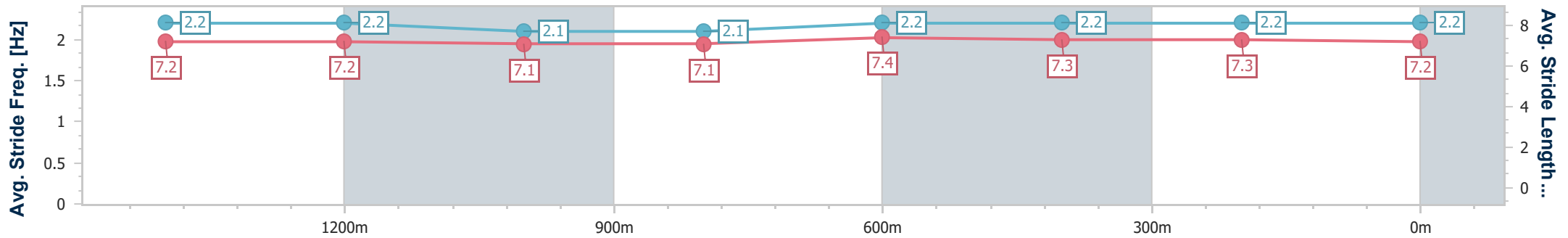
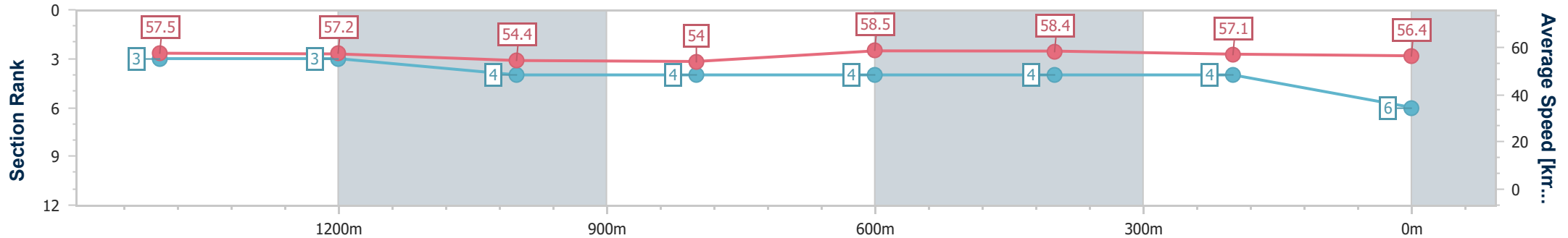
Ipswich QLD Professional
Race 4: BEC FEED SOLUTIONS CLASSIC Class 4 Handicap - 1666m



16 November 2024 - 15:16

Track Rating: Soft 7, Weather: Overcast, Rail Position: True

Section	Overall	1400m	1200m	1000m	800m	600m	400m	200m					
Section Times	1:46.16 [6] (0:16.75)	1:29.41 [3] (0:12.65)	1:16.76 [3] (0:13.32)	1:03.44 [4] (0:13.39)	0:50.05 [4] (0:12.35)	0:37.70 [4] (0:12.30)	0:25.40 [4] (0:12.65)	0:12.75 [4] (0:12.75)					
Average Speed [km/h]	57.5	57.2	54.4	54.0	58.5	58.4	57.1	56.4					
Top Speed [km/h]	62.0	60.2	55.8	55.3	60.1	59.5	59.1	58.1					
Avg. Dist. to Rail [m]	7.3	1.6	1.3	1.4	0.5	0.4	1.5	3.4					
Avg. Stride Freq. [Hz]	2.2	2.2	2.1	2.1	2.2	2.2	2.2	2.2					
Avg. Stride Length [m]	7.2	7.2	7.1	7.1	7.4	7.3	7.3	7.2					



- [] Ranking at each section and finish
- .-.- No data available at this section
- NA No data available



Horse/Jockey Name	Capitan De Seda
Final Rank	7
Fastest Section Time (Section)	0:12.09 (600m)
Top Speed [km/h] (Section)	61.0 (600m)
Race State	Finished



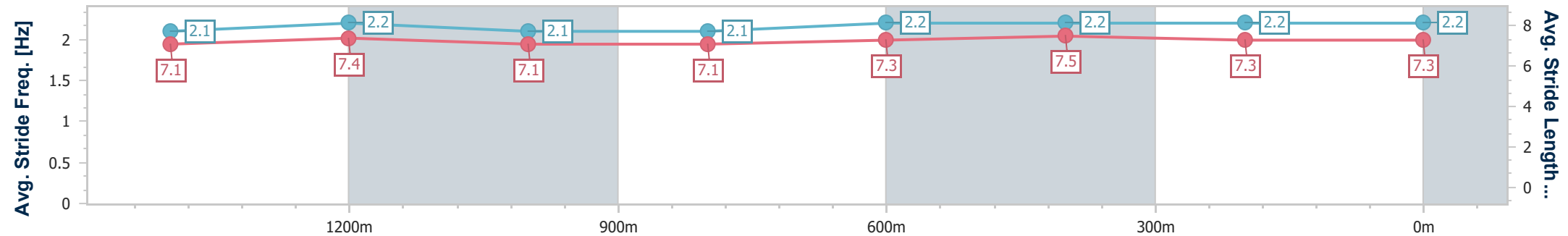
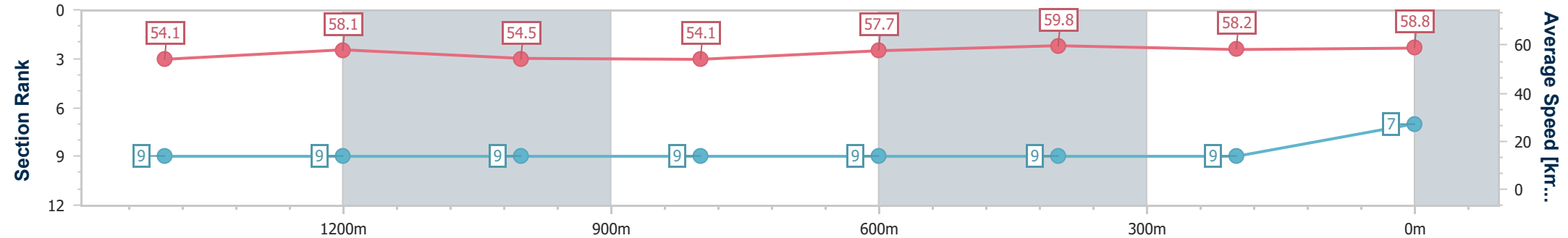
Ipswich QLD Professional
Race 4: BEC FEED SOLUTIONS CLASSIC Class 4 Handicap - 1666m



16 November 2024 - 15:16

Track Rating: Soft 7, Weather: Overcast, Rail Position: True

Section	Overall	1400m	1200m	1000m	800m	600m	400m	200m					
Section Times	1:46.25 [7] (0:17.76)	1:28.49 [9] (0:12.44)	1:16.05 [9] (0:13.33)	1:02.72 [9] (0:13.42)	0:49.30 [9] (0:12.50)	0:36.80 [9] (0:12.09)	0:24.71 [9] (0:12.47)	0:12.24 [9] (0:12.24)					
Average Speed [km/h]	54.1	58.1	54.5	54.1	57.7	59.8	58.2	58.8					
Top Speed [km/h]	58.4	59.6	56.1	55.1	60.7	61.0	59.8	59.6					
Avg. Dist. to Rail [m]	3.9	1.8	1.8	1.8	0.9	1.2	3.8	7.6					
Avg. Stride Freq. [Hz]	2.1	2.2	2.1	2.1	2.2	2.2	2.2	2.2					
Avg. Stride Length [m]	7.1	7.4	7.1	7.1	7.3	7.5	7.3	7.3					



- [] Ranking at each section and finish
- .-.- No data available at this section
- NA No data available



Horse/Jockey Name	New World Tapestry
Final Rank	8
Fastest Section Time (Section)	0:12.35 (800m)
Top Speed [km/h] (Section)	60.8 (Overall)
Race State	Finished



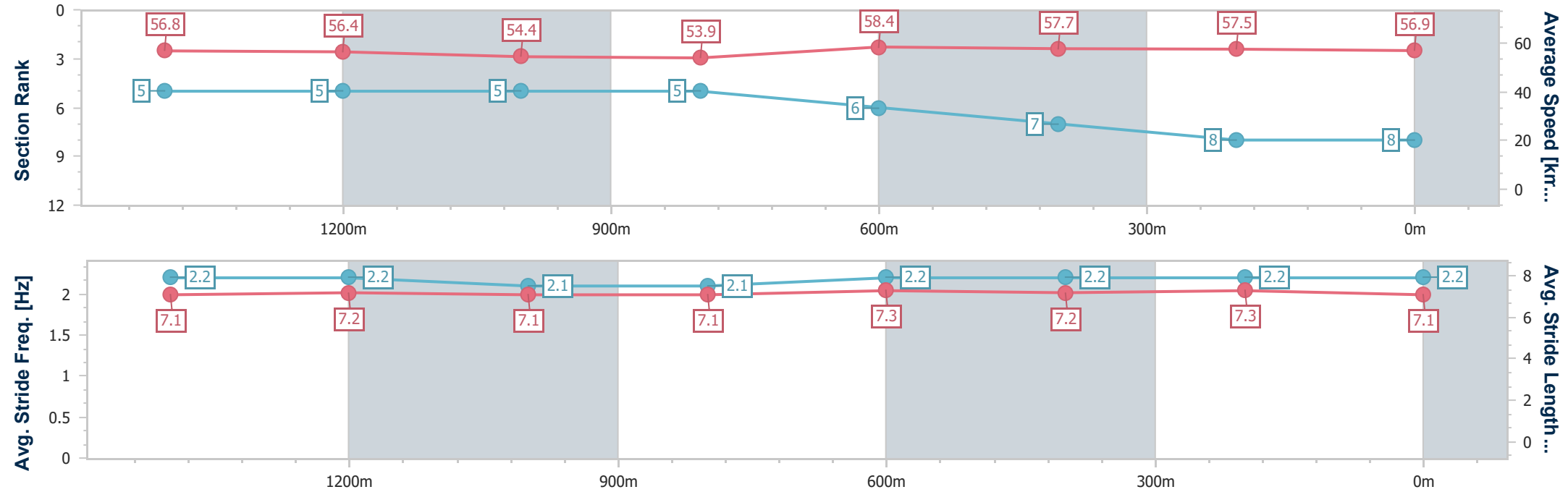
Ipswich QLD Professional
Race 4: BEC FEED SOLUTIONS CLASSIC Class 4 Handicap - 1666m



16 November 2024 - 15:16

Track Rating: Soft 7, Weather: Overcast, Rail Position: True

Section	Overall	1400m	1200m	1000m	800m	600m	400m	200m					
Section Times	1:46.38 [8] (0:16.89)	1:29.49 [5] (0:12.80)	1:16.69 [5] (0:13.26)	1:03.43 [5] (0:13.40)	0:50.03 [5] (0:12.35)	0:37.68 [6] (0:12.51)	0:25.17 [7] (0:12.54)	0:12.63 [8] (0:12.63)					
Average Speed [km/h]	56.8	56.4	54.4	53.9	58.4	57.7	57.5	56.9					
Top Speed [km/h]	60.8	59.2	56.1	55.3	60.3	59.5	58.3	58.3					
Avg. Dist. to Rail [m]	5.2	0.7	0.8	0.9	0.4	0.6	0.9	2.2					
Avg. Stride Freq. [Hz]	2.2	2.2	2.1	2.1	2.2	2.2	2.2	2.2					
Avg. Stride Length [m]	7.1	7.2	7.1	7.1	7.3	7.2	7.3	7.1					



- [] Ranking at each section and finish
- .-.- No data available at this section
- NA No data available



Horse/Jockey Name	World Atlas
Final Rank	9
Fastest Section Time (Section)	0:12.30 (600m)
Top Speed [km/h] (Section)	61.1 (800m)
Race State	Finished



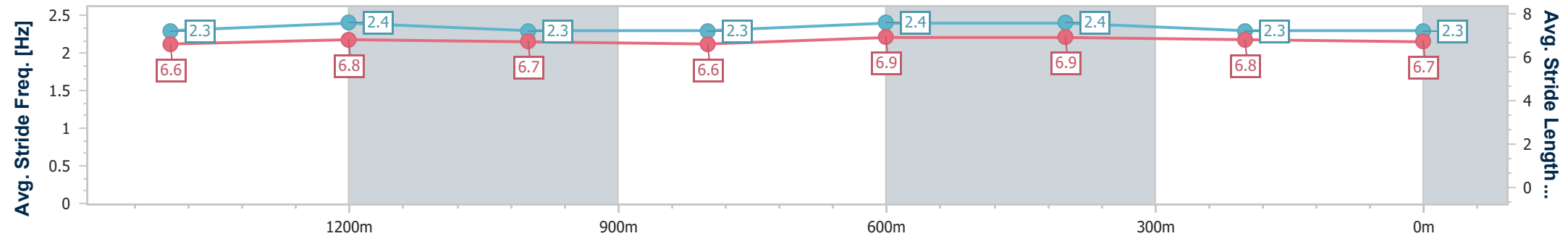
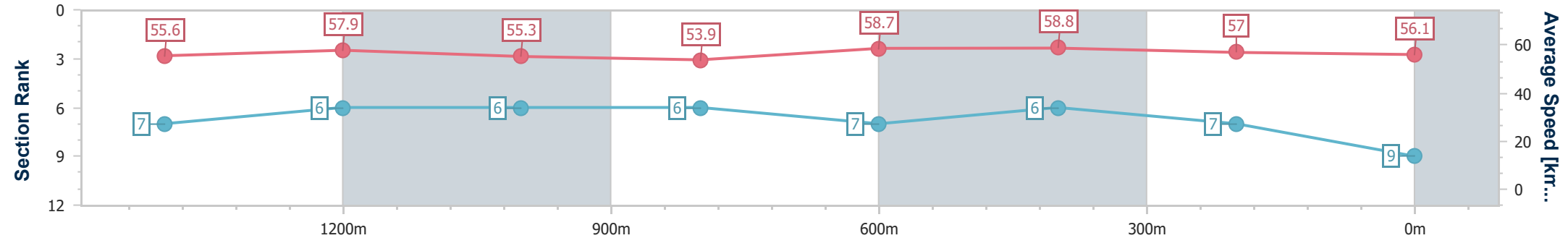
Ipswich QLD Professional
Race 4: BEC FEED SOLUTIONS CLASSIC Class 4 Handicap - 1666m



16 November 2024 - 15:16

Track Rating: Soft 7, Weather: Overcast, Rail Position: True

Section	Overall	1400m	1200m	1000m	800m	600m	400m	200m					
Section Times	1:46.60 [9] (0:17.25)	1:29.35 [7] (0:12.55)	1:16.80 [6] (0:13.16)	1:03.64 [6] (0:13.41)	0:50.23 [6] (0:12.34)	0:37.89 [7] (0:12.30)	0:25.59 [6] (0:12.72)	0:12.87 [7] (0:12.87)					
Average Speed [km/h]	55.6	57.9	55.3	53.9	58.7	58.8	57.0	56.1					
Top Speed [km/h]	60.3	60.7	56.7	55.3	61.1	60.3	58.4	57.0					
Avg. Dist. to Rail [m]	6.8	2.2	2.3	1.8	1.5	1.5	3.0	5.9					
Avg. Stride Freq. [Hz]	2.3	2.4	2.3	2.3	2.4	2.4	2.3	2.3					
Avg. Stride Length [m]	6.6	6.8	6.7	6.6	6.9	6.9	6.8	6.7					



- [] Ranking at each section and finish
- .-.- No data available at this section
- NA No data available