



Sunshine Coast QLD Professional

Race 2: GOLD BULLION AUSTRALIA BENCHMARK 78 Handicap - 1600m

16 November 2024 - 13:54



Track Rating: Heavy 8, Weather: Overcast, Rail Position: +2m Entire

Section		Overall	1400m	1200m	1000m	800m	600m	400m	Last 600m				
Field Times		1:38.99 (0:13.63)	1:25.36 (0:11.61)	1:13.75 (0:12.32)	1:01.43 (0:13.00)	0:48.43 (0:12.92)	0:35.51 (0:11.95)	0:23.56 (0:11.41)	0:35.51				
Rank	TAB Horse/Jockey	Barrier	Top Speed [km/h]	Fastest Section									Distance Travelled [m]
1	10 AERIAL DANCER Ron Stewart	6	64.3 1400m	0:11.41 400m	1:38.99 [1] (0:13.63)	1:25.36 [1] (0:11.61)	1:13.75 [1] (0:12.32)	1:01.43 [1] (0:13.00)	0:48.43 [1] (0:12.92)	0:35.51 [1] (0:11.95)	0:23.56 [1] (0:11.41)	0:35.51	
2	1 EXOTIQUE MISS Cody Collis	1	64.1 Overall	0:11.46 400m	1:39.14 [2] (0:13.72)	1:25.42 [3] (0:11.70)	1:13.72 [3] (0:12.33)	1:01.39 [3] (0:13.07)	0:48.32 [3] (0:12.91)	0:35.41 [4] (0:11.95)	0:23.46 [3] (0:11.46)	0:35.41	+0
3	7 EVOCATOR Luke Dempsey	8	64.9 400m	0:11.33 400m	1:39.23 [3] (0:14.34)	1:24.89 [8] (0:11.85)	1:13.04 [8] (0:12.30)	1:00.74 [8] (0:12.99)	0:47.75 [8] (0:12.74)	0:35.01 [8] (0:11.94)	0:23.07 [8] (0:11.33)	0:35.01	+1
4	5 BULLION BOY James Orman	7	65.1 Overall	0:11.48 400m	1:39.30 [4] (0:13.77)	1:25.53 [4] (0:11.50)	1:14.03 [2] (0:12.37)	1:01.66 [2] (0:13.12)	0:48.54 [2] (0:12.85)	0:35.69 [2] (0:12.03)	0:23.66 [2] (0:11.48)	0:35.69	+3
5	11 INDY ROSE WARRIOR Angela Jones	5	64.1 Overall	0:11.66 400m	1:39.51 [5] (0:13.68)	1:25.83 [2] (0:11.76)	1:14.07 [4] (0:12.40)	1:01.67 [4] (0:13.06)	0:48.61 [4] (0:12.80)	0:35.81 [3] (0:12.01)	0:23.80 [4] (0:11.66)	0:35.81	+4
6	3 WAIRERE FALLS Bailey Wheeler	4	62.9 400m	0:11.58 400m	1:39.74 [6] (0:14.05)	1:25.69 [6] (0:11.91)	1:13.78 [6] (0:12.19)	1:01.59 [6] (0:13.01)	0:48.58 [5] (0:12.79)	0:35.79 [7] (0:11.95)	0:23.84 [6] (0:11.58)	0:35.79	+0
7	8 GOLDEELUCK Andrew Mallyon	2	64.1 Overall	0:11.59 400m	1:40.05 [7] (0:13.93)	1:26.12 [5] (0:11.77)	1:14.35 [5] (0:12.43)	1:01.92 [5] (0:13.04)	0:48.88 [6] (0:12.72)	0:36.16 [5] (0:11.99)	0:24.17 [5] (0:11.59)	0:36.16	+1
8	9 THE HUNGARIAN Brandon Lerena	3	63.9 1400m	0:11.71 400m	1:40.30 [8] (0:14.21)	1:26.09 [7] (0:11.80)	1:14.29 [7] (0:12.36)	1:01.93 [7] (0:13.05)	0:48.88 [7] (0:12.53)	0:36.35 [6] (0:12.01)	0:24.34 [7] (0:11.71)	0:36.35	+4

Scratched: Patton (#4), Koruto (#2), Menazzi (#6)

[] Ranking at each section and finish
 -:-:- No data available at this section
 NA No data available

SCN Saddle cloth number
 DNF Did not finish
 DNT Did not track



Sunshine Coast QLD Professional

Race 2: GOLD BULLION AUSTRALIA BENCHMARK 78 Handicap - 1600m

16 November 2024 - 13:54



Track Rating: Heavy 8, Weather: Overcast, Rail Position: +2m Entire

Section				200m				Last 600m	
Field Times				0:12.15 (0:12.15)				0:35.51	
Rank	TAB	Horse/Jockey	Barrier	Top Speed [km/h]	Fastest Section	Margin			Distance Travelled [m]
1	10	AERIAL DANCER Ron Stewart	6	64.3 1400m	0:11.41 400m	0:12.15 [1] (0:12.15)	1:38.99		0:35.51
2	1	EXOTIQUE MISS Cody Collis	1	64.1 Overall	0:11.46 400m	0:12.00 [3] (0:12.00)	0.8L		0:35.41 +0
3	7	EVOCATOR Luke Dempsey	8	64.9 400m	0:11.33 400m	0:11.74 [7] (0:11.74)	1.2L		0:35.01 +1
4	5	BULLION BOY James Orman	7	65.1 Overall	0:11.48 400m	0:12.18 [2] (0:12.18)	1.5L		0:35.69 +3
5	11	INDY ROSE WARRIOR Angela Jones	5	64.1 Overall	0:11.66 400m	0:12.14 [4] (0:12.14)	2.5L		0:35.81 +4
6	3	WAIRERE FALLS Bailey Wheeler	4	62.9 400m	0:11.58 400m	0:12.26 [6] (0:12.26)	3.8L		0:35.79 +0
7	8	GOLDEELUCK Andrew Mallyon	2	64.1 Overall	0:11.59 400m	0:12.58 [5] (0:12.58)	5.6L		0:36.16 +1
8	9	THE HUNGARIAN Brandon Lerena	3	63.9 1400m	0:11.71 400m	0:12.63 [8] (0:12.63)	6.9L		0:36.35 +4

Scratched: Patton (#4), Koruto (#2), Menazzi (#6)

[] Ranking at each section and finish
 -:-:- No data available at this section
 NA No data available

SCN Saddle cloth number
 DNF Did not finish
 DNT Did not track



Horse/Jockey Name	Aerial Dancer
Final Rank	1
Fastest Section Time (Section)	0:11.41 (400m)
Top Speed [km/h] (Section)	64.3 (1400m)
Race State	Finished



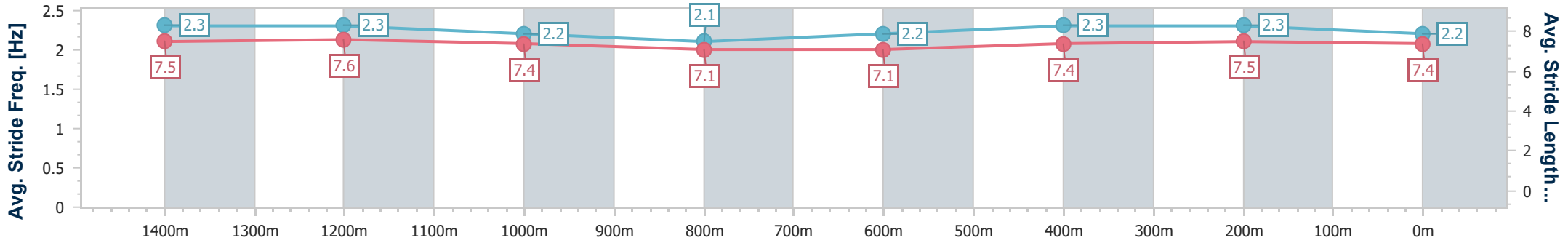
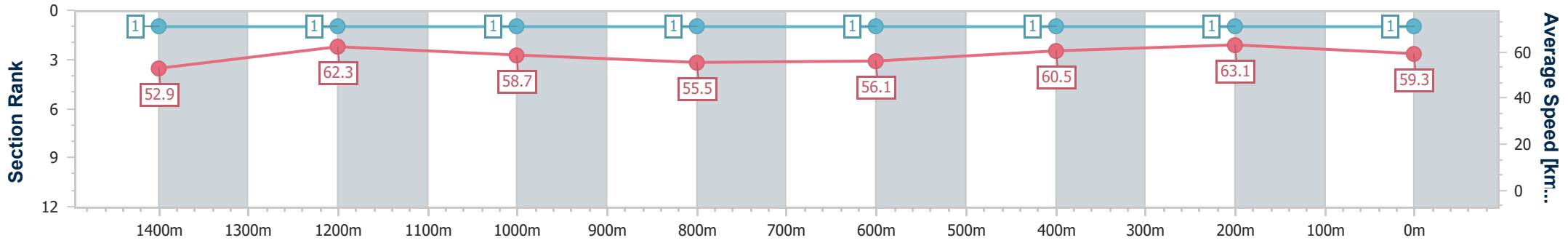
Sunshine Coast QLD Professional
Race 2: GOLD BULLION AUSTRALIA BENCHMARK 78
Handicap - 1600m



16 November 2024 - 13:54

Track Rating: Heavy 8, Weather: Overcast, Rail Position: +2m
Entire

Section	Overall	1400m	1200m	1000m	800m	600m	400m	200m						
Section Times	1:38.99 [1] (0:13.63)	1:25.36 [1] (0:11.61)	1:13.75 [1] (0:12.32)	1:01.43 [1] (0:13.00)	0:48.43 [1] (0:12.92)	0:35.51 [1] (0:11.95)	0:23.56 [1] (0:11.41)	0:12.15 [1] (0:12.15)						
Average Speed [km/h]	52.9	62.3	58.7	55.5	56.1	60.5	63.1	59.3						
Top Speed [km/h]	63.6	64.3	60.4	56.3	58.9	61.7	64.2	62.3						
Avg. Dist. to Rail [m]	8.6	3.0	1.0	1.2	1.2	0.8	6.0	7.2						
Avg. Stride Freq. [Hz]	2.3	2.3	2.2	2.1	2.2	2.3	2.3	2.2						
Avg. Stride Length [m]	7.5	7.6	7.4	7.1	7.1	7.4	7.5	7.4						



- [] Ranking at each section and finish
- .-.- No data available at this section
- NA No data available



Horse/Jockey Name	Exotique Miss
Final Rank	2
Fastest Section Time (Section)	0:11.46 (400m)
Top Speed [km/h] (Section)	64.1 (Overall)
Race State	Finished



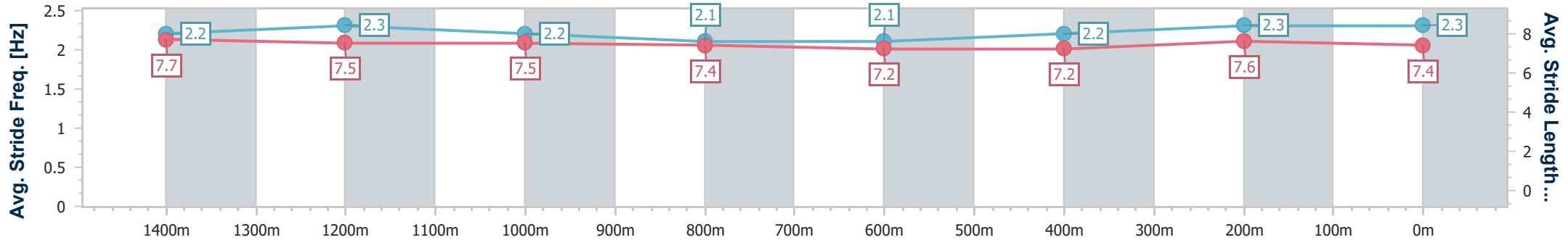
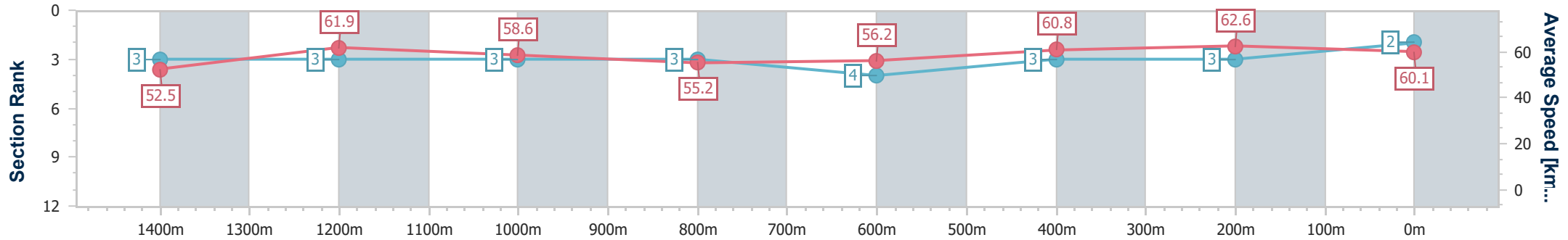
Sunshine Coast QLD Professional
Race 2: GOLD BULLION AUSTRALIA BENCHMARK 78
Handicap - 1600m



16 November 2024 - 13:54

Track Rating: Heavy 8, Weather: Overcast, Rail Position: +2m
Entire

Section	Overall	1400m	1200m	1000m	800m	600m	400m	200m						
Section Times	1:39.14 [2] (0:13.72)	1:25.42 [3] (0:11.70)	1:13.72 [3] (0:12.33)	1:01.39 [3] (0:13.07)	0:48.32 [3] (0:12.91)	0:35.41 [4] (0:11.95)	0:23.46 [3] (0:11.46)	0:12.00 [3] (0:12.00)						
Average Speed [km/h]	52.5	61.9	58.6	55.2	56.2	60.8	62.6	60.1						
Top Speed [km/h]	64.1	62.7	59.9	56.3	59.2	62.2	63.3	62.1						
Avg. Dist. to Rail [m]	3.3	2.2	2.1	2.0	1.2	0.9	5.1	5.7						
Avg. Stride Freq. [Hz]	2.2	2.3	2.2	2.1	2.1	2.2	2.3	2.3						
Avg. Stride Length [m]	7.7	7.5	7.5	7.4	7.2	7.2	7.6	7.4						



- [] Ranking at each section and finish
- .-.- No data available at this section
- NA No data available



Horse/Jockey Name	Evocator
Final Rank	3
Fastest Section Time (Section)	0:11.33 (400m)
Top Speed [km/h] (Section)	64.9 (400m)
Race State	Finished



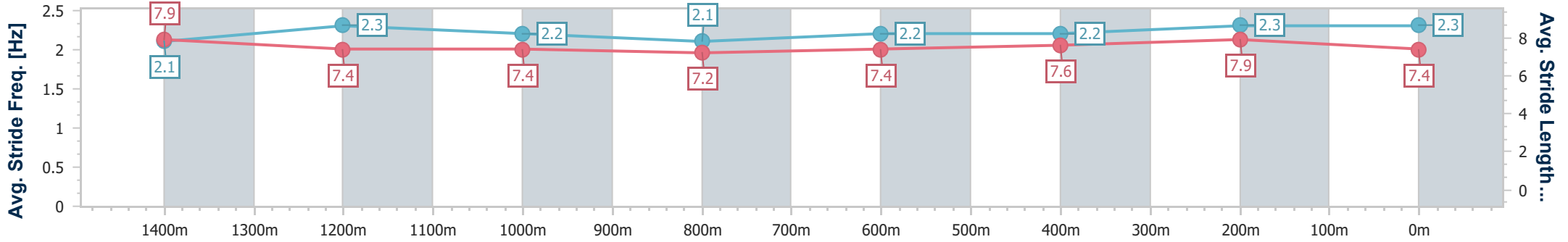
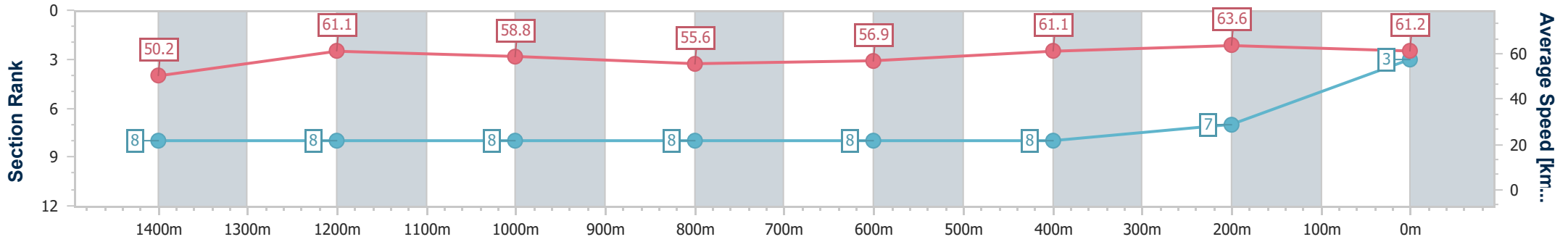
Sunshine Coast QLD Professional
 Race 2: GOLD BULLION AUSTRALIA BENCHMARK 78
 Handicap - 1600m



16 November 2024 - 13:54

Track Rating: Heavy 8, Weather: Overcast, Rail Position: +2m
 Entire

Section	Overall	1400m	1200m	1000m	800m	600m	400m	200m						
Section Times	1:39.23 [3] (0:14.34)	1:24.89 [8] (0:11.85)	1:13.04 [8] (0:12.30)	1:00.74 [8] (0:12.99)	0:47.75 [8] (0:12.74)	0:35.01 [8] (0:11.94)	0:23.07 [8] (0:11.33)	0:11.74 [7] (0:11.74)						
Average Speed [km/h]	50.2	61.1	58.8	55.6	56.9	61.1	63.6	61.2						
Top Speed [km/h]	62.8	62.4	59.8	57.1	59.6	62.3	64.9	62.8						
Avg. Dist. to Rail [m]	8.9	2.5	2.2	2.1	1.5	1.7	7.5	9.5						
Avg. Stride Freq. [Hz]	2.1	2.3	2.2	2.1	2.2	2.2	2.3	2.3						
Avg. Stride Length [m]	7.9	7.4	7.4	7.2	7.4	7.6	7.9	7.4						



- [] Ranking at each section and finish
- .-.- No data available at this section
- NA No data available



Horse/Jockey Name	Bullion Boy
Final Rank	4
Fastest Section Time (Section)	0:11.48 (400m)
Top Speed [km/h] (Section)	65.1 (Overall)
Race State	Finished



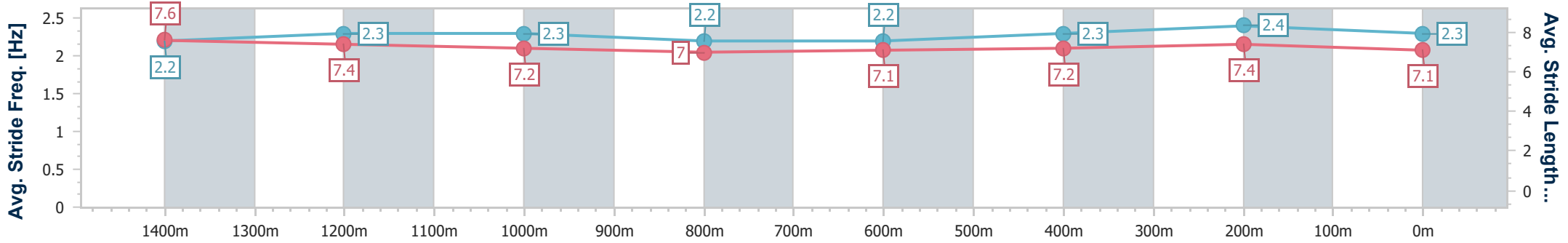
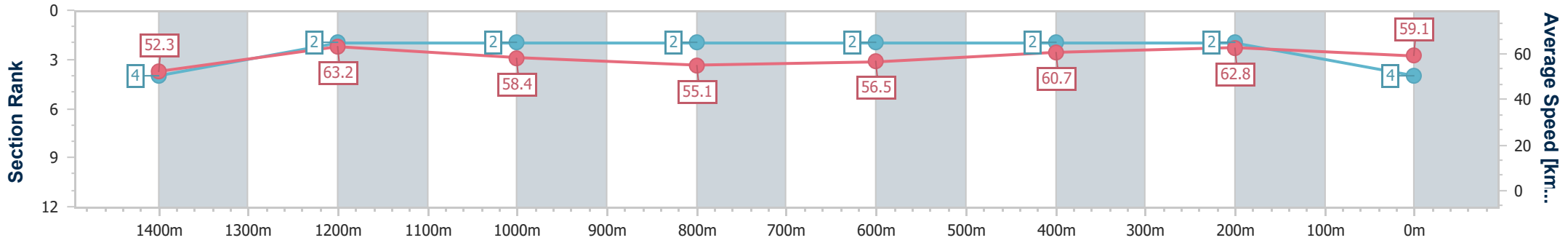
Sunshine Coast QLD Professional
Race 2: GOLD BULLION AUSTRALIA BENCHMARK 78
Handicap - 1600m



16 November 2024 - 13:54

Track Rating: Heavy 8, Weather: Overcast, Rail Position: +2m
Entire

Section	Overall	1400m	1200m	1000m	800m	600m	400m	200m						
Section Times	1:39.30 [4] (0:13.77)	1:25.53 [4] (0:11.50)	1:14.03 [2] (0:12.37)	1:01.66 [2] (0:13.12)	0:48.54 [2] (0:12.85)	0:35.69 [2] (0:12.03)	0:23.66 [2] (0:11.48)	0:12.18 [2] (0:12.18)						
Average Speed [km/h]	52.3	63.2	58.4	55.1	56.5	60.7	62.8	59.1						
Top Speed [km/h]	65.1	65.1	61.1	57.2	59.7	62.5	63.6	62.0						
Avg. Dist. to Rail [m]	9.7	4.3	2.6	2.6	1.7	2.0	7.1	8.6						
Avg. Stride Freq. [Hz]	2.2	2.3	2.3	2.2	2.2	2.3	2.4	2.3						
Avg. Stride Length [m]	7.6	7.4	7.2	7.0	7.1	7.2	7.4	7.1						



- [] Ranking at each section and finish
- .-.- No data available at this section
- NA No data available



Horse/Jockey Name	Indy Rose Warrior
Final Rank	5
Fastest Section Time (Section)	0:11.66 (400m)
Top Speed [km/h] (Section)	64.1 (Overall)
Race State	Finished



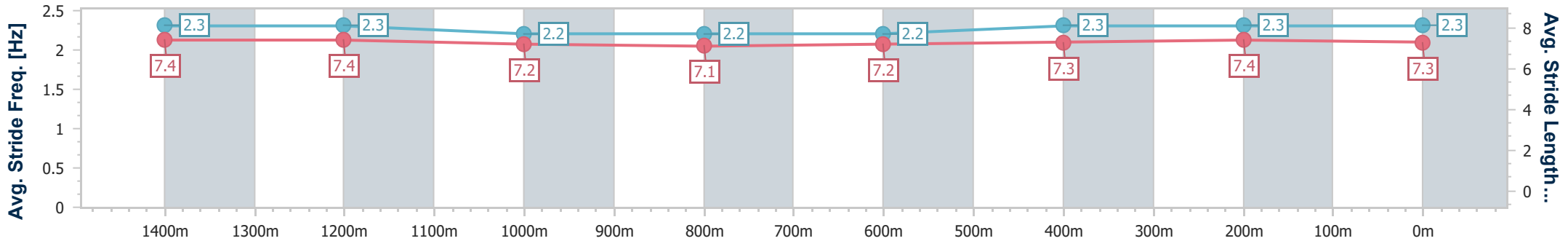
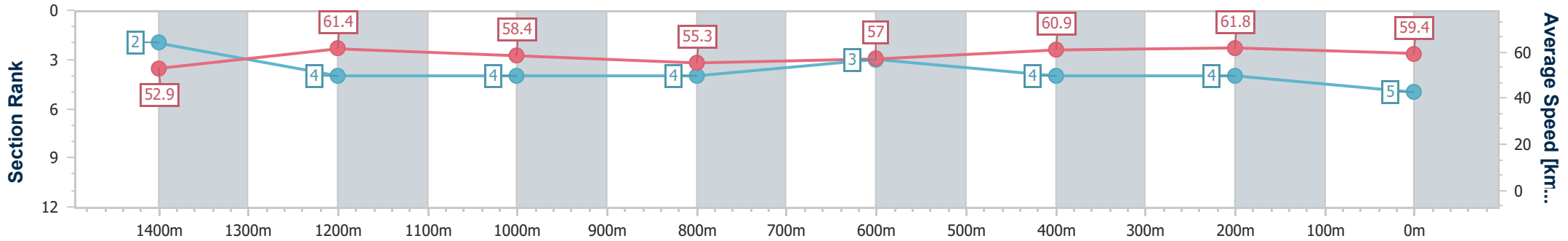
Sunshine Coast QLD Professional
Race 2: GOLD BULLION AUSTRALIA BENCHMARK 78
Handicap - 1600m



16 November 2024 - 13:54

Track Rating: Heavy 8, Weather: Overcast, Rail Position: +2m
Entire

Section	Overall	1400m	1200m	1000m	800m	600m	400m	200m						
Section Times	1:39.51 [5] (0:13.68)	1:25.83 [2] (0:11.76)	1:14.07 [4] (0:12.40)	1:01.67 [4] (0:13.06)	0:48.61 [4] (0:12.80)	0:35.81 [3] (0:12.01)	0:23.80 [4] (0:11.66)	0:12.14 [4] (0:12.14)						
Average Speed [km/h]	52.9	61.4	58.4	55.3	57.0	60.9	61.8	59.4						
Top Speed [km/h]	64.1	62.7	60.2	56.5	59.5	61.9	62.8	60.7						
Avg. Dist. to Rail [m]	7.1	2.8	2.6	2.3	2.1	2.8	8.5	8.5						
Avg. Stride Freq. [Hz]	2.3	2.3	2.2	2.2	2.2	2.3	2.3	2.3						
Avg. Stride Length [m]	7.4	7.4	7.2	7.1	7.2	7.3	7.4	7.3						



- [] Ranking at each section and finish
- .-.- No data available at this section
- NA No data available



Horse/Jockey Name	Wairere Falls
Final Rank	6
Fastest Section Time (Section)	0:11.58 (400m)
Top Speed [km/h] (Section)	62.9 (400m)
Race State	Finished



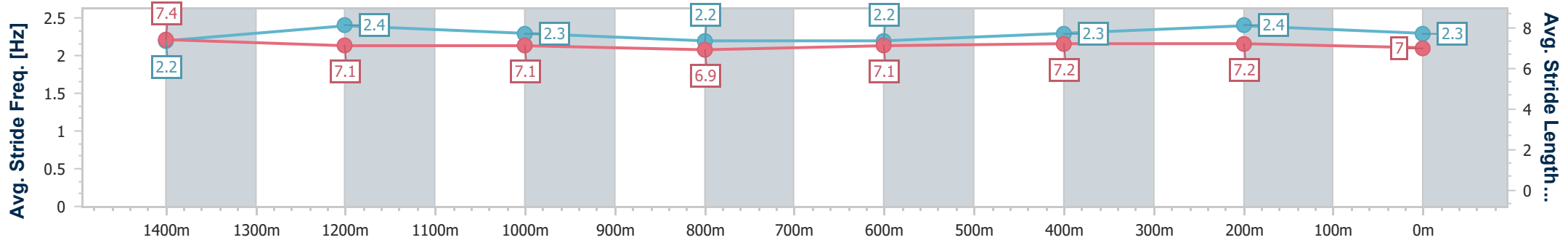
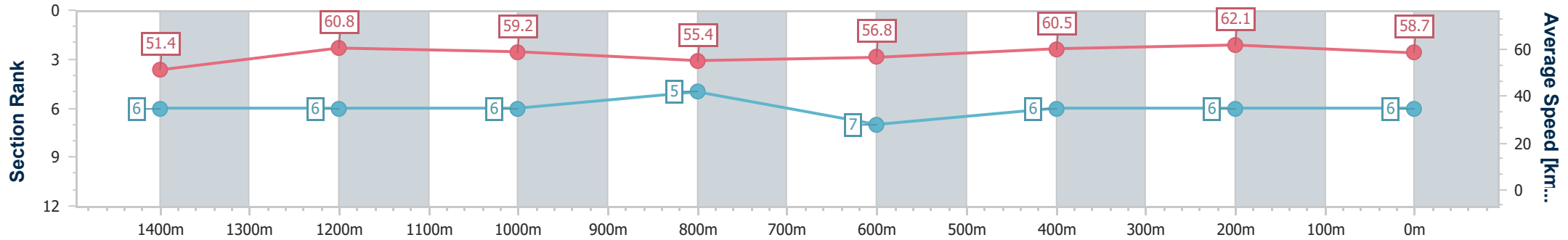
Sunshine Coast QLD Professional
Race 2: GOLD BULLION AUSTRALIA BENCHMARK 78
Handicap - 1600m



16 November 2024 - 13:54

Track Rating: Heavy 8, Weather: Overcast, Rail Position: +2m
Entire

Section	Overall	1400m	1200m	1000m	800m	600m	400m	200m						
Section Times	1:39.74 [6] (0:14.05)	1:25.69 [6] (0:11.91)	1:13.78 [6] (0:12.19)	1:01.59 [6] (0:13.01)	0:48.58 [5] (0:12.79)	0:35.79 [7] (0:11.95)	0:23.84 [6] (0:11.58)	0:12.26 [6] (0:12.26)						
Average Speed [km/h]	51.4	60.8	59.2	55.4	56.8	60.5	62.1	58.7						
Top Speed [km/h]	61.4	62.0	60.7	57.3	58.1	62.0	62.9	61.5						
Avg. Dist. to Rail [m]	5.9	2.9	1.7	1.6	0.9	0.8	5.7	6.2						
Avg. Stride Freq. [Hz]	2.2	2.4	2.3	2.2	2.2	2.3	2.4	2.3						
Avg. Stride Length [m]	7.4	7.1	7.1	6.9	7.1	7.2	7.2	7.0						



- [] Ranking at each section and finish
- .-.- No data available at this section
- NA No data available



Horse/Jockey Name	Goldeeluck
Final Rank	7
Fastest Section Time (Section)	0:11.59 (400m)
Top Speed [km/h] (Section)	64.1 (Overall)
Race State	Finished



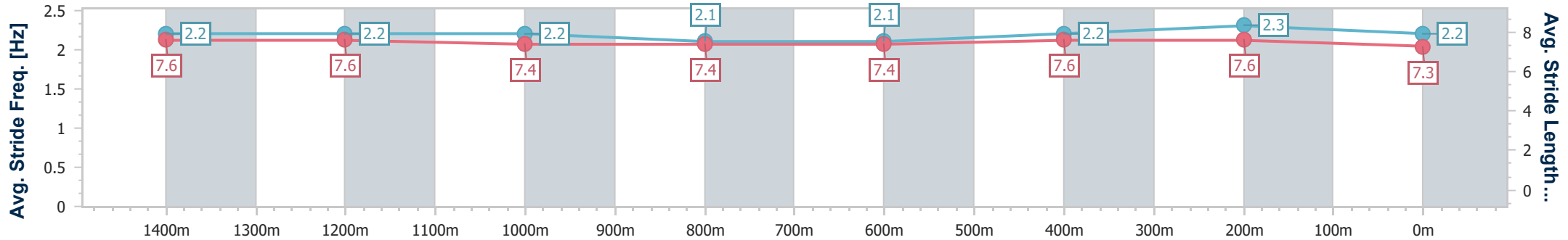
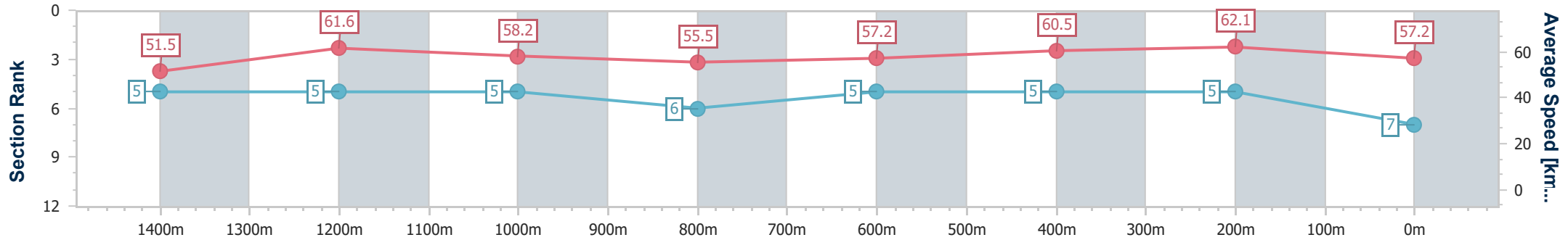
Sunshine Coast QLD Professional
 Race 2: GOLD BULLION AUSTRALIA BENCHMARK 78
 Handicap - 1600m



16 November 2024 - 13:54

Track Rating: Heavy 8, Weather: Overcast, Rail Position: +2m
 Entire

Section	Overall	1400m	1200m	1000m	800m	600m	400m	200m					
Section Times	1:40.05 [7] (0:13.93)	1:26.12 [5] (0:11.77)	1:14.35 [5] (0:12.43)	1:01.92 [5] (0:13.04)	0:48.88 [6] (0:12.72)	0:36.16 [5] (0:11.99)	0:24.17 [5] (0:11.59)	0:12.58 [5] (0:12.58)					
Average Speed [km/h]	51.5	61.6	58.2	55.5	57.2	60.5	62.1	57.2					
Top Speed [km/h]	64.1	63.0	60.2	56.7	58.7	61.7	62.8	60.3					
Avg. Dist. to Rail [m]	4.6	2.9	3.1	2.7	1.3	1.2	6.1	7.3					
Avg. Stride Freq. [Hz]	2.2	2.2	2.2	2.1	2.1	2.2	2.3	2.2					
Avg. Stride Length [m]	7.6	7.6	7.4	7.4	7.4	7.6	7.6	7.3					



- [] Ranking at each section and finish
- .-.- No data available at this section
- NA No data available



Horse/Jockey Name	The Hungarian
Final Rank	8
Fastest Section Time (Section)	0:11.71 (400m)
Top Speed [km/h] (Section)	63.9 (1400m)
Race State	Finished



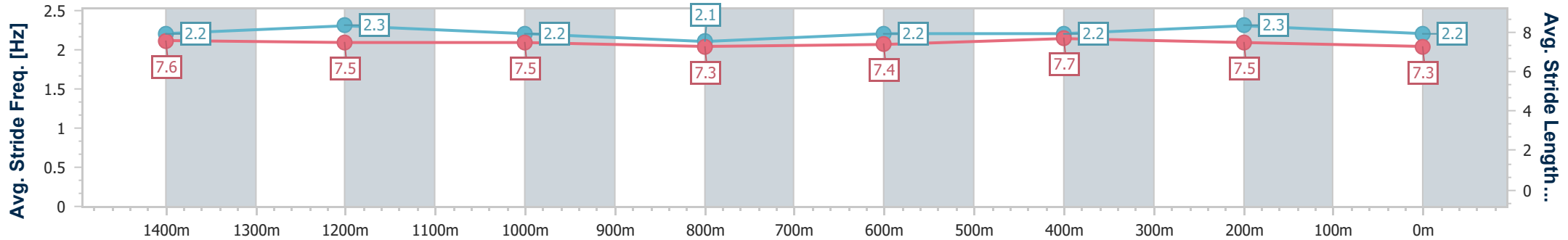
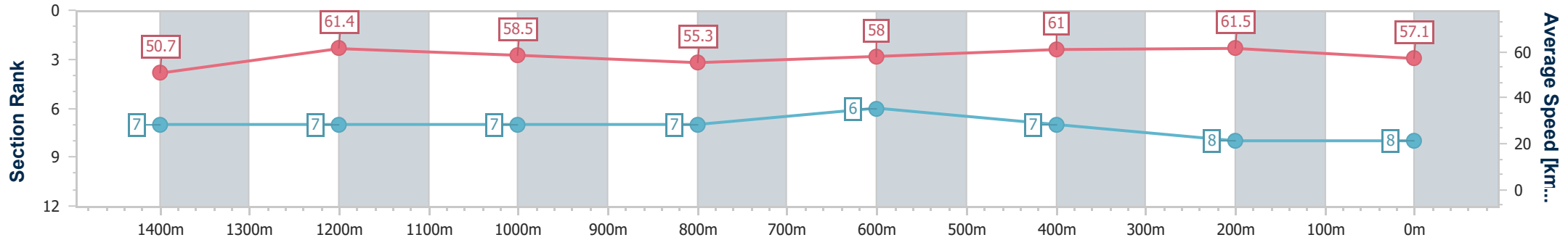
Sunshine Coast QLD Professional
Race 2: GOLD BULLION AUSTRALIA BENCHMARK 78
Handicap - 1600m



16 November 2024 - 13:54

Track Rating: Heavy 8, Weather: Overcast, Rail Position: +2m
Entire

Section	Overall	1400m	1200m	1000m	800m	600m	400m	200m					
Section Times	1:40.30 [8] (0:14.21)	1:26.09 [7] (0:11.80)	1:14.29 [7] (0:12.36)	1:01.93 [7] (0:13.05)	0:48.88 [7] (0:12.53)	0:36.35 [6] (0:12.01)	0:24.34 [7] (0:11.71)	0:12.63 [8] (0:12.63)					
Average Speed [km/h]	50.7	61.4	58.5	55.3	58.0	61.0	61.5	57.1					
Top Speed [km/h]	62.4	63.9	60.4	55.9	61.2	61.9	62.4	60.5					
Avg. Dist. to Rail [m]	5.7	3.4	3.0	2.3	1.3	3.1	10.0	10.7					
Avg. Stride Freq. [Hz]	2.2	2.3	2.2	2.1	2.2	2.2	2.3	2.2					
Avg. Stride Length [m]	7.6	7.5	7.5	7.3	7.4	7.7	7.5	7.3					



- [] Ranking at each section and finish
- .-.- No data available at this section
- NA No data available