



Sunshine Coast QLD Professional

Race 4: HIGGINS COATINGS BENCHMARK 68 Handicap - 1800m

16 November 2024 - 15:03



Track Rating: Heavy 8, Weather: Overcast, Rail Position: +2m Entire

Section		Overall	1600m	1400m	1200m	1000m	800m	600m	Last 600m				
Field Times		1:52.03 (0:14.28)	1:37.75 (0:11.33)	1:26.42 (0:11.72)	1:14.70 (0:12.20)	1:02.50 (0:12.76)	0:49.74 (0:12.65)	0:37.09 (0:12.67)	0:37.09				
Rank	TAB Horse/Jockey	Barrier	Top Speed [km/h]	Fastest Section									Distance Travelled [m]
1	16 JEALOUS Mark Du Plessis	11	63.4 1400m	0:11.64 400m	1:52.03 [1] (0:15.10)	1:36.93 [13] (0:12.04)	1:24.89 [12] (0:11.68)	1:13.21 [12] (0:12.25)	1:00.96 [11] (0:12.66)	0:48.30 [11] (0:12.34)	0:35.96 [10] (0:11.97)	0:35.96	
2	11 MISS CHENERY Andrew Mallyon	3	62.7 1400m	0:11.65 1400m	1:52.14 [2] (0:14.83)	1:37.31 [9] (0:11.86)	1:25.45 [9] (0:11.65)	1:13.80 [8] (0:12.10)	1:01.70 [8] (0:12.78)	0:48.92 [7] (0:12.29)	0:36.63 [6] (0:12.26)	0:36.63	-8
3	8 RASHFORD James Orman	8	63.8 1400m	0:11.57 1400m	1:52.87 [3] (0:15.04)	1:37.83 [12] (0:11.97)	1:25.86 [11] (0:11.57)	1:14.29 [10] (0:12.18)	1:02.11 [9] (0:12.71)	0:49.40 [9] (0:12.37)	0:37.03 [8] (0:12.19)	0:37.03	-1
4	14 UMETINI Angela Jones	2	64.5 1600m	0:11.44 1600m	1:52.99 [4] (0:14.45)	1:38.54 [5] (0:11.44)	1:27.10 [6] (0:11.97)	1:15.13 [6] (0:12.26)	1:02.87 [6] (0:12.77)	0:50.10 [5] (0:12.40)	0:37.70 [4] (0:12.34)	0:37.70	-3
5	18 GULF OF SAROS Luke Tarrant	1	65.5 1600m	0:11.35 1600m	1:53.21 [5] (0:14.50)	1:38.71 [6] (0:11.35)	1:27.36 [4] (0:11.76)	1:15.60 [5] (0:12.28)	1:03.32 [3] (0:12.79)	0:50.53 [3] (0:12.46)	0:38.07 [3] (0:12.60)	0:38.07	-11
6	5 THESECONDATPORTSEA Cody Collis	9	66.3 1600m	0:11.23 1600m	1:53.22 [6] (0:14.38)	1:38.84 [4] (0:11.23)	1:27.61 [1] (0:11.72)	1:15.89 [2] (0:12.20)	1:03.69 [1] (0:12.76)	0:50.93 [1] (0:12.65)	0:38.28 [1] (0:12.67)	0:38.28	-4
7	1 LATELY Emily Lang	5	63.5 1400m	0:11.78 1400m	1:53.27 [7] (0:14.74)	1:38.53 [8] (0:11.90)	1:26.63 [8] (0:11.78)	1:14.85 [9] (0:12.36)	1:02.49 [10] (0:12.90)	0:49.59 [10] (0:12.42)	0:37.17 [11] (0:12.20)	0:37.17	+0
8	6 RING BEARER Nikita Beriman	6	65.5 1600m	0:11.36 1600m	1:53.67 [8] (0:14.34)	1:39.33 [3] (0:11.36)	1:27.97 [2] (0:11.88)	1:16.09 [4] (0:12.51)	1:03.58 [5] (0:12.94)	0:50.64 [6] (0:12.57)	0:38.07 [7] (0:12.56)	0:38.07	+4
9	9 ICHIBAN Bailey Wheeler	7	62.4 1400m	0:11.75 1400m	1:53.88 [9] (0:14.99)	1:38.89 [10] (0:11.92)	1:26.97 [10] (0:11.75)	1:15.22 [11] (0:12.55)	1:02.67 [12] (0:12.74)	0:49.93 [12] (0:12.49)	0:37.44 [12] (0:12.27)	0:37.44	-3
10	17 TOOLATEMATE Taylor Marshall	4	64.1 1600m	0:11.54 1600m	1:53.90 [10] (0:14.62)	1:39.28 [7] (0:11.54)	1:27.74 [7] (0:12.00)	1:15.74 [7] (0:12.18)	1:03.56 [7] (0:12.96)	0:50.60 [8] (0:12.54)	0:38.06 [8] (0:12.45)	0:38.06	+3

Scratched: The Hungarian (#2), Indy Rose Warrior (#7), Hallside Martini (#15), Aichi Icon (#3), Second Sun (#13)

[] Ranking at each section and finish
 -:-:- No data available at this section
 NA No data available

SCN Saddle cloth number
 DNF Did not finish
 DNT Did not track



Sunshine Coast QLD Professional

Race 4: HIGGINS COATINGS BENCHMARK 68 Handicap - 1800m

16 November 2024 - 15:03



Track Rating: Heavy 8, Weather: Overcast, Rail Position: +2m Entire

Section		Overall	1600m	1400m	1200m	1000m	800m	600m	Last 600m					
Field Times		1:52.03 (0:14.28)	1:37.75 (0:11.33)	1:26.42 (0:11.72)	1:14.70 (0:12.20)	1:02.50 (0:12.76)	0:49.74 (0:12.65)	0:37.09 (0:12.67)	0:37.09					
Rank	TAB Horse/Jockey	Barrier	Top Speed [km/h]	Fastest Section										Distance Travelled [m]
11	10 BLAGNY Cejay Graham	13	63.0 1400m	0:11.77 1400m	1:54.90 [11] (0:15.04)	1:39.86 [11] (0:12.10)	1:27.76 [13] (0:11.77)	1:15.99 [13] (0:12.54)	1:03.45 [13] (0:12.59)	0:50.86 [13] (0:12.46)	0:38.40 [13] (0:12.23)	0:38.40	+1	
12	4 MAJORIAN Jag Guthmann-Chester	10	64.9 1400m	0:11.61 1600m	1:56.15 [12] (0:14.28)	1:41.87 [1] (0:11.61)	1:30.26 [5] (0:11.63)	1:18.63 [3] (0:12.45)	1:06.18 [4] (0:12.86)	0:53.32 [4] (0:12.61)	0:40.71 [5] (0:12.91)	0:40.71	+1	
13	12 KERKORIAN Jake Bayliss	12	65.7 1600m	0:11.40 1600m	1:57.50 [13] (0:14.32)	1:43.18 [2] (0:11.40)	1:31.78 [3] (0:11.61)	1:20.17 [1] (0:12.37)	1:07.80 [2] (0:12.81)	0:54.99 [2] (0:12.61)	0:42.38 [2] (0:12.80)	0:42.38	+2	

Scratched: The Hungarian (#2), Indy Rose Warrior (#7), Hallside Martini (#15), Aichi Icon (#3), Second Sun (#13)

[] Ranking at each section and finish
 -:-:- No data available at this section
 NA No data available

SCN Saddle cloth number
 DNF Did not finish
 DNT Did not track



Sunshine Coast QLD Professional

Race 4: HIGGINS COATINGS BENCHMARK 68 Handicap - 1800m

16 November 2024 - 15:03



Track Rating: Heavy 8, Weather: Overcast, Rail Position: +2m Entire

Section				400m	200m			Last 600m		
Field Times				0:24.42 (0:11.97)	0:12.45 (0:12.45)			0:37.09		
Rank	TAB	Horse/Jockey	Barrier	Top Speed [km/h]	Fastest Section	Margin			Distance Travelled [m]	
1	16	JEALOUS Mark Du Plessis	11	63.4 1400m	0:11.64 400m	0:23.99 [7] (0:11.64)	0:12.35 [2] (0:12.35)	1:52.03	0:35.96	
2	11	MISS CHENERY Andrew Mallyon	3	62.7 1400m	0:11.65 1400m	0:24.37 [4] (0:11.81)	0:12.56 [1] (0:12.56)	0.5L	0:36.63	-8
3	8	RASHFORD James Orman	8	63.8 1400m	0:11.57 1400m	0:24.84 [6] (0:11.87)	0:12.97 [4] (0:12.97)	4.8L	0:37.03	-1
4	14	UMETINI Angela Jones	2	64.5 1600m	0:11.44 1600m	0:25.36 [2] (0:12.23)	0:13.13 [3] (0:13.13)	5.3L	0:37.70	-3
5	18	GULF OF SAROS Luke Tarrant	1	65.5 1600m	0:11.35 1600m	0:25.47 [3] (0:12.44)	0:13.03 [6] (0:13.03)	6.6L	0:38.07	-11
6	5	THESECONDATPORTSEA Cody Collis	9	66.3 1600m	0:11.23 1600m	0:25.61 [1] (0:12.39)	0:13.22 [5] (0:13.22)	6.7L	0:38.28	-4
7	1	LATELY Emily Lang	5	63.5 1400m	0:11.78 1400m	0:24.97 [10] (0:12.12)	0:12.85 [7] (0:12.85)	6.9L	0:37.17	+0
8	6	RING BEARER Nikita Beriman	6	65.5 1600m	0:11.36 1600m	0:25.51 [8] (0:12.30)	0:13.21 [8] (0:13.21)	9.2L	0:38.07	+4
9	9	ICHIBAN Bailey Wheeler	7	62.4 1400m	0:11.75 1400m	0:25.17 [12] (0:12.21)	0:12.96 [10] (0:12.96)	10.2L	0:37.44	-3
10	17	TOOLATEMATE Taylor Marshall	4	64.1 1600m	0:11.54 1600m	0:25.61 [9] (0:12.27)	0:13.34 [9] (0:13.34)	10.3L	0:38.06	+3

Scratched: The Hungarian (#2), Indy Rose Warrior (#7), Hallside Martini (#15), Aichi Icon (#3), Second Sun (#13)

[] Ranking at each section and finish
 -:-:- No data available at this section
 NA No data available

SCN Saddle cloth number
 DNF Did not finish
 DNT Did not track



Sunshine Coast QLD Professional
Race 4: HIGGINS COATINGS BENCHMARK 68 Handicap - 1800m
16 November 2024 - 15:03



Track Rating: Heavy 8, Weather: Overcast, Rail Position: +2m Entire

Section				400m	200m			Last 600m		
Field Times				0:24.42 (0:11.97)	0:12.45 (0:12.45)			0:37.09		
Rank	TAB	Horse/Jockey	Barrier	Top Speed [km/h]	Fastest Section	Margin			Distance Travelled [m]	
11	10	BLAGNY Cejay Graham	13	63.0 1400m	0:11.77 1400m	0:26.17 [13] (0:12.52)	0:13.65 [11] (0:13.65)	16.1L	0:38.40	+1
12	4	MAJORIAN Jag Guthmann-Chester	10	64.9 1400m	0:11.61 1600m	0:27.80 [11] (0:12.93)	0:14.87 [12] (0:14.87)	23.4L	0:40.71	+1
13	12	KERKORIAN Jake Bayliss	12	65.7 1600m	0:11.40 1600m	0:29.58 [5] (0:13.39)	0:16.19 [13] (0:16.19)	31.2L	0:42.38	+2

Scratched: The Hungarian (#2), Indy Rose Warrior (#7), Hallside Martini (#15), Aichi Icon (#3), Second Sun (#13)



Horse/Jockey Name	Jealous
Final Rank	1
Fastest Section Time (Section)	0:11.64 (400m)
Top Speed [km/h] (Section)	63.4 (1400m)
Race State	Finished



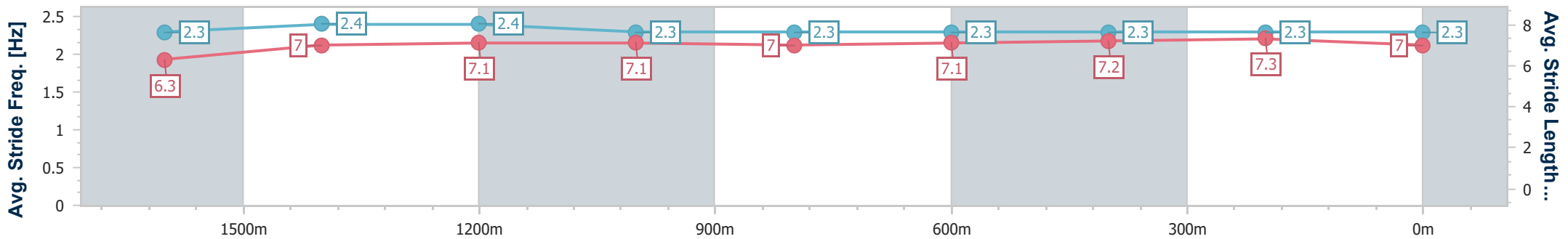
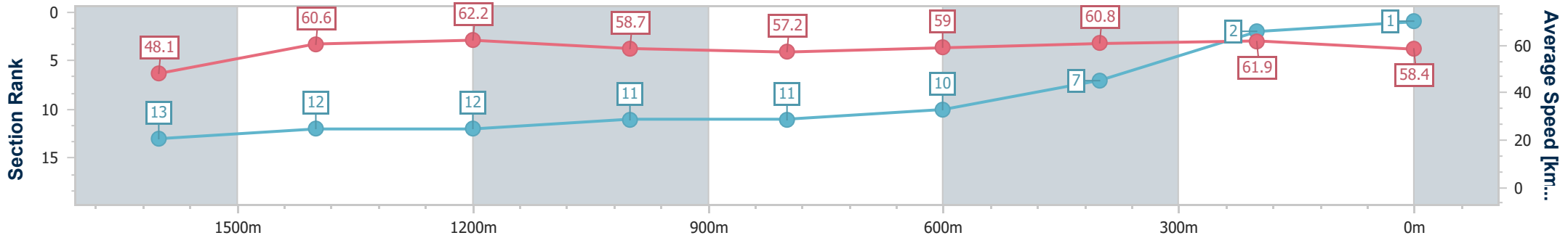
Sunshine Coast QLD Professional
Race 4: HIGGINS COATINGS BENCHMARK 68 Handicap - 1800m



16 November 2024 - 15:03

Track Rating: Heavy 8, Weather: Overcast, Rail Position: +2m Entire

Section	Overall	1600m	1400m	1200m	1000m	800m	600m	400m	200m				
Section Times	1:52.03 [1] (0:15.10)	1:36.93 [13] (0:12.04)	1:24.89 [12] (0:11.68)	1:13.21 [12] (0:12.25)	1:00.96 [11] (0:12.66)	0:48.30 [11] (0:12.34)	0:35.96 [10] (0:11.97)	0:23.99 [7] (0:11.64)	0:12.35 [2] (0:12.35)				
Average Speed [km/h]	48.1	60.6	62.2	58.7	57.2	59.0	60.8	61.9	58.4				
Top Speed [km/h]	61.8	62.4	63.4	61.5	60.2	61.4	61.4	62.4	61.1				
Avg. Dist. to Rail [m]	9.6	3.2	2.6	2.3	2.1	1.5	2.2	7.8	7.2				
Avg. Stride Freq. [Hz]	2.3	2.4	2.4	2.3	2.3	2.3	2.3	2.3	2.3				
Avg. Stride Length [m]	6.3	7.0	7.1	7.1	7.0	7.1	7.2	7.3	7.0				



- [] Ranking at each section and finish
- .-.- No data available at this section
- NA No data available



Horse/Jockey Name	Miss Chenery
Final Rank	2
Fastest Section Time (Section)	0:11.65 (1400m)
Top Speed [km/h] (Section)	62.7 (1400m)
Race State	Finished



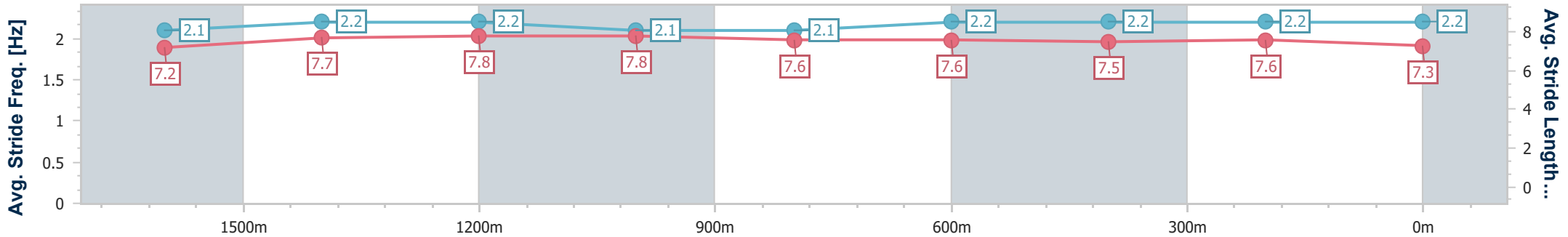
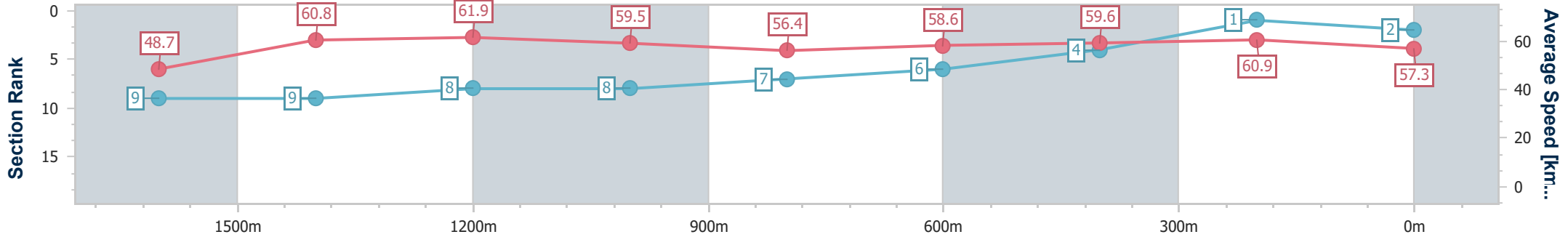
Sunshine Coast QLD Professional
Race 4: HIGGINS COATINGS BENCHMARK 68 Handicap - 1800m



16 November 2024 - 15:03

Track Rating: Heavy 8, Weather: Overcast, Rail Position: +2m Entire

Section	Overall	1600m	1400m	1200m	1000m	800m	600m	400m	200m				
Section Times	1:52.14 [2] (0:14.83)	1:37.31 [9] (0:11.86)	1:25.45 [9] (0:11.65)	1:13.80 [8] (0:12.10)	1:01.70 [8] (0:12.78)	0:48.92 [7] (0:12.29)	0:36.63 [6] (0:12.26)	0:24.37 [4] (0:11.81)	0:12.56 [1] (0:12.56)				
Average Speed [km/h]	48.7	60.8	61.9	59.5	56.4	58.6	59.6	60.9	57.3				
Top Speed [km/h]	60.7	61.9	62.7	60.2	58.5	60.7	60.6	61.5	59.4				
Avg. Dist. to Rail [m]	4.1	0.6	0.9	0.5	0.4	0.3	2.5	7.5	6.0				
Avg. Stride Freq. [Hz]	2.1	2.2	2.2	2.1	2.1	2.2	2.2	2.2	2.2				
Avg. Stride Length [m]	7.2	7.7	7.8	7.8	7.6	7.6	7.5	7.6	7.3				



- [] Ranking at each section and finish
- .-.- No data available at this section
- NA No data available



Horse/Jockey Name	Rashford
Final Rank	3
Fastest Section Time (Section)	0:11.57 (1400m)
Top Speed [km/h] (Section)	63.8 (1400m)
Race State	Finished



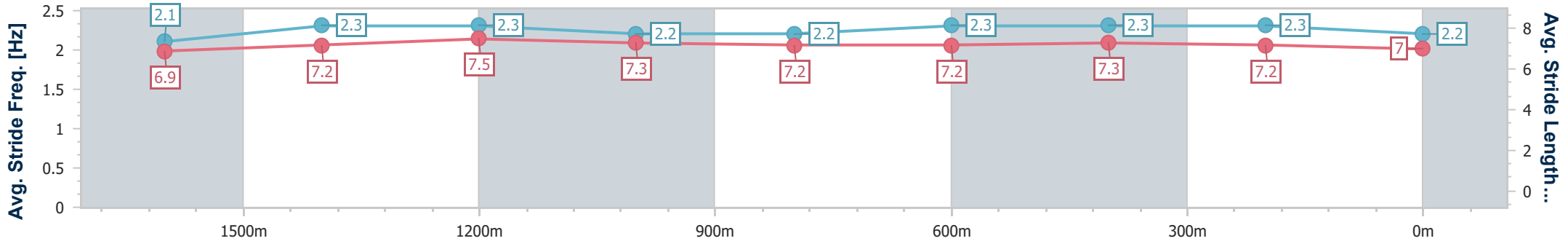
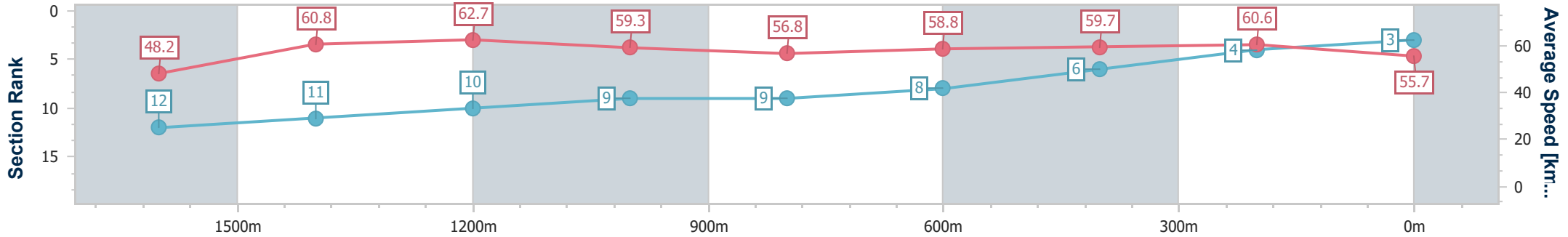
Sunshine Coast QLD Professional
Race 4: HIGGINS COATINGS BENCHMARK 68 Handicap - 1800m



16 November 2024 - 15:03

Track Rating: Heavy 8, Weather: Overcast, Rail Position: +2m Entire

Section	Overall	1600m	1400m	1200m	1000m	800m	600m	400m	200m				
Section Times	1:52.87 [3] (0:15.04)	1:37.83 [12] (0:11.97)	1:25.86 [11] (0:11.57)	1:14.29 [10] (0:12.18)	1:02.11 [9] (0:12.71)	0:49.40 [9] (0:12.37)	0:37.03 [8] (0:12.19)	0:24.84 [6] (0:11.87)	0:12.97 [4] (0:12.97)				
Average Speed [km/h]	48.2	60.8	62.7	59.3	56.8	58.8	59.7	60.6	55.7				
Top Speed [km/h]	60.3	62.9	63.8	60.8	59.6	61.9	60.5	62.0	59.1				
Avg. Dist. to Rail [m]	7.8	2.8	2.0	2.2	1.9	1.7	1.9	5.5	6.3				
Avg. Stride Freq. [Hz]	2.1	2.3	2.3	2.2	2.2	2.3	2.3	2.3	2.2				
Avg. Stride Length [m]	6.9	7.2	7.5	7.3	7.2	7.2	7.3	7.2	7.0				



- [] Ranking at each section and finish
- .-.- No data available at this section
- NA No data available



Horse/Jockey Name	Umetini
Final Rank	4
Fastest Section Time (Section)	0:11.44 (1600m)
Top Speed [km/h] (Section)	64.5 (1600m)
Race State	Finished



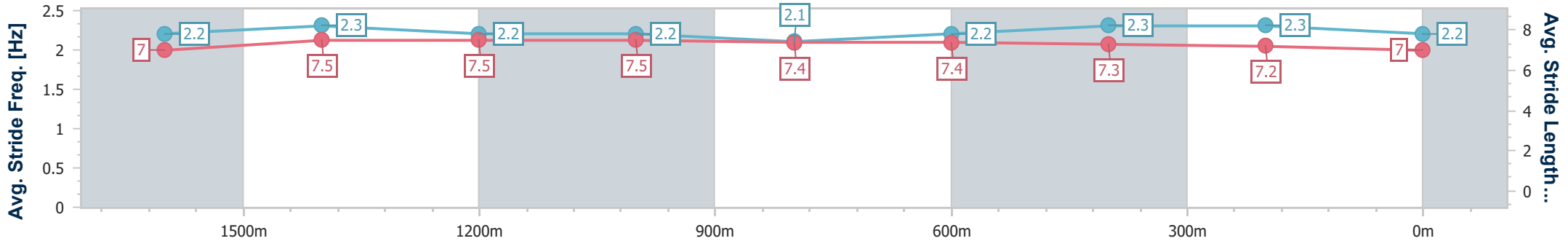
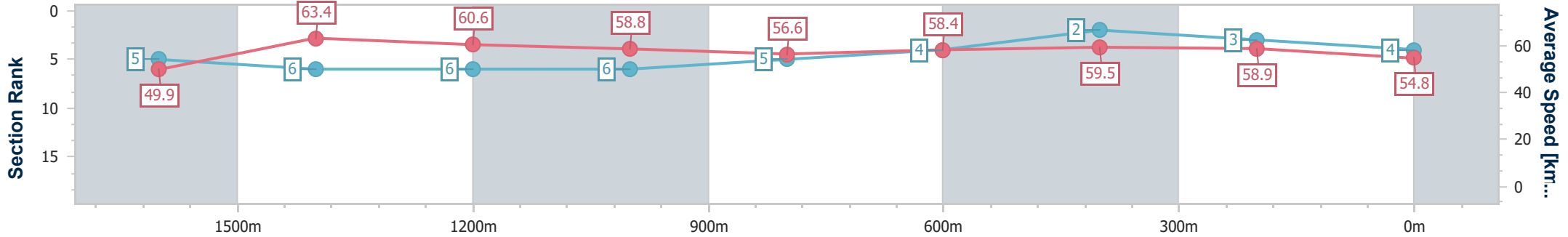
Sunshine Coast QLD Professional
Race 4: HIGGINS COATINGS BENCHMARK 68 Handicap - 1800m



16 November 2024 - 15:03

Track Rating: Heavy 8, Weather: Overcast, Rail Position: +2m Entire

Section	Overall	1600m	1400m	1200m	1000m	800m	600m	400m	200m				
Section Times	1:52.99 [4] (0:14.45)	1:38.54 [5] (0:11.44)	1:27.10 [6] (0:11.97)	1:15.13 [6] (0:12.26)	1:02.87 [6] (0:12.77)	0:50.10 [5] (0:12.40)	0:37.70 [4] (0:12.34)	0:25.36 [2] (0:12.23)	0:13.13 [3] (0:13.13)				
Average Speed [km/h]	49.9	63.4	60.6	58.8	56.6	58.4	59.5	58.9	54.8				
Top Speed [km/h]	63.4	64.5	63.2	60.5	58.1	59.6	60.6	59.4	57.4				
Avg. Dist. to Rail [m]	4.3	2.3	2.2	1.7	1.0	0.8	3.4	7.0	7.7				
Avg. Stride Freq. [Hz]	2.2	2.3	2.2	2.2	2.1	2.2	2.3	2.3	2.2				
Avg. Stride Length [m]	7.0	7.5	7.5	7.5	7.4	7.4	7.3	7.2	7.0				



- [] Ranking at each section and finish
- .-.- No data available at this section
- NA No data available



Horse/Jockey Name	Gulf Of Saros
Final Rank	5
Fastest Section Time (Section)	0:11.35 (1600m)
Top Speed [km/h] (Section)	65.5 (1600m)
Race State	Finished



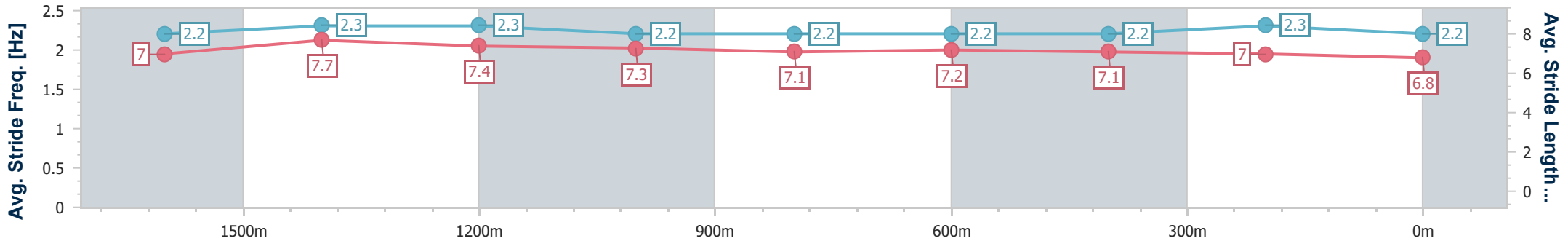
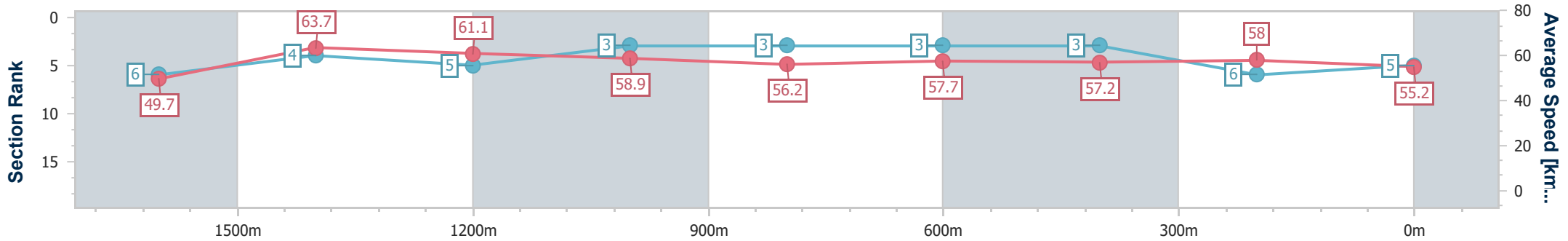
Sunshine Coast QLD Professional
Race 4: HIGGINS COATINGS BENCHMARK 68 Handicap - 1800m



16 November 2024 - 15:03

Track Rating: Heavy 8, Weather: Overcast, Rail Position: +2m Entire

Section	Overall	1600m	1400m	1200m	1000m	800m	600m	400m	200m				
Section Times	1:53.21 [5] (0:14.50)	1:38.71 [6] (0:11.35)	1:27.36 [4] (0:11.76)	1:15.60 [5] (0:12.28)	1:03.32 [3] (0:12.79)	0:50.53 [3] (0:12.46)	0:38.07 [3] (0:12.60)	0:25.47 [3] (0:12.44)	0:13.03 [6] (0:13.03)				
Average Speed [km/h]	49.7	63.7	61.1	58.9	56.2	57.7	57.2	58.0	55.2				
Top Speed [km/h]	63.0	65.5	63.7	60.3	58.0	58.4	57.7	58.9	57.8				
Avg. Dist. to Rail [m]	2.6	0.8	0.5	0.2	0.3	0.5	0.6	3.3	3.2				
Avg. Stride Freq. [Hz]	2.2	2.3	2.3	2.2	2.2	2.2	2.2	2.3	2.2				
Avg. Stride Length [m]	7.0	7.7	7.4	7.3	7.1	7.2	7.1	7.0	6.8				



- [] Ranking at each section and finish
- .-.- No data available at this section
- NA No data available



Horse/Jockey Name	Thesecondatportsea
Final Rank	6
Fastest Section Time (Section)	0:11.23 (1600m)
Top Speed [km/h] (Section)	66.3 (1600m)
Race State	Finished



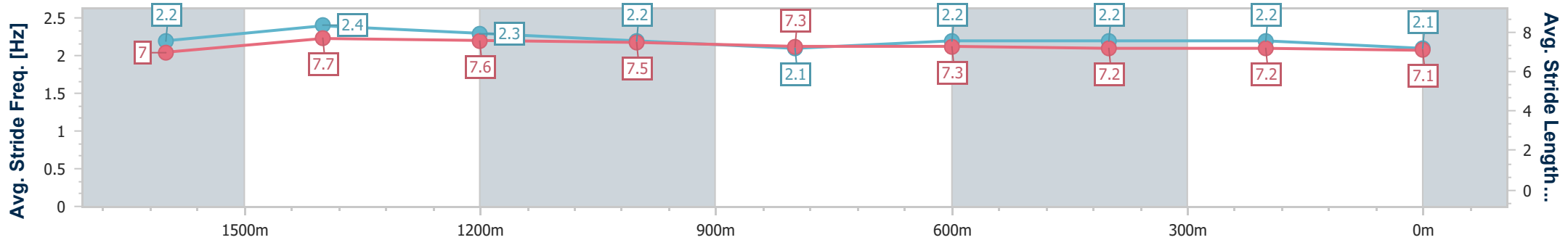
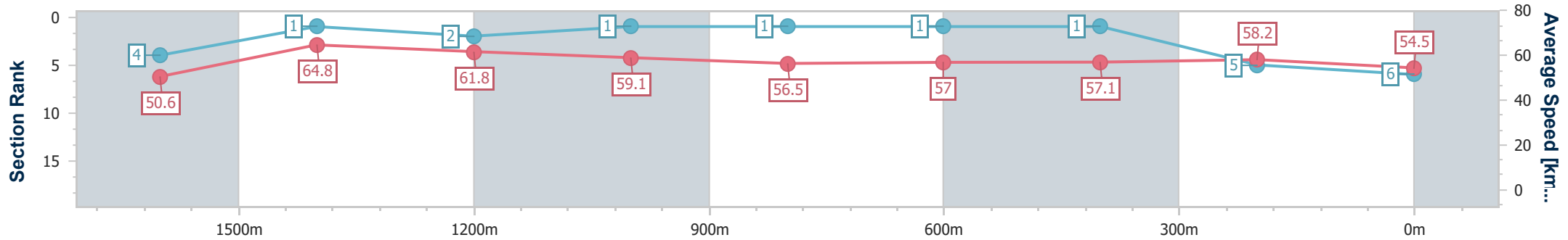
Sunshine Coast QLD Professional
Race 4: HIGGINS COATINGS BENCHMARK 68 Handicap - 1800m



16 November 2024 - 15:03

Track Rating: Heavy 8, Weather: Overcast, Rail Position: +2m Entire

Section	Overall	1600m	1400m	1200m	1000m	800m	600m	400m	200m				
Section Times	1:53.22 [6] (0:14.38)	1:38.84 [4] (0:11.23)	1:27.61 [1] (0:11.72)	1:15.89 [2] (0:12.20)	1:03.69 [1] (0:12.76)	0:50.93 [1] (0:12.65)	0:38.28 [1] (0:12.67)	0:25.61 [1] (0:12.39)	0:13.22 [5] (0:13.22)				
Average Speed [km/h]	50.6	64.8	61.8	59.1	56.5	57.0	57.1	58.2	54.5				
Top Speed [km/h]	64.4	66.3	65.1	60.4	57.2	57.9	57.9	58.6	57.1				
Avg. Dist. to Rail [m]	9.2	4.3	1.8	1.1	0.8	0.3	1.1	5.0	6.4				
Avg. Stride Freq. [Hz]	2.2	2.4	2.3	2.2	2.1	2.2	2.2	2.2	2.1				
Avg. Stride Length [m]	7.0	7.7	7.6	7.5	7.3	7.3	7.2	7.2	7.1				



- [] Ranking at each section and finish
- .-.- No data available at this section
- NA No data available



Horse/Jockey Name	Lately
Final Rank	7
Fastest Section Time (Section)	0:11.78 (1400m)
Top Speed [km/h] (Section)	63.5 (1400m)
Race State	Finished



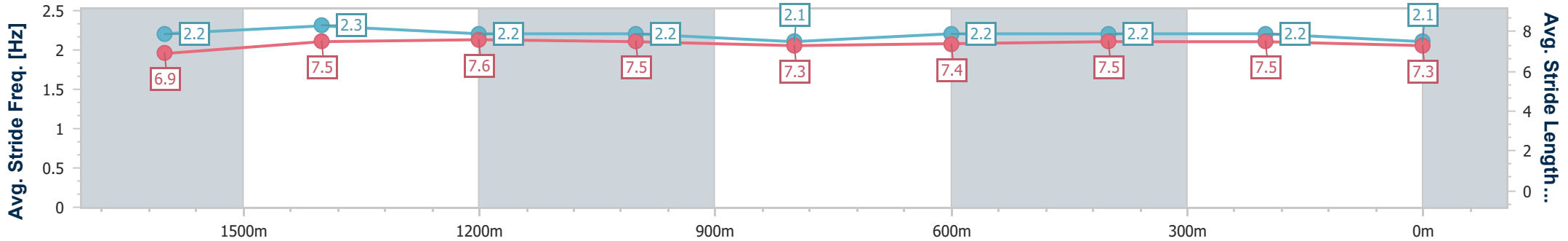
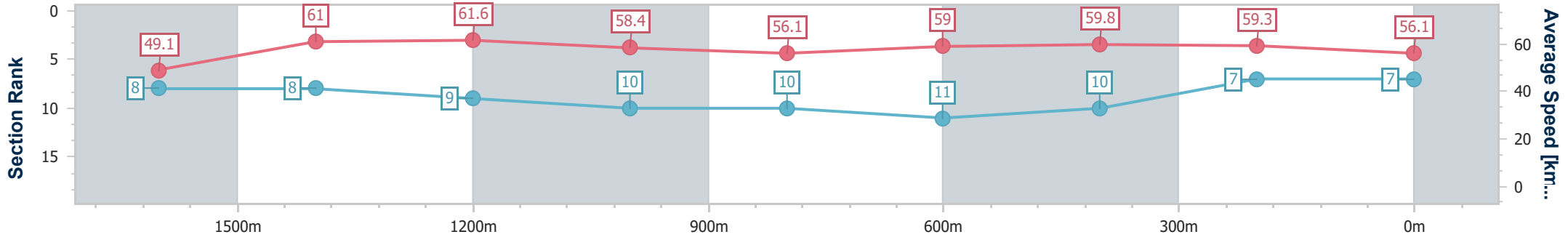
Sunshine Coast QLD Professional
 Race 4: HIGGINS COATINGS BENCHMARK 68 Handicap - 1800m



16 November 2024 - 15:03

Track Rating: Heavy 8, Weather: Overcast, Rail Position: +2m Entire

Section	Overall	1600m	1400m	1200m	1000m	800m	600m	400m	200m
Section Times	1:53.27 [7] (0:14.74)	1:38.53 [8] (0:11.90)	1:26.63 [8] (0:11.78)	1:14.85 [9] (0:12.36)	1:02.49 [10] (0:12.90)	0:49.59 [10] (0:12.42)	0:37.17 [11] (0:12.20)	0:24.97 [10] (0:12.12)	0:12.85 [7] (0:12.85)
Average Speed [km/h]	49.1	61.0	61.6	58.4	56.1	59.0	59.8	59.3	56.1
Top Speed [km/h]	62.1	62.3	63.5	60.0	59.6	61.6	61.3	60.1	58.3
Avg. Dist. to Rail [m]	6.7	2.5	2.8	3.3	3.0	2.4	2.5	4.7	7.4
Avg. Stride Freq. [Hz]	2.2	2.3	2.2	2.2	2.1	2.2	2.2	2.2	2.1
Avg. Stride Length [m]	6.9	7.5	7.6	7.5	7.3	7.4	7.5	7.5	7.3



- [] Ranking at each section and finish
- .-.- No data available at this section
- NA No data available



Horse/Jockey Name	Ring Bearer
Final Rank	8
Fastest Section Time (Section)	0:11.36 (1600m)
Top Speed [km/h] (Section)	65.5 (1600m)
Race State	Finished



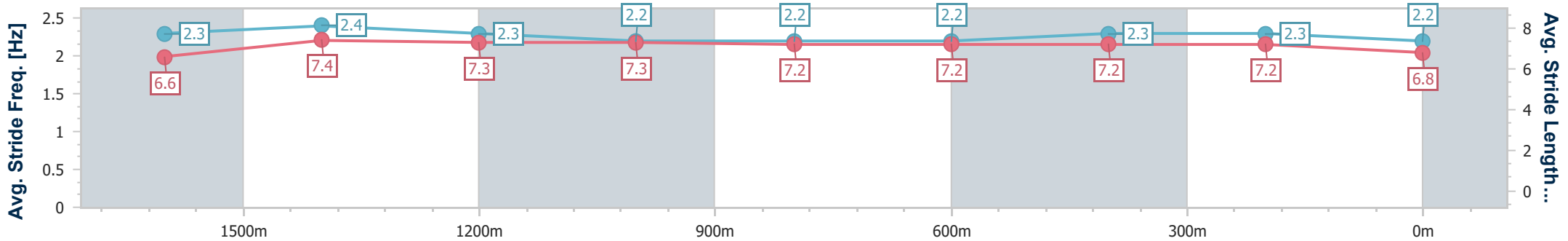
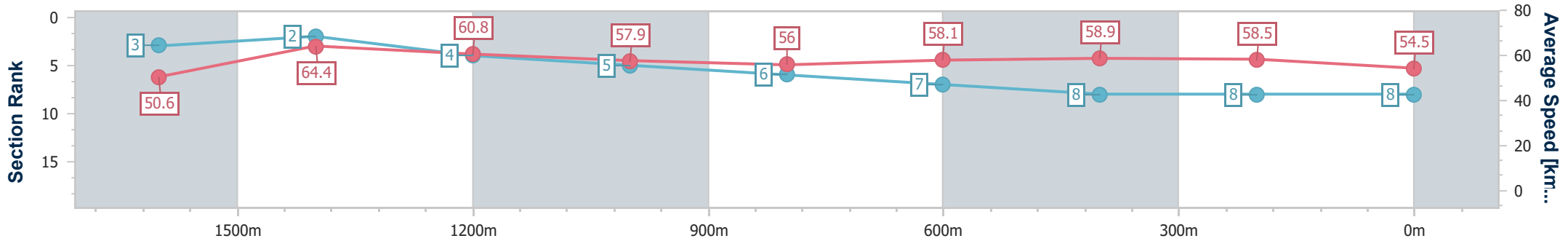
Sunshine Coast QLD Professional
Race 4: HIGGINS COATINGS BENCHMARK 68 Handicap - 1800m



16 November 2024 - 15:03

Track Rating: Heavy 8, Weather: Overcast, Rail Position: +2m Entire

Section	Overall	1600m	1400m	1200m	1000m	800m	600m	400m	200m				
Section Times	1:53.67 [8] (0:14.34)	1:39.33 [3] (0:11.36)	1:27.97 [2] (0:11.88)	1:16.09 [4] (0:12.51)	1:03.58 [5] (0:12.94)	0:50.64 [6] (0:12.57)	0:38.07 [7] (0:12.56)	0:25.51 [8] (0:12.30)	0:13.21 [8] (0:13.21)				
Average Speed [km/h]	50.6	64.4	60.8	57.9	56.0	58.1	58.9	58.5	54.5				
Top Speed [km/h]	63.2	65.5	63.5	58.2	56.8	59.7	59.3	59.6	57.2				
Avg. Dist. to Rail [m]	8.0	4.0	3.0	3.2	3.0	2.1	4.6	9.3	9.9				
Avg. Stride Freq. [Hz]	2.3	2.4	2.3	2.2	2.2	2.2	2.3	2.3	2.2				
Avg. Stride Length [m]	6.6	7.4	7.3	7.3	7.2	7.2	7.2	7.2	6.8				



- [] Ranking at each section and finish
- .-.- No data available at this section
- NA No data available



Horse/Jockey Name	Ichiban
Final Rank	9
Fastest Section Time (Section)	0:11.75 (1400m)
Top Speed [km/h] (Section)	62.4 (1400m)
Race State	Finished



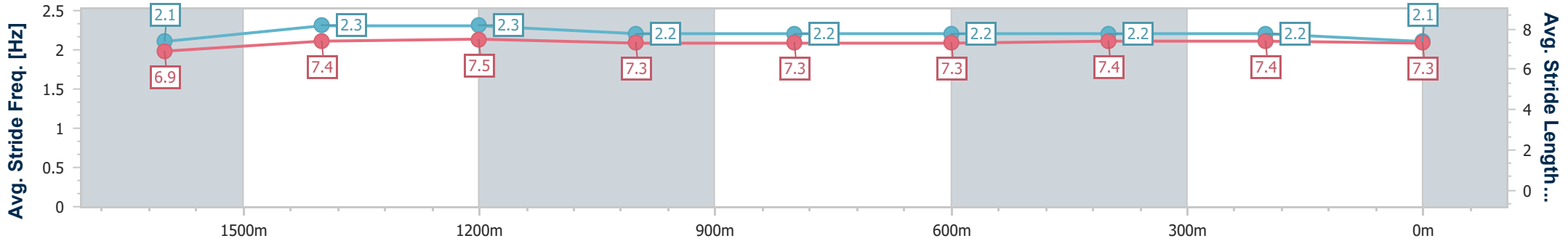
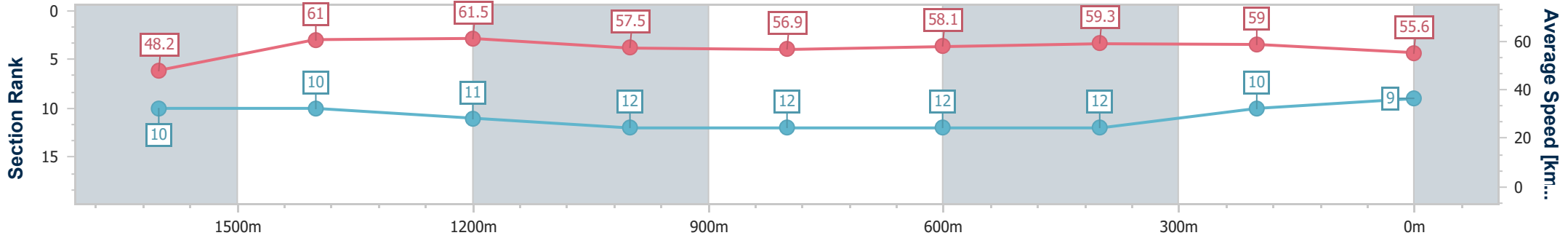
Sunshine Coast QLD Professional
Race 4: HIGGINS COATINGS BENCHMARK 68 Handicap - 1800m



16 November 2024 - 15:03

Track Rating: Heavy 8, Weather: Overcast, Rail Position: +2m Entire

Section	Overall	1600m	1400m	1200m	1000m	800m	600m	400m	200m			
Section Times	1:53.88 [9] (0:14.99)	1:38.89 [10] (0:11.92)	1:26.97 [10] (0:11.75)	1:15.22 [11] (0:12.55)	1:02.67 [12] (0:12.74)	0:49.93 [12] (0:12.49)	0:37.44 [12] (0:12.27)	0:25.17 [12] (0:12.21)	0:12.96 [10] (0:12.96)			
Average Speed [km/h]	48.2	61.0	61.5	57.5	56.9	58.1	59.3	59.0	55.6			
Top Speed [km/h]	60.1	61.2	62.4	60.4	60.1	60.6	60.2	60.7	57.6			
Avg. Dist. to Rail [m]	6.6	2.3	2.4	2.3	2.0	1.1	2.4	7.4	7.4			
Avg. Stride Freq. [Hz]	2.1	2.3	2.3	2.2	2.2	2.2	2.2	2.2	2.1			
Avg. Stride Length [m]	6.9	7.4	7.5	7.3	7.3	7.3	7.4	7.4	7.3			



- [] Ranking at each section and finish
- .-.- No data available at this section
- NA No data available



Horse/Jockey Name	Toolatamate
Final Rank	10
Fastest Section Time (Section)	0:11.54 (1600m)
Top Speed [km/h] (Section)	64.1 (1600m)
Race State	Finished



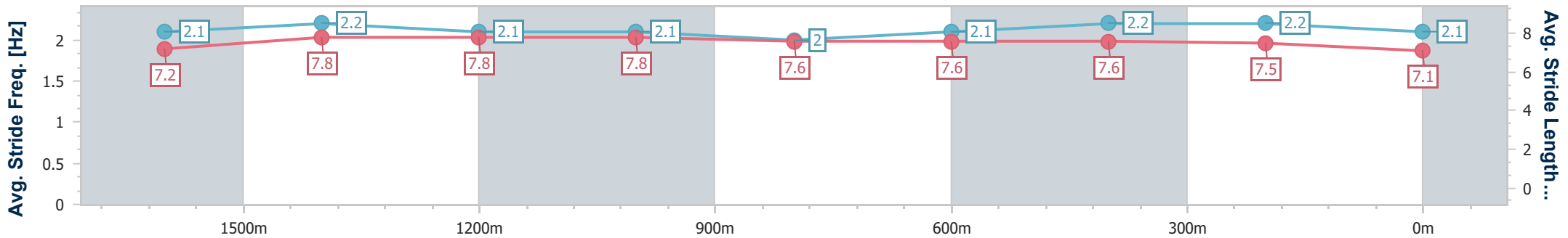
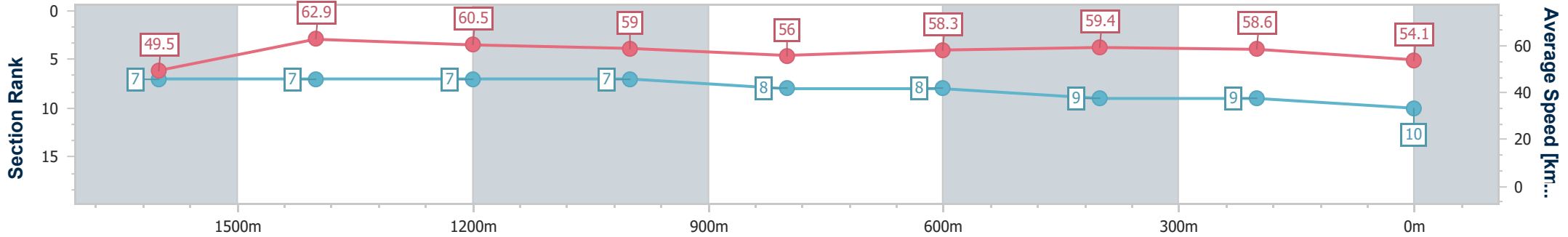
Sunshine Coast QLD Professional
Race 4: HIGGINS COATINGS BENCHMARK 68 Handicap - 1800m



16 November 2024 - 15:03

Track Rating: Heavy 8, Weather: Overcast, Rail Position: +2m Entire

Section	Overall	1600m	1400m	1200m	1000m	800m	600m	400m	200m				
Section Times	1:53.90 [10] (0:14.62)	1:39.28 [7] (0:11.54)	1:27.74 [7] (0:12.00)	1:15.74 [7] (0:12.18)	1:03.56 [7] (0:12.96)	0:50.60 [8] (0:12.54)	0:38.06 [8] (0:12.45)	0:25.61 [9] (0:12.27)	0:13.34 [9] (0:13.34)				
Average Speed [km/h]	49.5	62.9	60.5	59.0	56.0	58.3	59.4	58.6	54.1				
Top Speed [km/h]	62.1	64.1	61.3	60.8	58.4	60.2	59.6	59.7	57.2				
Avg. Dist. to Rail [m]	5.3	2.6	2.9	3.2	2.9	2.2	4.9	9.8	11.1				
Avg. Stride Freq. [Hz]	2.1	2.2	2.1	2.1	2.0	2.1	2.2	2.2	2.1				
Avg. Stride Length [m]	7.2	7.8	7.8	7.8	7.6	7.6	7.6	7.5	7.1				



- [] Ranking at each section and finish
- .-.- No data available at this section
- NA No data available



Horse/Jockey Name	Blagny
Final Rank	11
Fastest Section Time (Section)	0:11.77 (1400m)
Top Speed [km/h] (Section)	63.0 (1400m)
Race State	Finished



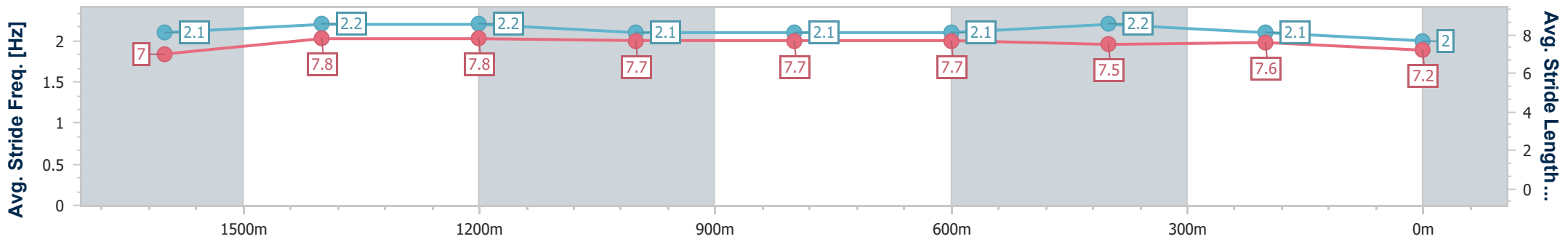
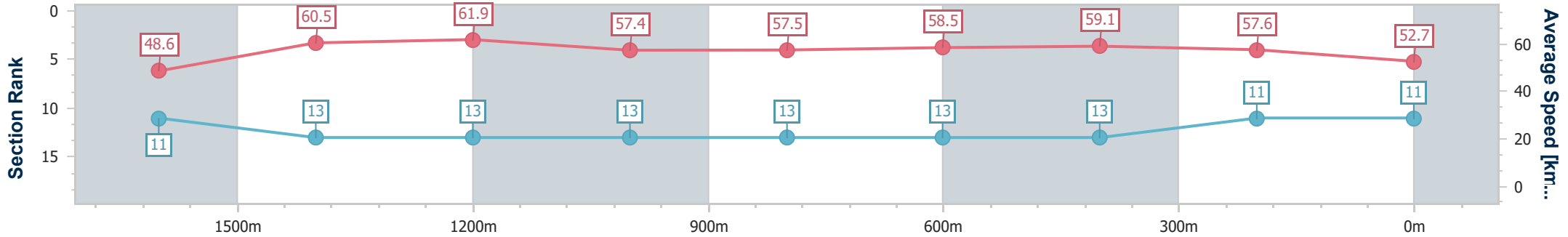
Sunshine Coast QLD Professional
Race 4: HIGGINS COATINGS BENCHMARK 68 Handicap - 1800m



16 November 2024 - 15:03

Track Rating: Heavy 8, Weather: Overcast, Rail Position: +2m Entire

Section	Overall	1600m	1400m	1200m	1000m	800m	600m	400m	200m			
Section Times	1:54.90 [11] (0:15.04)	1:39.86 [11] (0:12.10)	1:27.76 [13] (0:11.77)	1:15.99 [13] (0:12.54)	1:03.45 [13] (0:12.59)	0:50.86 [13] (0:12.46)	0:38.40 [13] (0:12.23)	0:26.17 [13] (0:12.52)	0:13.65 [11] (0:13.65)			
Average Speed [km/h]	48.6	60.5	61.9	57.4	57.5	58.5	59.1	57.6	52.7			
Top Speed [km/h]	59.4	61.5	63.0	61.1	60.1	60.8	60.8	58.4	55.3			
Avg. Dist. to Rail [m]	12.5	4.1	3.8	3.4	2.2	1.4	1.0	3.6	4.3			
Avg. Stride Freq. [Hz]	2.1	2.2	2.2	2.1	2.1	2.1	2.2	2.1	2.0			
Avg. Stride Length [m]	7.0	7.8	7.8	7.7	7.7	7.7	7.5	7.6	7.2			



- [] Ranking at each section and finish
- .-.- No data available at this section
- NA No data available



Horse/Jockey Name	Majorian
Final Rank	12
Fastest Section Time (Section)	0:11.61 (1600m)
Top Speed [km/h] (Section)	64.9 (1400m)
Race State	Finished



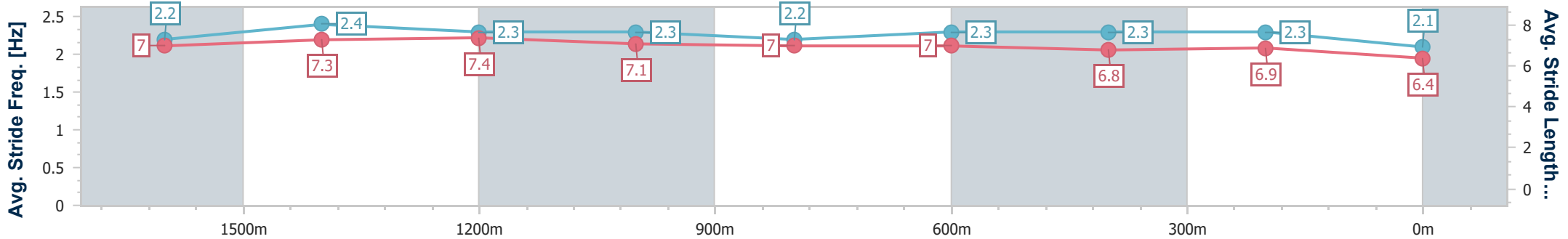
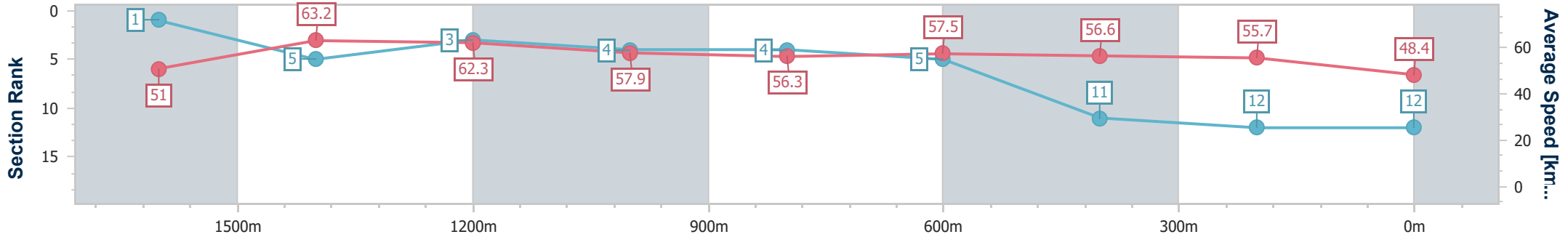
Sunshine Coast QLD Professional
Race 4: HIGGINS COATINGS BENCHMARK 68 Handicap - 1800m



16 November 2024 - 15:03

Track Rating: Heavy 8, Weather: Overcast, Rail Position: +2m Entire

Section	Overall	1600m	1400m	1200m	1000m	800m	600m	400m	200m				
Section Times	1:56.15 [12] (0:14.28)	1:41.87 [1] (0:11.61)	1:30.26 [5] (0:11.63)	1:18.63 [3] (0:12.45)	1:06.18 [4] (0:12.86)	0:53.32 [4] (0:12.61)	0:40.71 [5] (0:12.91)	0:27.80 [11] (0:12.93)	0:14.87 [12] (0:14.87)				
Average Speed [km/h]	51.0	63.2	62.3	57.9	56.3	57.5	56.6	55.7	48.4				
Top Speed [km/h]	64.4	64.8	64.9	59.3	57.1	58.3	57.7	56.8	53.7				
Avg. Dist. to Rail [m]	10.4	4.8	3.1	1.6	1.6	0.9	2.8	4.7	5.7				
Avg. Stride Freq. [Hz]	2.2	2.4	2.3	2.3	2.2	2.3	2.3	2.3	2.1				
Avg. Stride Length [m]	7.0	7.3	7.4	7.1	7.0	7.0	6.8	6.9	6.4				



- [] Ranking at each section and finish
- .-.- No data available at this section
- NA No data available



Horse/Jockey Name	Kerkorian
Final Rank	13
Fastest Section Time (Section)	0:11.40 (1600m)
Top Speed [km/h] (Section)	65.7 (1600m)
Race State	Finished



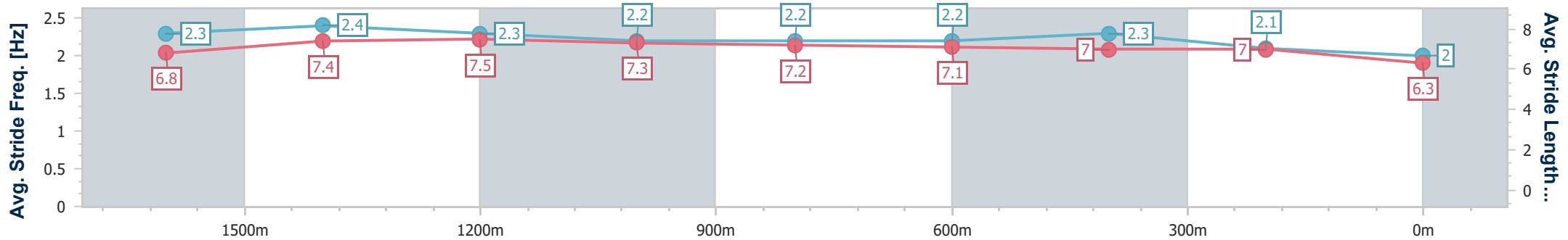
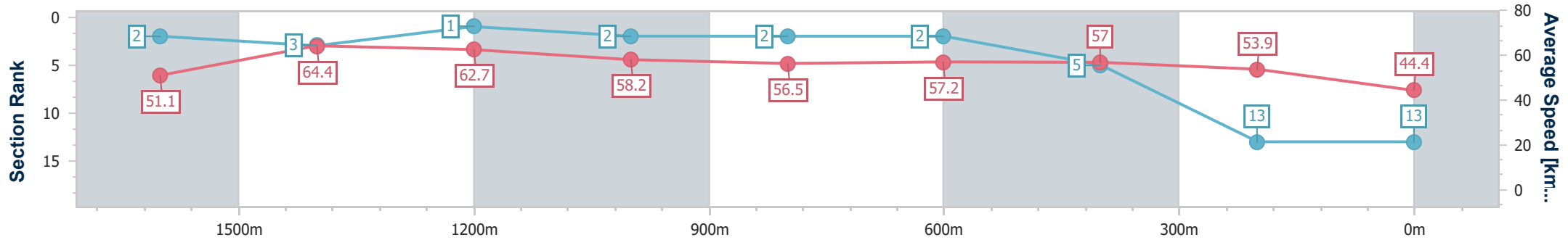
Sunshine Coast QLD Professional
Race 4: HIGGINS COATINGS BENCHMARK 68 Handicap - 1800m



16 November 2024 - 15:03

Track Rating: Heavy 8, Weather: Overcast, Rail Position: +2m Entire

Section	Overall	1600m	1400m	1200m	1000m	800m	600m	400m	200m				
Section Times	1:57.50 [13] (0:14.32)	1:43.18 [2] (0:11.40)	1:31.78 [3] (0:11.61)	1:20.17 [1] (0:12.37)	1:07.80 [2] (0:12.81)	0:54.99 [2] (0:12.61)	0:42.38 [2] (0:12.80)	0:29.58 [5] (0:13.39)	0:16.19 [13] (0:16.19)				
Average Speed [km/h]	51.1	64.4	62.7	58.2	56.5	57.2	57.0	53.9	44.4				
Top Speed [km/h]	64.2	65.7	65.4	60.6	57.4	58.2	58.0	56.0	50.2				
Avg. Dist. to Rail [m]	11.3	6.1	4.0	2.9	1.8	0.7	1.8	7.7	7.9				
Avg. Stride Freq. [Hz]	2.3	2.4	2.3	2.2	2.2	2.2	2.3	2.1	2.0				
Avg. Stride Length [m]	6.8	7.4	7.5	7.3	7.2	7.1	7.0	7.0	6.3				



- [] Ranking at each section and finish
- .-.- No data available at this section
- NA No data available