

Track Rating: Heavy 8, Weather: Overcast, Rail Position: +2m Entire

Section		Overall	1200m	1000m	800m	600m	400m	Last 600m				
Field Times		1:25.63 (0:13.79)	1:11.84 (0:11.62)	1:00.22 (0:12.34)	0:47.88 (0:12.60)	0:35.28 (0:12.22)	0:23.06 (0:11.32)	0:35.28				
Rank	TAB Horse/Jockey	Barrier	Top Speed [km/h]	Fastest Section	Distance Travelled [m]							
1	9 TRANSATLANTIC Angela Jones	8	64.9 400m	0:11.32 400m	1:25.63 [1] (0:13.89)	1:11.74 [3] (0:11.52)	1:00.22 [1] (0:12.34)	0:47.88 [1] (0:12.60)	0:35.28 [1] (0:12.22)	0:23.06 [1] (0:11.32)	0:35.28	
2	12 MISS JOELENE James Orman	3	64.7 400m	0:11.31 400m	1:26.45 [2] (0:13.98)	1:12.47 [4] (0:11.65)	1:00.82 [4] (0:12.41)	0:48.41 [4] (0:12.75)	0:35.66 [5] (0:12.11)	0:23.55 [4] (0:11.31)	0:35.66	+3
3	3 BILLIONAIR BABY Mark Du Plessis	1	64.6 400m	0:11.39 400m	1:26.77 [3] (0:14.26)	1:12.51 [6] (0:11.60)	1:00.91 [6] (0:12.51)	0:48.40 [7] (0:12.58)	0:35.82 [7] (0:12.00)	0:23.82 [5] (0:11.39)	0:35.82	+1
4	13 OCEAN ZAR Nikita Beriman	5	64.5 Overall	0:11.44 400m	1:26.79 [4] (0:13.79)	1:13.00 [1] (0:11.63)	1:01.37 [2] (0:12.49)	0:48.88 [3] (0:12.71)	0:36.17 [3] (0:12.17)	0:24.00 [3] (0:11.44)	0:36.17	+5
5	4 CASTILLIAN Jag Guthmann-Chester	6	64.5 Overall	0:11.45 400m	1:26.86 [5] (0:14.11)	1:12.75 [5] (0:11.57)	1:01.18 [5] (0:12.44)	0:48.74 [5] (0:12.67)	0:36.07 [6] (0:12.22)	0:23.85 [6] (0:11.45)	0:36.07	+5
6	15 CLUEDO Boris Thornton	2	64.0 400m	0:11.40 400m	1:27.12 [6] (0:14.27)	1:12.85 [7] (0:11.64)	1:01.21 [7] (0:12.50)	0:48.71 [8] (0:12.71)	0:36.00 [8] (0:12.09)	0:23.91 [9] (0:11.40)	0:36.00	+3
7	2 BETTER BE NORDY Jake Bayliss	9	64.1 1200m	0:11.55 400m	1:27.19 [7] (0:14.70)	1:12.49 [9] (0:11.58)	1:00.91 [9] (0:12.41)	0:48.50 [9] (0:12.58)	0:35.92 [9] (0:11.87)	0:24.05 [8] (0:11.55)	0:35.92	+0
8	17 MAXIE TAP Trudy Thornton	7	63.8 400m	0:11.48 1200m	1:27.57 [8] (0:14.51)	1:13.06 [8] (0:11.48)	1:01.58 [8] (0:12.21)	0:49.37 [6] (0:12.57)	0:36.80 [4] (0:12.31)	0:24.49 [7] (0:11.71)	0:36.80	+7
9	5 I AM A MARVEL Bailey Wheeler	4	65.7 Overall	0:11.64 1200m	1:28.40 [9] (0:13.80)	1:14.60 [2] (0:11.64)	1:02.96 [3] (0:12.45)	0:50.51 [2] (0:12.64)	0:37.87 [2] (0:12.17)	0:25.70 [2] (0:11.89)	0:37.87	+1

Scratched: Millward (#7), Bandasha (#1), Treporti (#8), Invisible Tears (#16), Jovita (#11), Larrikin Rogue (#6), West Cork (#10), Can't Recall One (#14)



Sunshine Coast QLD Professional

Race 5: INNOVATIVE PLANNING SOLUTIONS Class 3 Plate - 1400m

16 November 2024 - 15:38



Track Rating: Heavy 8, Weather: Overcast, Rail Position: +2m Entire

Section				200m				Last 600m	
Field Times				0:11.74 (0:11.74)				0:35.28	
Rank	TAB	Horse/Jockey	Barrier	Top Speed [km/h]	Fastest Section	Margin			Distance Travelled [m]
1	9	TRANSATLANTIC Angela Jones	8	64.9 400m	0:11.32 400m	0:11.74 [1] (0:11.74)	1:25.63		0:35.28
2	12	MISS JOELENE James Orman	3	64.7 400m	0:11.31 400m	0:12.24 [2] (0:12.24)	4.8L		0:35.66 +3
3	3	BILLIONAIRE BABY Mark Du Plessis	1	64.6 400m	0:11.39 400m	0:12.43 [4] (0:12.43)	6.6L		0:35.82 +1
4	13	OCEAN ZAR Nikita Beriman	5	64.5 Overall	0:11.44 400m	0:12.56 [3] (0:12.56)	6.7L		0:36.17 +5
5	4	CASTILLIAN Jag Guthmann-Chester	6	64.5 Overall	0:11.45 400m	0:12.40 [5] (0:12.40)	7L		0:36.07 +5
6	15	CLUEDO Boris Thornton	2	64.0 400m	0:11.40 400m	0:12.51 [7] (0:12.51)	8.5L		0:36.00 +3
7	2	BETTER BE NORDY Jake Bayliss	9	64.1 1200m	0:11.55 400m	0:12.50 [8] (0:12.50)	8.8L		0:35.92 +0
8	17	MAXIE TAP Trudy Thornton	7	63.8 400m	0:11.48 1200m	0:12.78 [9] (0:12.78)	10.8L		0:36.80 +7
9	5	I AM A MARVEL Bailey Wheeler	4	65.7 Overall	0:11.64 1200m	0:13.81 [6] (0:13.81)	15.6L		0:37.87 +1

Scratched: Millward (#7), Bandasha (#1), Treporti (#8), Invisible Tears (#16), Jovita (#11), Larrikin Rogue (#6), West Cork (#10), Can't Recall One (#14)

[] Ranking at each section and finish
 -:-:- No data available at this section
 NA No data available

SCN Saddle cloth number
 DNF Did not finish
 DNT Did not track



Horse/Jockey Name	Transatlantic
Final Rank	1
Fastest Section Time (Section)	0:11.32 (400m)
Top Speed [km/h] (Section)	64.9 (400m)
Race State	Finished



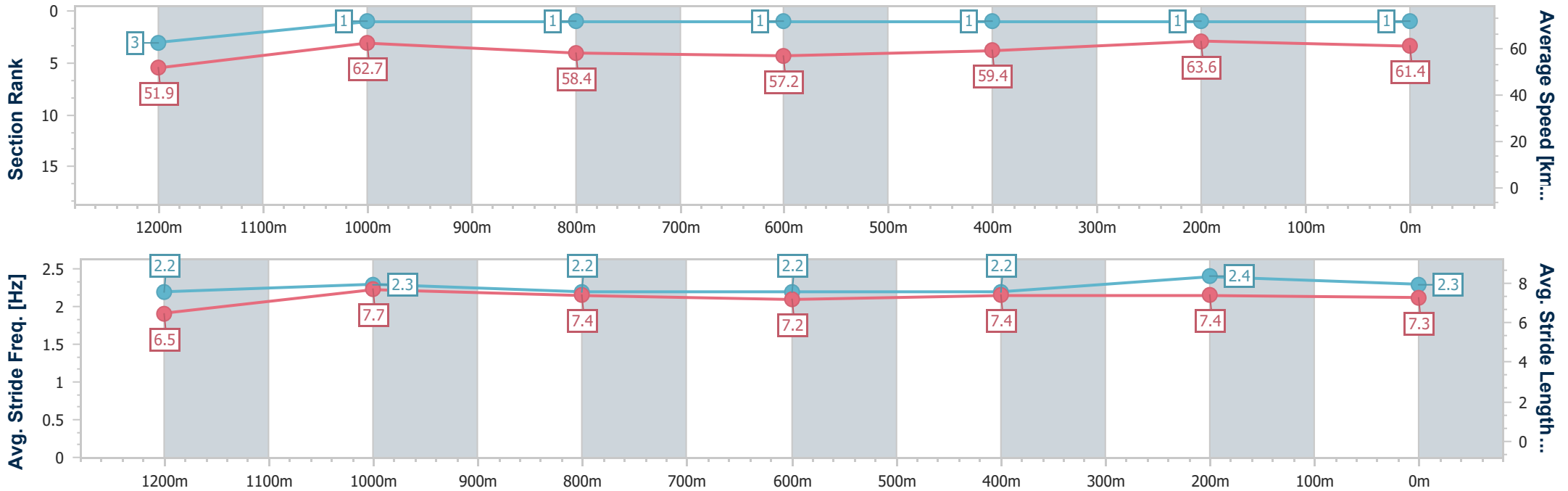
Sunshine Coast QLD Professional
Race 5: INNOVATIVE PLANNING SOLUTIONS Class 3 Plate - 1400m



16 November 2024 - 15:38

Track Rating: Heavy 8, Weather: Overcast, Rail Position: +2m Entire

Section	Overall	1200m	1000m	800m	600m	400m	200m
Section Times	1:25.63 [1] (0:13.89)	1:11.74 [3] (0:11.52)	1:00.22 [1] (0:12.34)	0:47.88 [1] (0:12.60)	0:35.28 [1] (0:12.22)	0:23.06 [1] (0:11.32)	0:11.74 [1] (0:11.74)
Average Speed [km/h]	51.9	62.7	58.4	57.2	59.4	63.6	61.4
Top Speed [km/h]	64.1	64.0	60.8	58.9	61.7	64.9	64.0
Avg. Dist. to Rail [m]	10.9	5.2	2.6	0.4	1.1	5.2	6.4
Avg. Stride Freq. [Hz]	2.2	2.3	2.2	2.2	2.2	2.4	2.3
Avg. Stride Length [m]	6.5	7.7	7.4	7.2	7.4	7.4	7.3



- [] Ranking at each section and finish
- .-.- No data available at this section
- NA No data available



Horse/Jockey Name	Miss Joelene
Final Rank	2
Fastest Section Time (Section)	0:11.31 (400m)
Top Speed [km/h] (Section)	64.7 (400m)
Race State	Finished



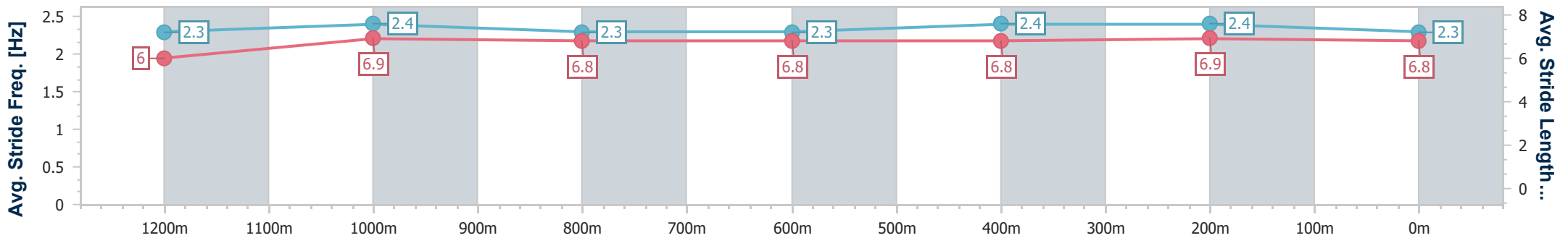
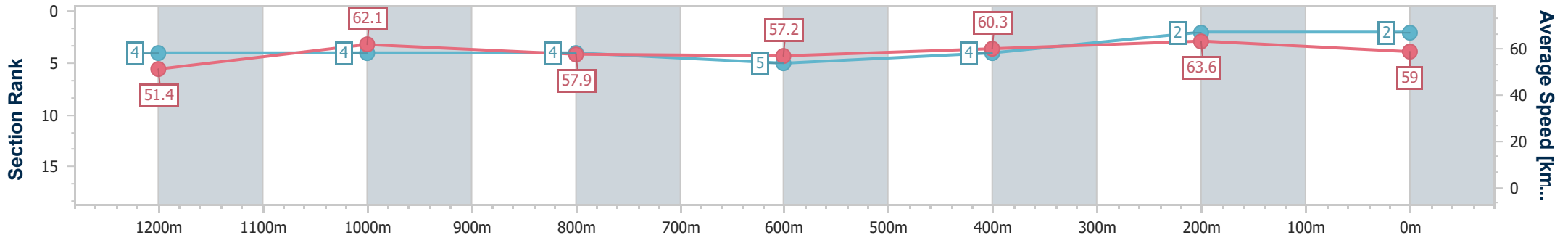
Sunshine Coast QLD Professional
Race 5: INNOVATIVE PLANNING SOLUTIONS Class 3 Plate - 1400m



16 November 2024 - 15:38

Track Rating: Heavy 8, Weather: Overcast, Rail Position: +2m Entire

Section	Overall	1200m	1000m	800m	600m	400m	200m						
Section Times	1:26.45 [2] (0:13.98)	1:12.47 [4] (0:11.65)	1:00.82 [4] (0:12.41)	0:48.41 [4] (0:12.75)	0:35.66 [5] (0:12.11)	0:23.55 [4] (0:11.31)	0:12.24 [2] (0:12.24)						
Average Speed [km/h]	51.4	62.1	57.9	57.2	60.3	63.6	59.0						
Top Speed [km/h]	63.3	63.6	58.7	59.5	62.5	64.7	62.3						
Avg. Dist. to Rail [m]	6.7	4.0	2.2	1.7	2.8	6.1	7.4						
Avg. Stride Freq. [Hz]	2.3	2.4	2.3	2.3	2.4	2.4	2.3						
Avg. Stride Length [m]	6.0	6.9	6.8	6.8	6.8	6.9	6.8						



- [] Ranking at each section and finish
- .-.- No data available at this section
- NA No data available



Horse/Jockey Name	Billionair Baby
Final Rank	3
Fastest Section Time (Section)	0:11.39 (400m)
Top Speed [km/h] (Section)	64.6 (400m)
Race State	Finished



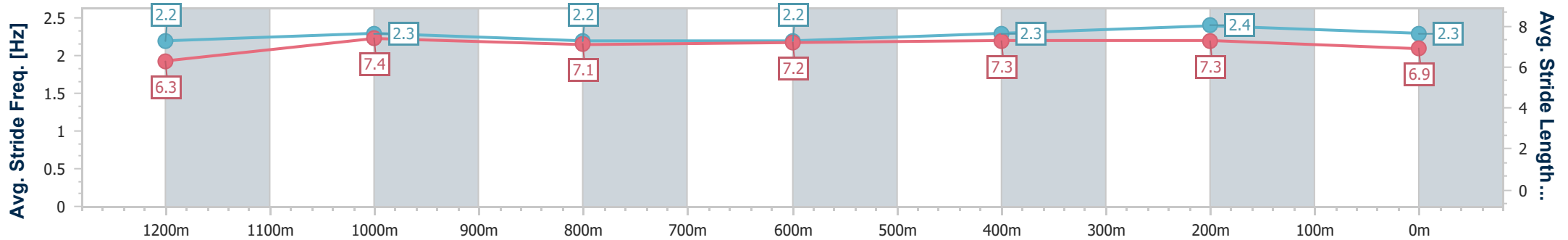
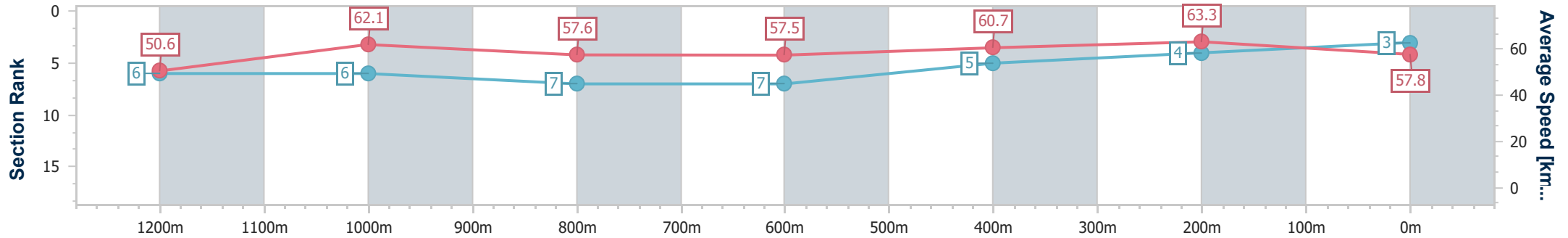
Sunshine Coast QLD Professional
 Race 5: INNOVATIVE PLANNING SOLUTIONS Class 3 Plate - 1400m



16 November 2024 - 15:38

Track Rating: Heavy 8, Weather: Overcast, Rail Position: +2m Entire

Section	Overall	1200m	1000m	800m	600m	400m	200m
Section Times	1:26.77 [3] (0:14.26)	1:12.51 [6] (0:11.60)	1:00.91 [6] (0:12.51)	0:48.40 [7] (0:12.58)	0:35.82 [7] (0:12.00)	0:23.82 [5] (0:11.39)	0:12.43 [4] (0:12.43)
Average Speed [km/h]	50.6	62.1	57.6	57.5	60.7	63.3	57.8
Top Speed [km/h]	63.9	63.9	59.3	60.2	62.9	64.6	62.0
Avg. Dist. to Rail [m]	3.6	1.9	1.1	0.5	1.9	4.7	4.8
Avg. Stride Freq. [Hz]	2.2	2.3	2.2	2.2	2.3	2.4	2.3
Avg. Stride Length [m]	6.3	7.4	7.1	7.2	7.3	7.3	6.9



- [] Ranking at each section and finish
- .-.- No data available at this section
- NA No data available



Horse/Jockey Name	Ocean Zar
Final Rank	4
Fastest Section Time (Section)	0:11.44 (400m)
Top Speed [km/h] (Section)	64.5 (Overall)
Race State	Finished



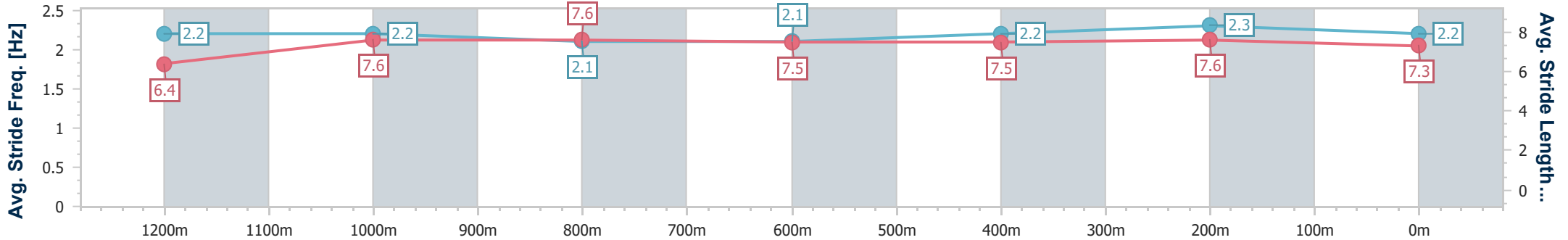
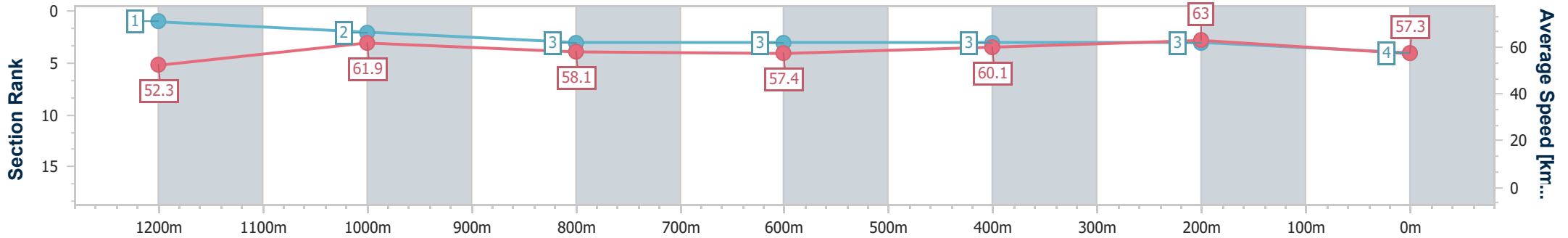
Sunshine Coast QLD Professional
 Race 5: INNOVATIVE PLANNING SOLUTIONS Class 3 Plate - 1400m



16 November 2024 - 15:38

Track Rating: Heavy 8, Weather: Overcast, Rail Position: +2m Entire

Section	Overall	1200m	1000m	800m	600m	400m	200m
Section Times	1:26.79 [4] (0:13.79)	1:13.00 [1] (0:11.63)	1:01.37 [2] (0:12.49)	0:48.88 [3] (0:12.71)	0:36.17 [3] (0:12.17)	0:24.00 [3] (0:11.44)	0:12.56 [3] (0:12.56)
Average Speed [km/h]	52.3	61.9	58.1	57.4	60.1	63.0	57.3
Top Speed [km/h]	64.5	64.0	60.0	59.2	62.2	64.1	61.3
Avg. Dist. to Rail [m]	8.3	3.6	3.1	2.5	2.9	6.4	7.0
Avg. Stride Freq. [Hz]	2.2	2.2	2.1	2.1	2.2	2.3	2.2
Avg. Stride Length [m]	6.4	7.6	7.6	7.5	7.5	7.6	7.3



- [] Ranking at each section and finish
- .-.- No data available at this section
- NA No data available



Horse/Jockey Name	Castillian
Final Rank	5
Fastest Section Time (Section)	0:11.45 (400m)
Top Speed [km/h] (Section)	64.5 (Overall)
Race State	Finished



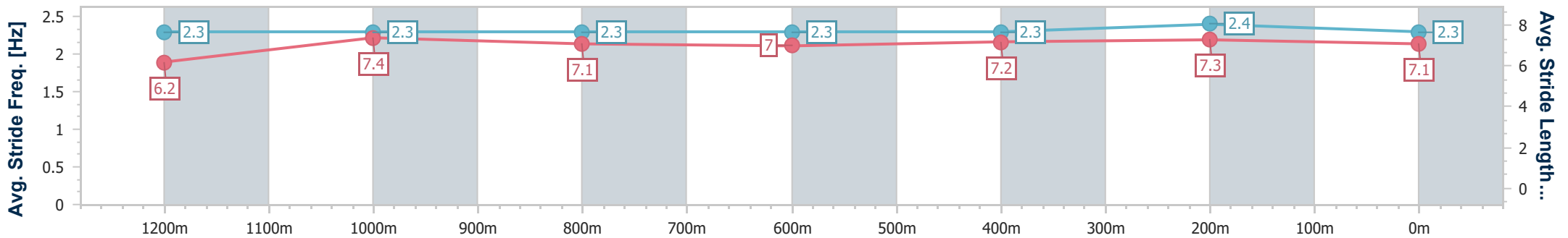
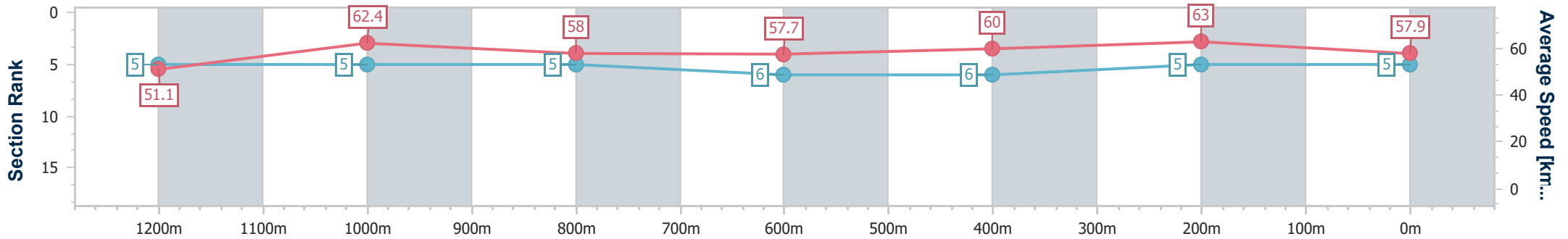
Sunshine Coast QLD Professional
Race 5: INNOVATIVE PLANNING SOLUTIONS Class 3 Plate - 1400m



16 November 2024 - 15:38

Track Rating: Heavy 8, Weather: Overcast, Rail Position: +2m Entire

Section	Overall	1200m	1000m	800m	600m	400m	200m
Section Times	1:26.86 [5] (0:14.11)	1:12.75 [5] (0:11.57)	1:01.18 [5] (0:12.44)	0:48.74 [5] (0:12.67)	0:36.07 [6] (0:12.22)	0:23.85 [6] (0:11.45)	0:12.40 [5] (0:12.40)
Average Speed [km/h]	51.1	62.4	58.0	57.7	60.0	63.0	57.9
Top Speed [km/h]	64.5	64.4	59.1	60.6	62.4	63.8	61.7
Avg. Dist. to Rail [m]	8.7	3.8	2.6	2.2	3.3	5.9	6.5
Avg. Stride Freq. [Hz]	2.3	2.3	2.3	2.3	2.3	2.4	2.3
Avg. Stride Length [m]	6.2	7.4	7.1	7.0	7.2	7.3	7.1



- [] Ranking at each section and finish
- .-.- No data available at this section
- NA No data available



Horse/Jockey Name	Cluedo
Final Rank	6
Fastest Section Time (Section)	0:11.40 (400m)
Top Speed [km/h] (Section)	64.0 (400m)
Race State	Finished



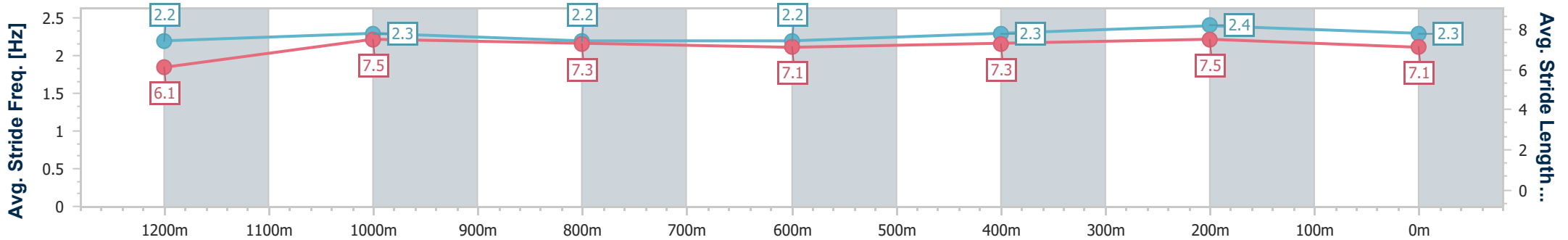
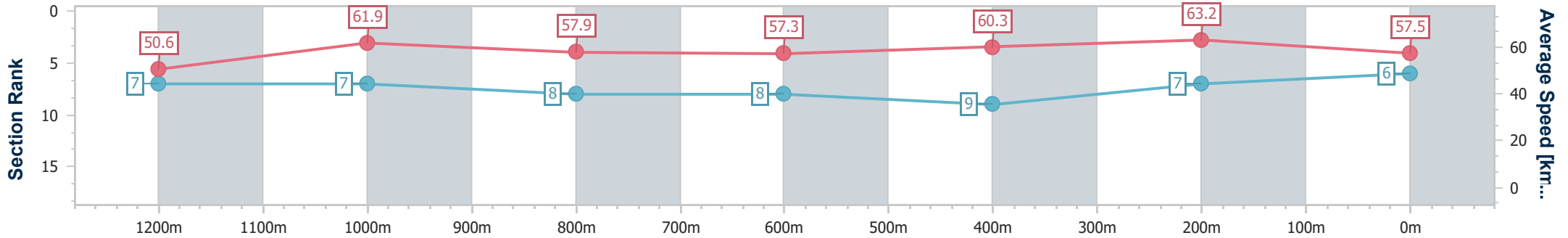
Sunshine Coast QLD Professional
Race 5: INNOVATIVE PLANNING SOLUTIONS Class 3 Plate - 1400m



16 November 2024 - 15:38

Track Rating: Heavy 8, Weather: Overcast, Rail Position: +2m Entire

Section	Overall	1200m	1000m	800m	600m	400m	200m
Section Times	1:27.12 [6] (0:14.27)	1:12.85 [7] (0:11.64)	1:01.21 [7] (0:12.50)	0:48.71 [8] (0:12.71)	0:36.00 [8] (0:12.09)	0:23.91 [9] (0:11.40)	0:12.51 [7] (0:12.51)
Average Speed [km/h]	50.6	61.9	57.9	57.3	60.3	63.2	57.5
Top Speed [km/h]	62.4	63.4	59.2	60.0	63.2	64.0	61.5
Avg. Dist. to Rail [m]	5.4	3.1	2.6	1.9	1.7	6.2	7.7
Avg. Stride Freq. [Hz]	2.2	2.3	2.2	2.2	2.3	2.4	2.3
Avg. Stride Length [m]	6.1	7.5	7.3	7.1	7.3	7.5	7.1



- [] Ranking at each section and finish
- .-.- No data available at this section
- NA No data available



Horse/Jockey Name	Better Be Nordy
Final Rank	7
Fastest Section Time (Section)	0:11.55 (400m)
Top Speed [km/h] (Section)	64.1 (1200m)
Race State	Finished



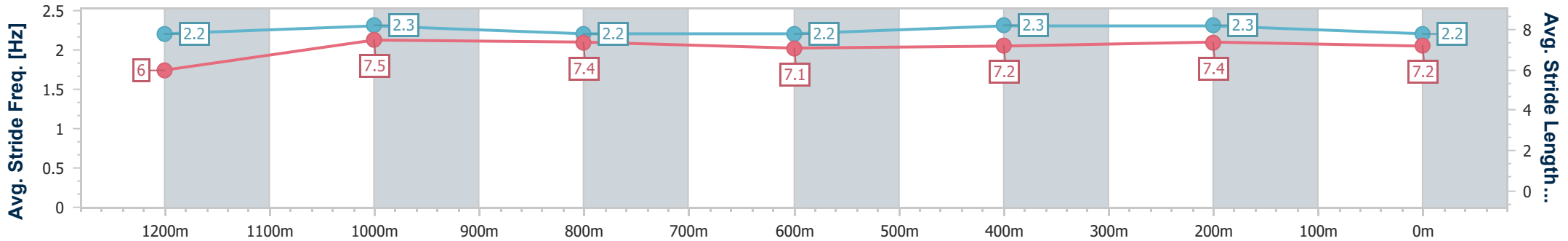
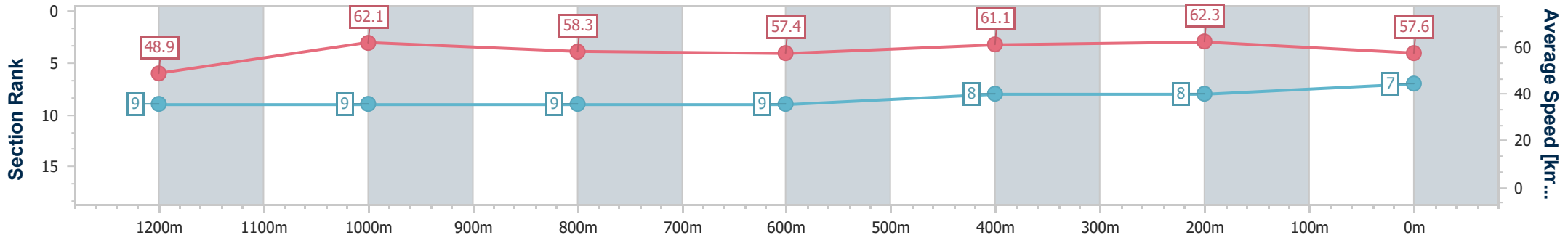
Sunshine Coast QLD Professional
Race 5: INNOVATIVE PLANNING SOLUTIONS Class 3 Plate - 1400m



16 November 2024 - 15:38

Track Rating: Heavy 8, Weather: Overcast, Rail Position: +2m Entire

Section	Overall	1200m	1000m	800m	600m	400m	200m						
Section Times	1:27.19 [7] (0:14.70)	1:12.49 [9] (0:11.58)	1:00.91 [9] (0:12.41)	0:48.50 [9] (0:12.58)	0:35.92 [9] (0:11.87)	0:24.05 [8] (0:11.55)	0:12.50 [8] (0:12.50)						
Average Speed [km/h]	48.9	62.1	58.3	57.4	61.1	62.3	57.6						
Top Speed [km/h]	64.1	64.1	60.5	61.5	62.1	64.1	60.1						
Avg. Dist. to Rail [m]	11.4	5.4	2.4	0.5	1.3	4.9	6.3						
Avg. Stride Freq. [Hz]	2.2	2.3	2.2	2.2	2.3	2.3	2.2						
Avg. Stride Length [m]	6.0	7.5	7.4	7.1	7.2	7.4	7.2						



- [] Ranking at each section and finish
- .-.- No data available at this section
- NA No data available



Horse/Jockey Name	Maxie Tap
Final Rank	8
Fastest Section Time (Section)	0:11.48 (1200m)
Top Speed [km/h] (Section)	63.8 (400m)
Race State	Finished



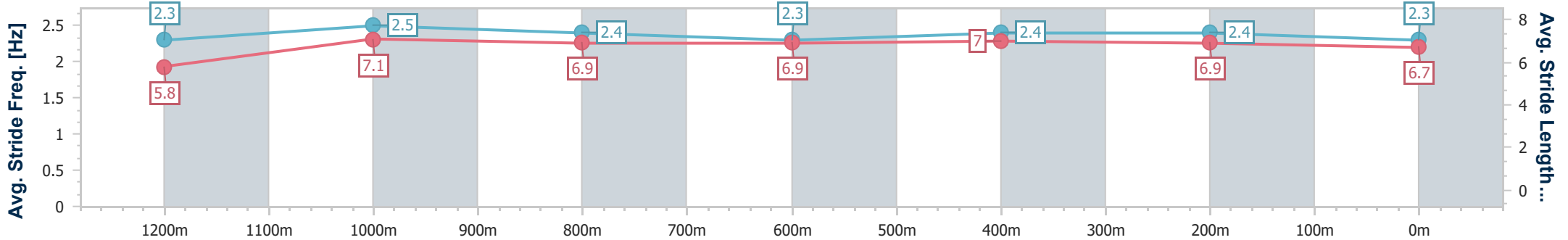
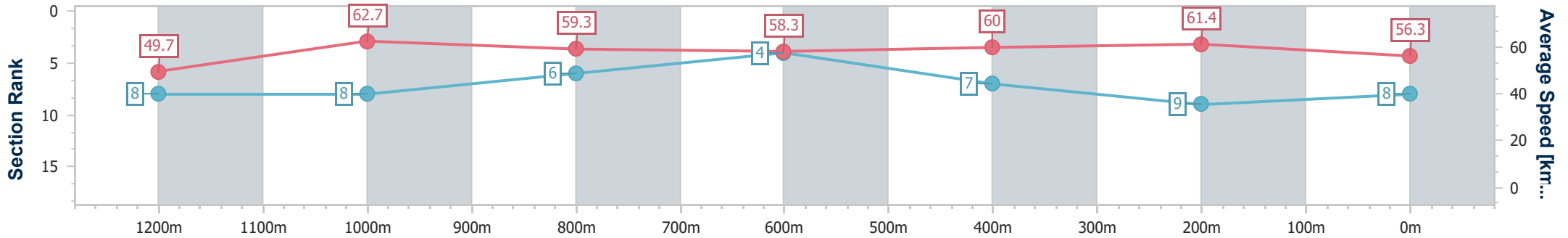
Sunshine Coast QLD Professional
Race 5: INNOVATIVE PLANNING SOLUTIONS Class 3 Plate - 1400m



16 November 2024 - 15:38

Track Rating: Heavy 8, Weather: Overcast, Rail Position: +2m Entire

Section	Overall	1200m	1000m	800m	600m	400m	200m						
Section Times	1:27.57 [8] (0:14.51)	1:13.06 [8] (0:11.48)	1:01.58 [8] (0:12.21)	0:49.37 [6] (0:12.57)	0:36.80 [4] (0:12.31)	0:24.49 [7] (0:11.71)	0:12.78 [9] (0:12.78)						
Average Speed [km/h]	49.7	62.7	59.3	58.3	60.0	61.4	56.3						
Top Speed [km/h]	63.0	63.4	61.6	59.2	61.0	63.8	61.6						
Avg. Dist. to Rail [m]	9.7	4.4	3.4	3.0	4.0	6.0	6.8						
Avg. Stride Freq. [Hz]	2.3	2.5	2.4	2.3	2.4	2.4	2.3						
Avg. Stride Length [m]	5.8	7.1	6.9	6.9	7.0	6.9	6.7						



- [] Ranking at each section and finish
- .-.- No data available at this section
- NA No data available



Horse/Jockey Name	I Am A Marvel
Final Rank	9
Fastest Section Time (Section)	0:11.64 (1200m)
Top Speed [km/h] (Section)	65.7 (Overall)
Race State	Finished



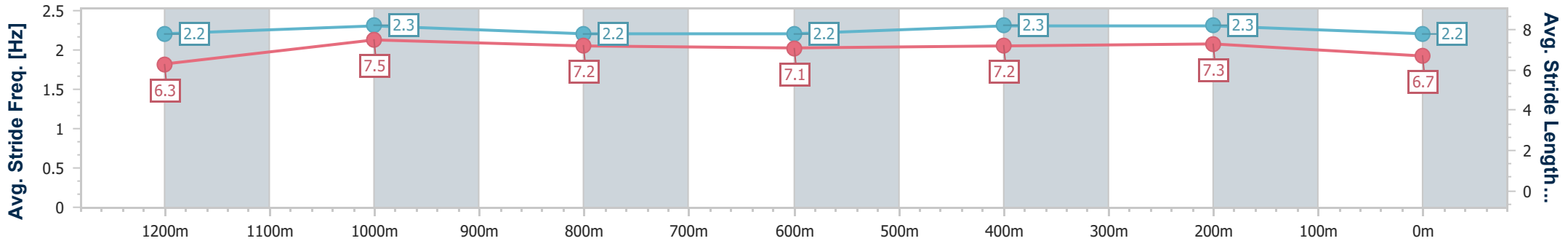
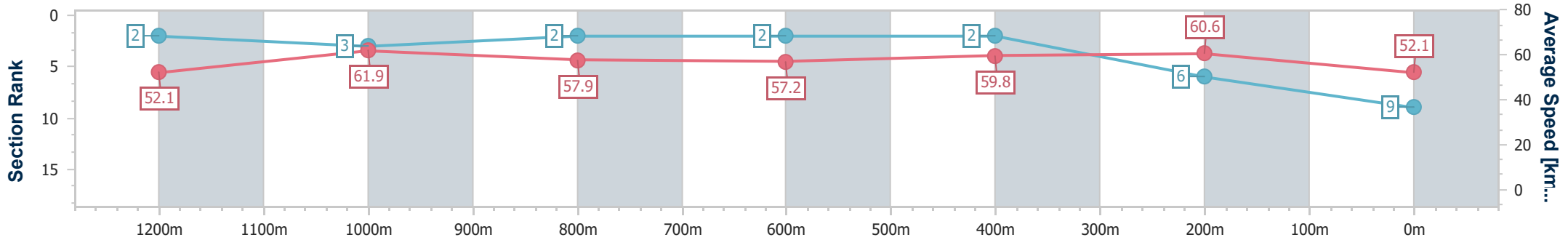
Sunshine Coast QLD Professional
Race 5: INNOVATIVE PLANNING SOLUTIONS Class 3 Plate - 1400m



16 November 2024 - 15:38

Track Rating: Heavy 8, Weather: Overcast, Rail Position: +2m Entire

Section	Overall	1200m	1000m	800m	600m	400m	200m
Section Times	1:28.40 [9] (0:13.80)	1:14.60 [2] (0:11.64)	1:02.96 [3] (0:12.45)	0:50.51 [2] (0:12.64)	0:37.87 [2] (0:12.17)	0:25.70 [2] (0:11.89)	0:13.81 [6] (0:13.81)
Average Speed [km/h]	52.1	61.9	57.9	57.2	59.8	60.6	52.1
Top Speed [km/h]	65.7	64.8	60.3	58.7	61.5	62.4	57.2
Avg. Dist. to Rail [m]	7.0	2.1	1.2	0.6	2.1	5.4	5.1
Avg. Stride Freq. [Hz]	2.2	2.3	2.2	2.2	2.3	2.3	2.2
Avg. Stride Length [m]	6.3	7.5	7.2	7.1	7.2	7.3	6.7



- [] Ranking at each section and finish
- .-.- No data available at this section
- NA No data available