



Sunshine Coast QLD Professional

Race 6: LANDMARK RESORT & SPA Class 6 Plate - 1400m

16 November 2024 - 16:17



Track Rating: Heavy 8, Weather: Overcast, Rail Position: +2m Entire

Section		Overall	1200m	1000m	800m	600m	400m	Last 600m				
Field Times		1:24.93 (0:13.36)	1:11.57 (0:10.98)	1:00.59 (0:11.65)	0:48.94 (0:12.35)	0:36.59 (0:12.27)	0:24.32 (0:11.77)	0:36.59				
Rank	TAB Horse/Jockey	Barrier	Top Speed [km/h]	Fastest Section					Distance Travelled [m]			
1	7 INVER PARK Andrew Mallyon	1	65.4 1200m	0:11.12 1200m	1:24.93 [1] (0:14.03)	1:10.90 [5] (0:11.12)	0:59.78 [4] (0:11.68)	0:48.10 [4] (0:11.83)	0:36.27 [4] (0:11.95)	0:24.32 [1] (0:11.77)	0:36.27	
2	12 REDFORD Cody Collis	5	64.3 1200m	0:11.35 1200m	1:25.15 [2] (0:13.93)	1:11.22 [4] (0:11.35)	0:59.87 [5] (0:11.72)	0:48.15 [5] (0:11.91)	0:36.24 [6] (0:11.99)	0:24.25 [8] (0:11.84)	0:36.24	+2
3	5 BLACK DUKE Jake Bayliss	6	64.9 1200m	0:11.23 1200m	1:25.30 [3] (0:14.13)	1:11.17 [7] (0:11.23)	0:59.94 [6] (0:11.74)	0:48.20 [6] (0:11.79)	0:36.41 [5] (0:11.78)	0:24.63 [2] (0:11.75)	0:36.41	-2
4	11 RED TOP Cejay Graham	4	64.3 1200m	0:11.31 1200m	1:25.32 [4] (0:14.24)	1:11.08 [8] (0:11.31)	0:59.77 [8] (0:11.84)	0:47.93 [8] (0:11.77)	0:36.16 [8] (0:11.72)	0:24.44 [7] (0:11.82)	0:36.16	-1
5	9 NAVAL TRADER Nikita Beriman	2	65.1 1200m	0:11.16 1200m	1:25.62 [5] (0:13.88)	1:11.74 [3] (0:11.16)	1:00.58 [3] (0:11.67)	0:48.91 [3] (0:11.92)	0:36.99 [3] (0:12.25)	0:24.74 [6] (0:12.27)	0:36.99	+2
6	15 LARRIKIN ROGUE Damien Thornton	7	65.5 1200m	0:11.35 1200m	1:25.63 [6] (0:14.10)	1:11.53 [6] (0:11.35)	1:00.18 [7] (0:11.76)	0:48.42 [7] (0:11.85)	0:36.57 [7] (0:11.81)	0:24.76 [5] (0:11.78)	0:36.57	+5
7	4 AMERICAN PRESIDENT Luke Tarrant	3	66.0 1200m	0:11.02 1200m	1:26.62 [7] (0:13.63)	1:12.99 [2] (0:11.02)	1:01.97 [2] (0:11.61)	0:50.36 [2] (0:12.25)	0:38.11 [2] (0:12.25)	0:25.86 [3] (0:12.24)	0:38.11	+6
8	1 HOOKS Samantha Collett	8	67.8 Overall	0:10.98 1200m	1:28.28 [8] (0:13.36)	1:14.92 [1] (0:10.98)	1:03.94 [1] (0:11.65)	0:52.29 [1] (0:12.35)	0:39.94 [1] (0:12.47)	0:27.47 [4] (0:12.75)	0:39.94	+4

Scratched: Starry Eyes (#13), Substantial (#8), Evocator (#6), Our Magnus (#10), Sweet Mercy (#14), I Am Artie (#2), Patton (#3)

[] Ranking at each section and finish
 -:-:- No data available at this section
 NA No data available

SCN Saddle cloth number
 DNF Did not finish
 DNT Did not track



Sunshine Coast QLD Professional
Race 6: LANDMARK RESORT & SPA Class 6 Plate - 1400m
 16 November 2024 - 16:17



Track Rating: Heavy 8, Weather: Overcast, Rail Position: +2m Entire

Section							200m			Last 600m
Field Times							0:12.55 (0:12.55)			0:36.59
Rank	TAB	Horse/Jockey	Barrier	Top Speed [km/h]	Fastest Section	Margin			Distance Travelled [m]	
1	7	INVER PARK Andrew Mallyon	1	65.4 1200m	0:11.12 1200m	0:12.55 [1] (0:12.55)	1:24.93		0:36.27	
2	12	REDFORD Cody Collis	5	64.3 1200m	0:11.35 1200m	0:12.41 [5] (0:12.41)	1.3L		0:36.24 +2	
3	5	BLACK DUKE Jake Bayliss	6	64.9 1200m	0:11.23 1200m	0:12.88 [2] (0:12.88)	2.1L		0:36.41 -2	
4	11	RED TOP Cejay Graham	4	64.3 1200m	0:11.31 1200m	0:12.62 [4] (0:12.62)	2.2L		0:36.16 -1	
5	9	NAVAL TRADER Nikita Beriman	2	65.1 1200m	0:11.16 1200m	0:12.47 [7] (0:12.47)	3.7L		0:36.99 +2	
6	15	LARRIKIN ROGUE Damien Thornton	7	65.5 1200m	0:11.35 1200m	0:12.98 [3] (0:12.98)	3.8L		0:36.57 +5	
7	4	AMERICAN PRESIDENT Luke Tarrant	3	66.0 1200m	0:11.02 1200m	0:13.62 [6] (0:13.62)	9.6L		0:38.11 +6	
8	1	HOOKS Samantha Collett	8	67.8 Overall	0:10.98 1200m	0:14.72 [8] (0:14.72)	19.1L		0:39.94 +4	

Scratched: Starry Eyes (#13), Substantial (#8), Evocator (#6), Our Magnus (#10), Sweet Mercy (#14), I Am Artie (#2), Patton (#3)

[] Ranking at each section and finish
 -:-:- No data available at this section
 NA No data available

SCN Saddle cloth number
 DNF Did not finish
 DNT Did not track



Horse/Jockey Name	Inver Park
Final Rank	1
Fastest Section Time (Section)	0:11.12 (1200m)
Top Speed [km/h] (Section)	65.4 (1200m)
Race State	Finished



Sunshine Coast QLD Professional

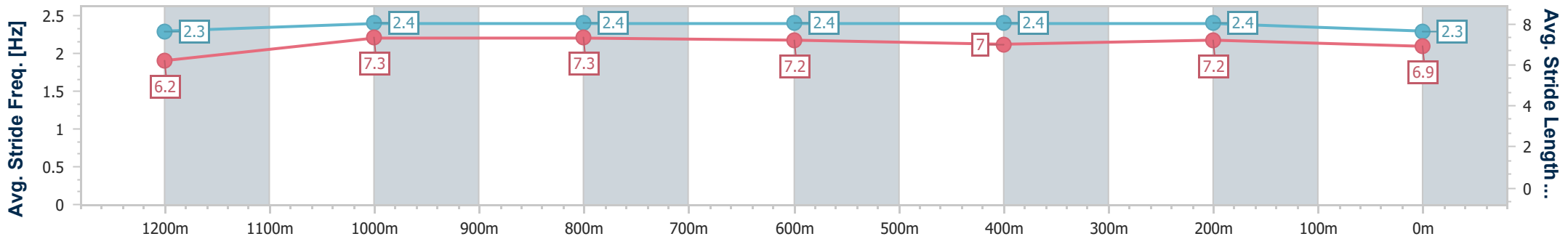
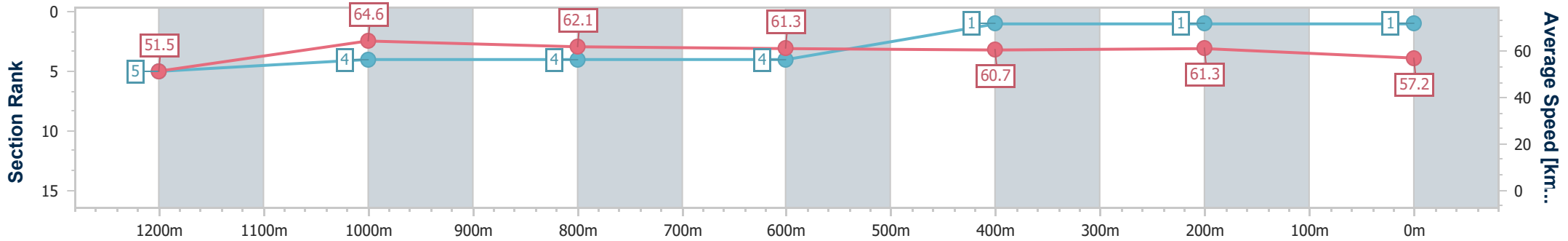
Race 6: LANDMARK RESORT & SPA Class 6 Plate - 1400m



16 November 2024 - 16:17

Track Rating: Heavy 8, Weather: Overcast, Rail Position: +2m Entire

Section	Overall	1200m	1000m	800m	600m	400m	200m
Section Times	1:24.93 [1] (0:14.03)	1:10.90 [5] (0:11.12)	0:59.78 [4] (0:11.68)	0:48.10 [4] (0:11.83)	0:36.27 [4] (0:11.95)	0:24.32 [1] (0:11.77)	0:12.55 [1] (0:12.55)
Average Speed [km/h]	51.5	64.6	62.1	61.3	60.7	61.3	57.2
Top Speed [km/h]	65.3	65.4	63.1	62.4	62.1	62.0	60.2
Avg. Dist. to Rail [m]	4.3	2.2	2.3	1.8	1.1	4.4	5.5
Avg. Stride Freq. [Hz]	2.3	2.4	2.4	2.4	2.4	2.4	2.3
Avg. Stride Length [m]	6.2	7.3	7.3	7.2	7.0	7.2	6.9



- [] Ranking at each section and finish
- .-.- No data available at this section
- NA No data available



Horse/Jockey Name	Redford
Final Rank	2
Fastest Section Time (Section)	0:11.35 (1200m)
Top Speed [km/h] (Section)	64.3 (1200m)
Race State	Finished



Sunshine Coast QLD Professional

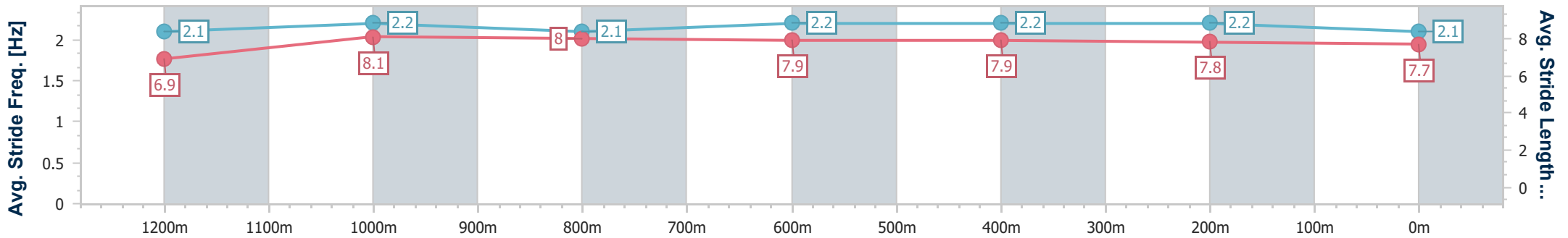
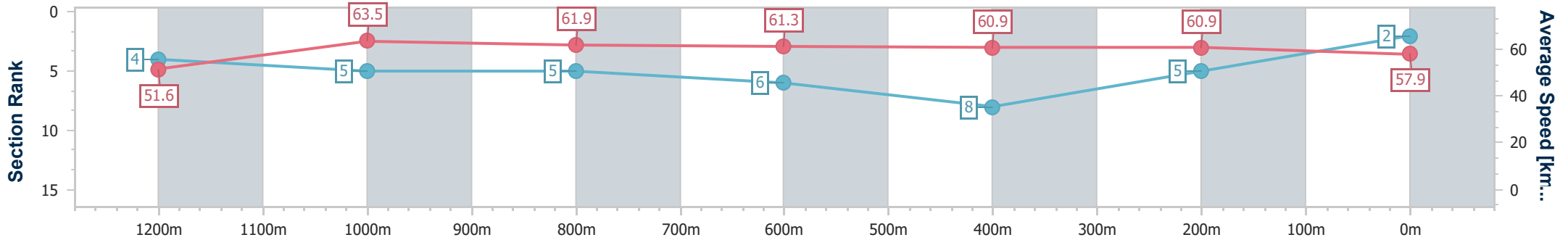
Race 6: LANDMARK RESORT & SPA Class 6 Plate - 1400m



16 November 2024 - 16:17

Track Rating: Heavy 8, Weather: Overcast, Rail Position: +2m Entire

Section	Overall	1200m	1000m	800m	600m	400m	200m
Section Times	1:25.15 [2] (0:13.93)	1:11.22 [4] (0:11.35)	0:59.87 [5] (0:11.72)	0:48.15 [5] (0:11.91)	0:36.24 [6] (0:11.99)	0:24.25 [8] (0:11.84)	0:12.41 [5] (0:12.41)
Average Speed [km/h]	51.6	63.5	61.9	61.3	60.9	60.9	57.9
Top Speed [km/h]	63.8	64.3	63.0	62.3	61.6	62.0	61.9
Avg. Dist. to Rail [m]	8.6	4.3	3.8	2.2	2.2	5.1	6.7
Avg. Stride Freq. [Hz]	2.1	2.2	2.1	2.2	2.2	2.2	2.1
Avg. Stride Length [m]	6.9	8.1	8.0	7.9	7.9	7.8	7.7



- [] Ranking at each section and finish
- .-.- No data available at this section
- NA No data available



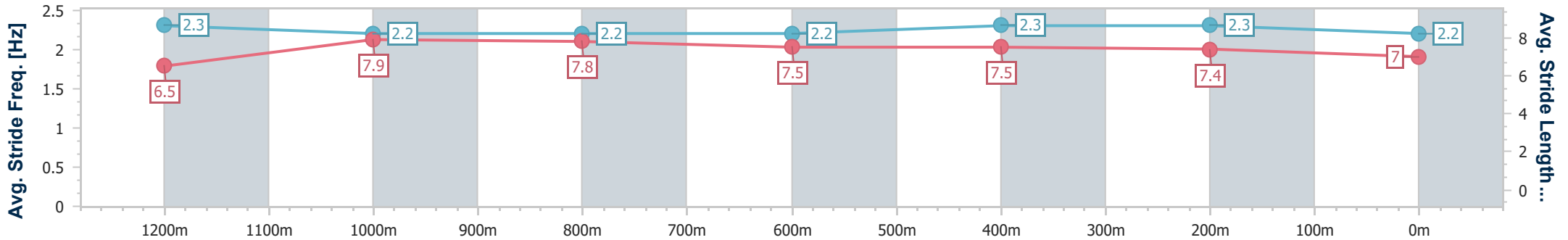
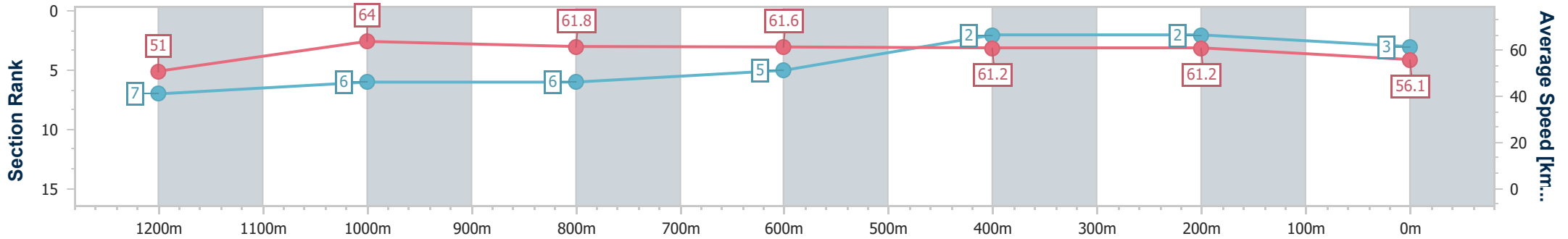
Horse/Jockey Name	Black Duke
Final Rank	3
Fastest Section Time (Section)	0:11.23 (1200m)
Top Speed [km/h] (Section)	64.9 (1200m)
Race State	Finished



Sunshine Coast QLD Professional
 Race 6: LANDMARK RESORT & SPA Class 6 Plate - 1400m
 16 November 2024 - 16:17
 Track Rating: Heavy 8, Weather: Overcast, Rail Position: +2m
 Entire



Section	Overall	1200m	1000m	800m	600m	400m	200m
Section Times	1:25.30 [3] (0:14.13)	1:11.17 [7] (0:11.23)	0:59.94 [6] (0:11.74)	0:48.20 [6] (0:11.79)	0:36.41 [5] (0:11.78)	0:24.63 [2] (0:11.75)	0:12.88 [2] (0:12.88)
Average Speed [km/h]	51.0	64.0	61.8	61.6	61.2	61.2	56.1
Top Speed [km/h]	64.1	64.9	63.3	62.0	62.0	62.1	59.5
Avg. Dist. to Rail [m]	8.5	3.4	2.9	1.3	0.6	3.3	4.4
Avg. Stride Freq. [Hz]	2.3	2.2	2.2	2.2	2.3	2.3	2.2
Avg. Stride Length [m]	6.5	7.9	7.8	7.5	7.5	7.4	7.0



- [] Ranking at each section and finish
- .-.- No data available at this section
- NA No data available



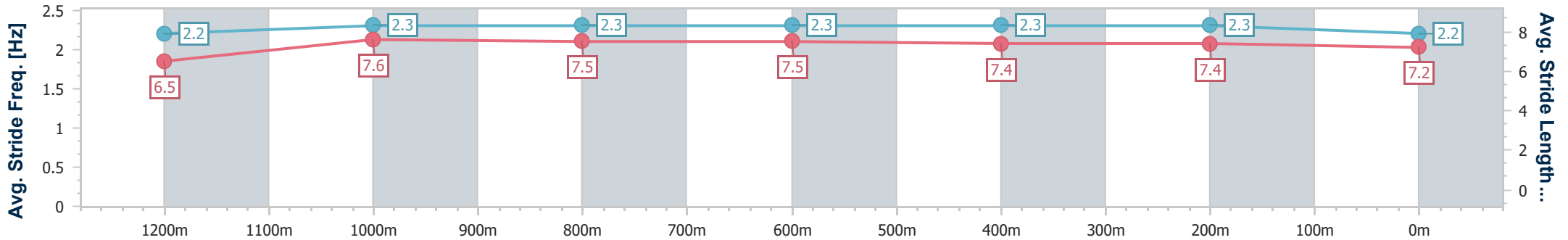
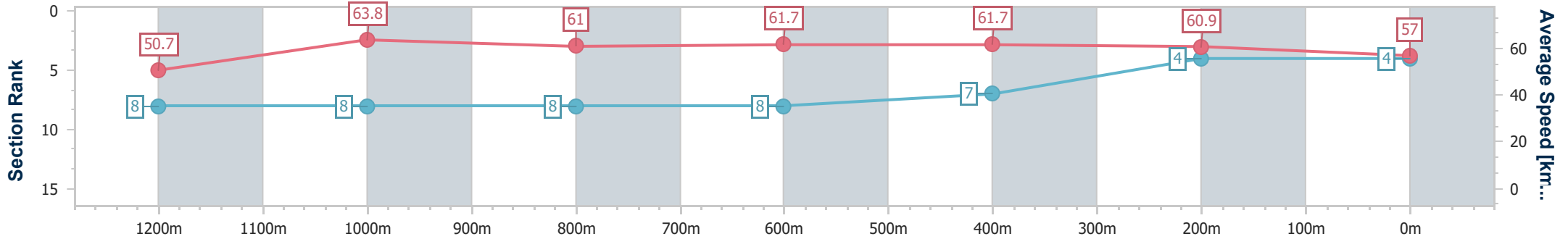
Horse/Jockey Name	Red Top
Final Rank	4
Fastest Section Time (Section)	0:11.31 (1200m)
Top Speed [km/h] (Section)	64.3 (1200m)
Race State	Finished



Sunshine Coast QLD Professional
 Race 6: LANDMARK RESORT & SPA Class 6 Plate - 1400m
 16 November 2024 - 16:17
 Track Rating: Heavy 8, Weather: Overcast, Rail Position: +2m
 Entire



Section	Overall	1200m	1000m	800m	600m	400m	200m
Section Times	1:25.32 [4] (0:14.24)	1:11.08 [8] (0:11.31)	0:59.77 [8] (0:11.84)	0:47.93 [8] (0:11.77)	0:36.16 [8] (0:11.72)	0:24.44 [7] (0:11.82)	0:12.62 [4] (0:12.62)
Average Speed [km/h]	50.7	63.8	61.0	61.7	61.7	60.9	57.0
Top Speed [km/h]	63.8	64.3	62.8	63.0	61.8	61.6	60.1
Avg. Dist. to Rail [m]	7.2	2.8	2.6	1.3	0.6	2.7	4.3
Avg. Stride Freq. [Hz]	2.2	2.3	2.3	2.3	2.3	2.3	2.2
Avg. Stride Length [m]	6.5	7.6	7.5	7.5	7.4	7.4	7.2



- [] Ranking at each section and finish
- .-.- No data available at this section
- NA No data available



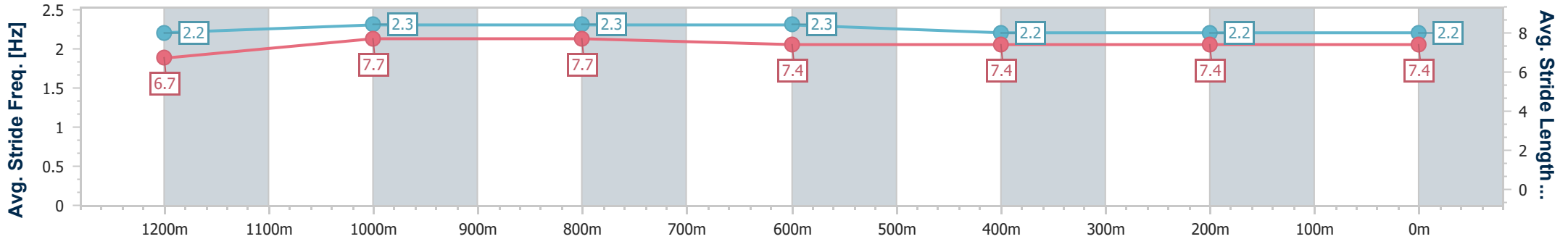
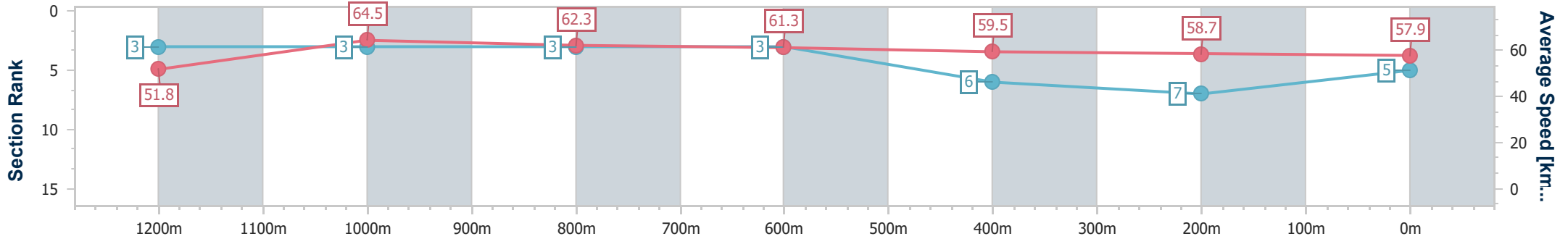
Horse/Jockey Name	Naval Trader
Final Rank	5
Fastest Section Time (Section)	0:11.16 (1200m)
Top Speed [km/h] (Section)	65.1 (1200m)
Race State	Finished



Sunshine Coast QLD Professional
 Race 6: LANDMARK RESORT & SPA Class 6 Plate - 1400m
 16 November 2024 - 16:17
 Track Rating: Heavy 8, Weather: Overcast, Rail Position: +2m
 Entire



Section	Overall	1200m	1000m	800m	600m	400m	200m
Section Times	1:25.62 [5] (0:13.88)	1:11.74 [3] (0:11.16)	1:00.58 [3] (0:11.67)	0:48.91 [3] (0:11.92)	0:36.99 [3] (0:12.25)	0:24.74 [6] (0:12.27)	0:12.47 [7] (0:12.47)
Average Speed [km/h]	51.8	64.5	62.3	61.3	59.5	58.7	57.9
Top Speed [km/h]	64.8	65.1	63.2	61.6	61.5	60.3	60.1
Avg. Dist. to Rail [m]	6.1	3.5	3.1	2.6	2.1	5.1	5.9
Avg. Stride Freq. [Hz]	2.2	2.3	2.3	2.3	2.2	2.2	2.2
Avg. Stride Length [m]	6.7	7.7	7.7	7.4	7.4	7.4	7.4



- [] Ranking at each section and finish
- .-.- No data available at this section
- NA No data available



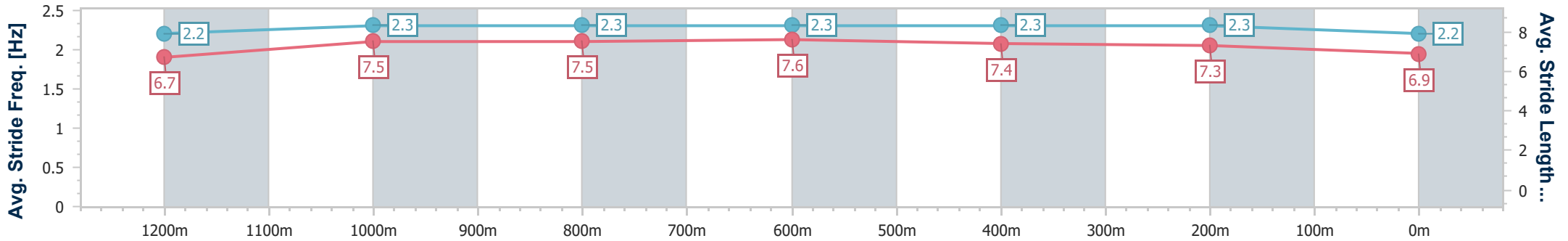
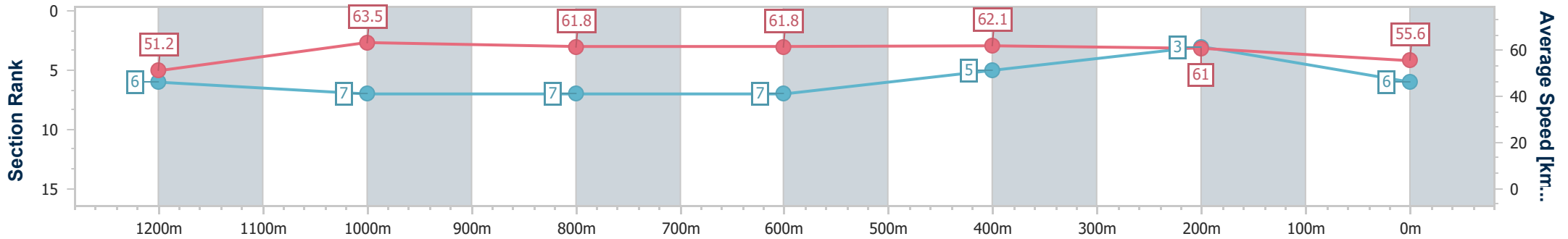
Horse/Jockey Name	Larrikin Rogue
Final Rank	6
Fastest Section Time (Section)	0:11.35 (1200m)
Top Speed [km/h] (Section)	65.5 (1200m)
Race State	Finished



Sunshine Coast QLD Professional
 Race 6: LANDMARK RESORT & SPA Class 6 Plate - 1400m
 16 November 2024 - 16:17
 Track Rating: Heavy 8, Weather: Overcast, Rail Position: +2m
 Entire



Section	Overall	1200m	1000m	800m	600m	400m	200m
Section Times	1:25.63 [6] (0:14.10)	1:11.53 [6] (0:11.35)	1:00.18 [7] (0:11.76)	0:48.42 [7] (0:11.85)	0:36.57 [7] (0:11.81)	0:24.76 [5] (0:11.78)	0:12.98 [3] (0:12.98)
Average Speed [km/h]	51.2	63.5	61.8	61.8	62.1	61.0	55.6
Top Speed [km/h]	65.5	65.5	62.9	63.2	63.2	62.9	59.6
Avg. Dist. to Rail [m]	10.2	5.7	4.4	3.0	3.2	6.7	8.0
Avg. Stride Freq. [Hz]	2.2	2.3	2.3	2.3	2.3	2.3	2.2
Avg. Stride Length [m]	6.7	7.5	7.5	7.6	7.4	7.3	6.9



- [] Ranking at each section and finish
- .-.- No data available at this section
- NA No data available



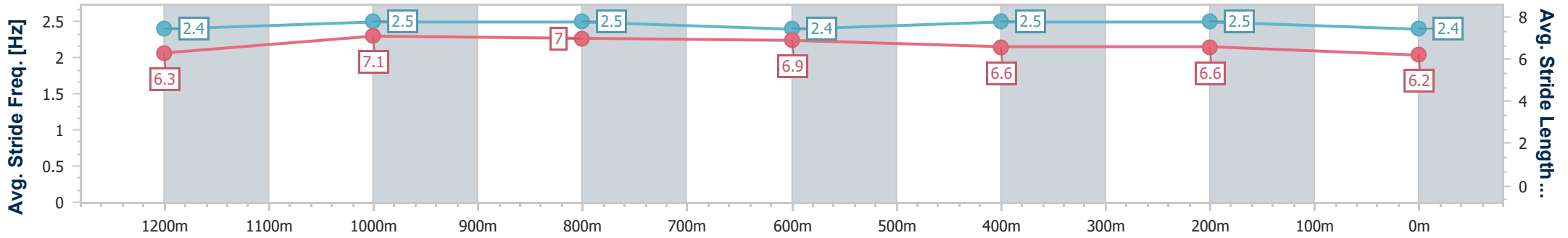
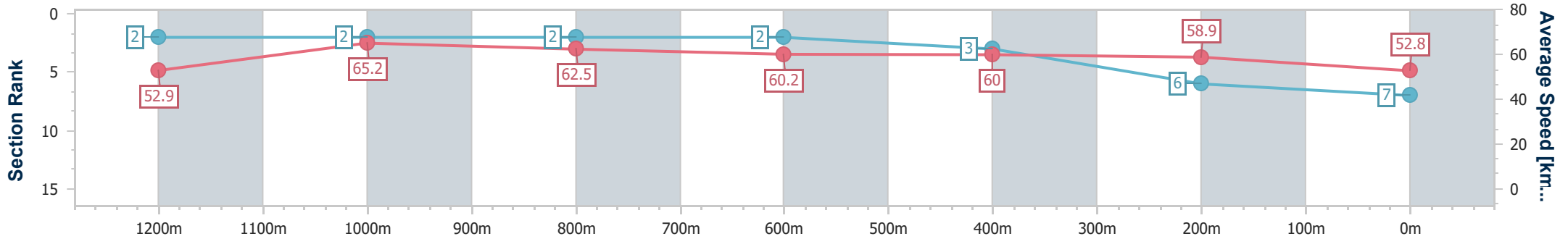
Horse/Jockey Name	American President
Final Rank	7
Fastest Section Time (Section)	0:11.02 (1200m)
Top Speed [km/h] (Section)	66.0 (1200m)
Race State	Finished



Sunshine Coast QLD Professional
 Race 6: LANDMARK RESORT & SPA Class 6 Plate - 1400m
 16 November 2024 - 16:17
 Track Rating: Heavy 8, Weather: Overcast, Rail Position: +2m
 Entire



Section	Overall	1200m	1000m	800m	600m	400m	200m
Section Times	1:26.62 [7] (0:13.63)	1:12.99 [2] (0:11.02)	1:01.97 [2] (0:11.61)	0:50.36 [2] (0:12.25)	0:38.11 [2] (0:12.25)	0:25.86 [3] (0:12.24)	0:13.62 [6] (0:13.62)
Average Speed [km/h]	52.9	65.2	62.5	60.2	60.0	58.9	52.8
Top Speed [km/h]	65.9	66.0	64.1	60.9	60.7	60.6	56.6
Avg. Dist. to Rail [m]	6.9	2.5	3.2	4.0	3.7	6.1	7.1
Avg. Stride Freq. [Hz]	2.4	2.5	2.5	2.4	2.5	2.5	2.4
Avg. Stride Length [m]	6.3	7.1	7.0	6.9	6.6	6.6	6.2



- [] Ranking at each section and finish
- .-.- No data available at this section
- NA No data available



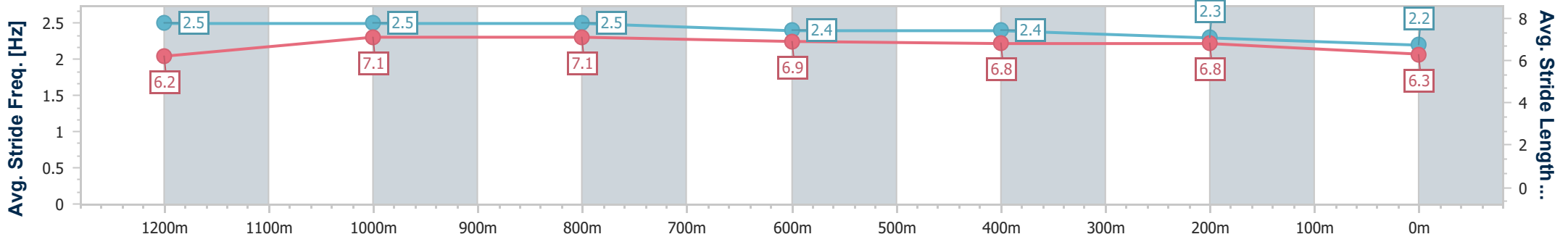
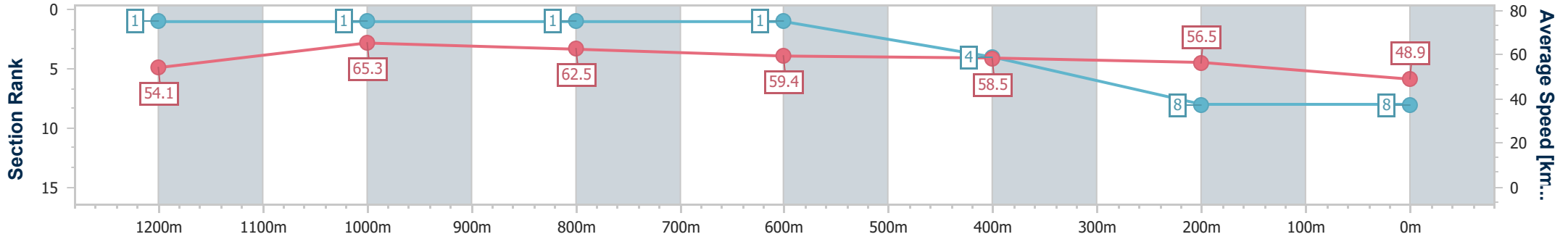
Horse/Jockey Name	Hooks
Final Rank	8
Fastest Section Time (Section)	0:10.98 (1200m)
Top Speed [km/h] (Section)	67.8 (Overall)
Race State	Finished



Sunshine Coast QLD Professional
 Race 6: LANDMARK RESORT & SPA Class 6 Plate - 1400m
 16 November 2024 - 16:17
 Track Rating: Heavy 8, Weather: Overcast, Rail Position: +2m
 Entire



Section	Overall	1200m	1000m	800m	600m	400m	200m
Section Times	1:28.28 [8] (0:13.36)	1:14.92 [1] (0:10.98)	1:03.94 [1] (0:11.65)	0:52.29 [1] (0:12.35)	0:39.94 [1] (0:12.47)	0:27.47 [4] (0:12.75)	0:14.72 [8] (0:14.72)
Average Speed [km/h]	54.1	65.3	62.5	59.4	58.5	56.5	48.9
Top Speed [km/h]	67.8	67.7	64.3	61.0	59.4	58.1	54.5
Avg. Dist. to Rail [m]	11.7	4.6	3.8	3.4	2.1	3.1	2.9
Avg. Stride Freq. [Hz]	2.5	2.5	2.5	2.4	2.4	2.3	2.2
Avg. Stride Length [m]	6.2	7.1	7.1	6.9	6.8	6.8	6.3



- [] Ranking at each section and finish
- .-.- No data available at this section
- NA No data available