



**Sunshine Coast QLD Professional**  
**Race 7: THE DOCK MOOLOOLABA QTIS 3YO QUALITY HANDICAP - 1400m**  
**16 November 2024 - 16:57**



Track Rating: Heavy 8, Weather: Overcast, Rail Position: +2m Entire

Section		Overall	1200m	1000m	800m	600m	400m	Last 600m				
Field Times		1:26.88 (0:13.94)	1:12.94 (0:11.90)	1:01.04 (0:12.72)	0:48.32 (0:12.95)	0:35.37 (0:12.37)	0:23.00 (0:11.28)	0:35.37				
Rank	TAB Horse/Jockey	Barrier	Top Speed [km/h]	Fastest Section					Distance Travelled [m]			
1	3 APUNTAR Taylor Marshall	1	65.6 400m	0:11.19 400m	1:26.88 [1] (0:14.19)	1:12.69 [4] (0:12.04)	1:00.65 [3] (0:12.73)	0:47.92 [3] (0:12.87)	0:35.05 [3] (0:12.14)	0:22.91 [2] (0:11.19)	0:35.05	
2	11 NOBLE DECREE Angela Jones	5	65.3 400m	0:11.24 400m	1:27.16 [2] (0:13.96)	1:13.20 [2] (0:12.09)	1:01.11 [2] (0:12.83)	0:48.28 [2] (0:12.90)	0:35.38 [2] (0:12.20)	0:23.18 [3] (0:11.24)	0:35.38	+1
3	2 CAN'T RECALL ONE James Orman	4	65.8 400m	0:11.17 400m	1:27.33 [3] (0:14.32)	1:13.01 [6] (0:12.19)	1:00.82 [5] (0:12.77)	0:48.05 [5] (0:12.89)	0:35.16 [5] (0:12.15)	0:23.01 [5] (0:11.17)	0:35.16	+5
4	4 BLANTONS RUN Mark Du Plessis	3	64.9 400m	0:11.24 400m	1:27.43 [4] (0:14.13)	1:13.30 [3] (0:12.11)	1:01.19 [4] (0:12.82)	0:48.37 [4] (0:12.82)	0:35.55 [4] (0:12.13)	0:23.42 [4] (0:11.24)	0:35.55	+4
5	8 MOON SWEEPER Andrew Mallyon	8	64.5 400m	0:11.28 400m	1:27.65 [5] (0:14.29)	1:13.36 [5] (0:12.70)	1:00.66 [8] (0:12.54)	0:48.12 [7] (0:12.79)	0:35.33 [7] (0:12.21)	0:23.12 [7] (0:11.28)	0:35.33	+8
6	9 THE SUN DANCE Luke Tarrant	2	63.4 400m	0:11.52 400m	1:27.81 [6] (0:13.94)	1:13.87 [1] (0:11.90)	1:01.97 [1] (0:12.72)	0:49.25 [1] (0:12.95)	0:36.30 [1] (0:12.37)	0:23.93 [1] (0:11.52)	0:36.30	+3
7	1 BEAU DAZZLER Bailey Wheeler	9	64.2 400m	0:11.45 400m	1:28.31 [7] (0:14.56)	1:13.75 [9] (0:12.47)	1:01.28 [9] (0:12.74)	0:48.54 [9] (0:12.77)	0:35.77 [9] (0:12.00)	0:23.77 [8] (0:11.45)	0:35.77	+3
8	10 PIERATA'S GEM Damien Thornton	6	63.9 400m	0:11.52 400m	1:28.57 [8] (0:14.36)	1:14.21 [7] (0:12.22)	1:01.99 [6] (0:12.80)	0:49.19 [6] (0:12.85)	0:36.34 [6] (0:12.14)	0:24.20 [6] (0:11.52)	0:36.34	+4
9	7 MISHANI ECLIPSE Luke Dempsey	7	60.7 Overall	0:12.14 400m	1:30.09 [9] (0:14.48)	1:15.61 [8] (0:12.40)	1:03.21 [7] (0:12.80)	0:50.41 [8] (0:12.69)	0:37.72 [8] (0:12.42)	0:25.30 [9] (0:12.14)	0:37.72	+2

Scratched: Blitzum (#5), Laridae (#6)

[ ] Ranking at each section and finish  
 -:-:- No data available at this section  
 NA No data available

SCN Saddle cloth number  
 DNF Did not finish  
 DNT Did not track



**Sunshine Coast QLD Professional**  
**Race 7: THE DOCK MOOLOOLABA QTIS 3YO QUALITY HANDICAP -**  
**1400m**  
**16 November 2024 - 16:57**



Track Rating: Heavy 8, Weather: Overcast, Rail Position: +2m Entire

Section							200m			Last 600m
Field Times							0:11.72			0:35.37
							(0:11.72)			
Rank	TAB	Horse/Jockey	Barrier	Top Speed [km/h]	Fastest Section	Margin			Distance Travelled [m]	
1	3	<b>APUNTAR</b>	1	65.6	0:11.19	0:11.72 [1]	1:26.88		0:35.05	
		Taylor Marshall		400m	400m	(0:11.72)				
2	11	<b>NOBLE DECREE</b>	5	65.3	0:11.24	0:11.94 [2]	1.5L		0:35.38 +1	
		Angela Jones		400m	400m	(0:11.94)				
3	2	<b>CAN'T RECALL ONE</b>	4	65.8	0:11.17	0:11.84 [5]	2.5L		0:35.16 +5	
		James Orman		400m	400m	(0:11.84)				
4	4	<b>BLANTONS RUN</b>	3	64.9	0:11.24	0:12.18 [3]	3L		0:35.55 +4	
		Mark Du Plessis		400m	400m	(0:12.18)				
5	8	<b>MOON SWEEPER</b>	8	64.5	0:11.28	0:11.84 [6]	4L		0:35.33 +8	
		Andrew Mallyon		400m	400m	(0:11.84)				
6	9	<b>THE SUN DANCE</b>	2	63.4	0:11.52	0:12.41 [4]	4.8L		0:36.30 +3	
		Luke Tarrant		400m	400m	(0:12.41)				
7	1	<b>BEAU DAZZLER</b>	9	64.2	0:11.45	0:12.32 [8]	7.6L		0:35.77 +3	
		Bailey Wheeler		400m	400m	(0:12.32)				
8	10	<b>PIERATA'S GEM</b>	6	63.9	0:11.52	0:12.68 [7]	8.9L		0:36.34 +4	
		Damien Thornton		400m	400m	(0:12.68)				
9	7	<b>MISHANI ECLIPSE</b>	7	60.7	0:12.14	0:13.16 [9]	17.7L		0:37.72 +2	
		Luke Dempsey		Overall	400m	(0:13.16)				

Scratched: Blitzum (#5), Laridae (#6)

[ ] Ranking at each section and finish  
 -:-:- No data available at this section  
 NA No data available

SCN Saddle cloth number  
 DNF Did not finish  
 DNT Did not track



Horse/Jockey Name	Apuntar
Final Rank	1
Fastest Section Time (Section)	0:11.19 (400m)
Top Speed [km/h] (Section)	65.6 (400m)
Race State	Finished



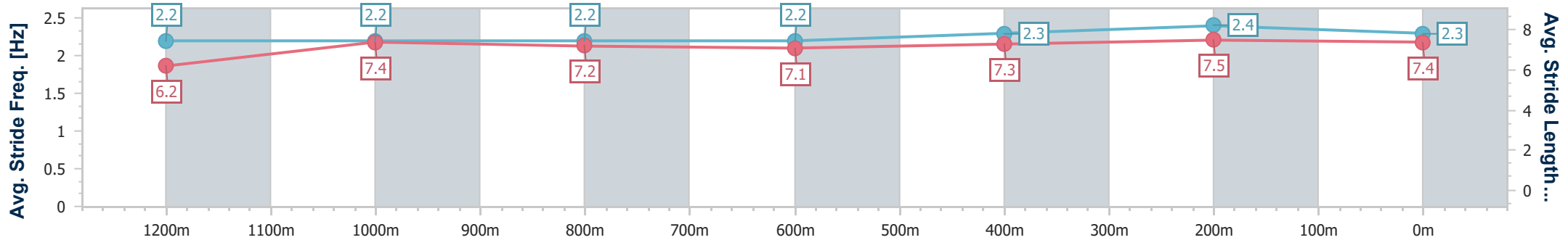
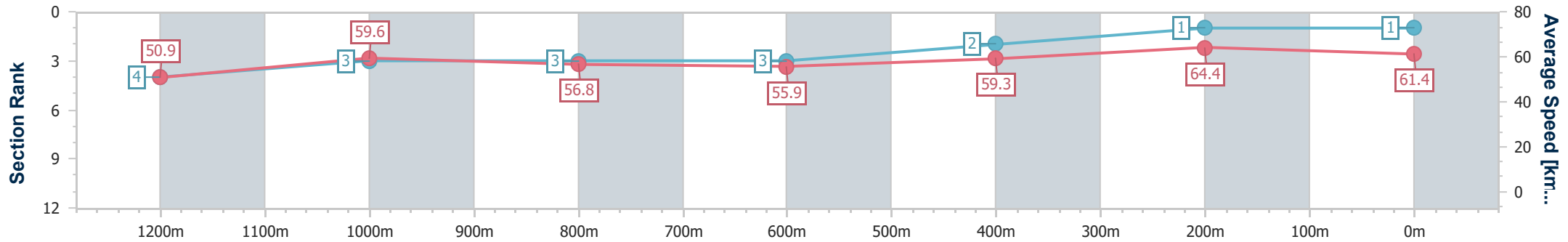
Sunshine Coast QLD Professional  
Race 7: THE DOCK MOOLOOLABA QTIS 3YO QUALITY  
HANDICAP - 1400m



16 November 2024 - 16:57

Track Rating: Heavy 8, Weather: Overcast, Rail Position: +2m  
Entire

Section	Overall	1200m	1000m	800m	600m	400m	200m
Section Times	1:26.88 [1] (0:14.19)	1:12.69 [4] (0:12.04)	1:00.65 [3] (0:12.73)	0:47.92 [3] (0:12.87)	0:35.05 [3] (0:12.14)	0:22.91 [2] (0:11.19)	0:11.72 [1] (0:11.72)
Average Speed [km/h]	50.9	59.6	56.8	55.9	59.3	64.4	61.4
Top Speed [km/h]	63.0	61.9	58.2	57.5	62.6	65.6	63.9
Avg. Dist. to Rail [m]	4.2	1.8	1.5	0.5	0.4	2.5	3.1
Avg. Stride Freq. [Hz]	2.2	2.2	2.2	2.2	2.3	2.4	2.3
Avg. Stride Length [m]	6.2	7.4	7.2	7.1	7.3	7.5	7.4



- [ ] Ranking at each section and finish
- .-.- No data available at this section
- NA No data available



Horse/Jockey Name	Noble Decree
Final Rank	2
Fastest Section Time (Section)	0:11.24 (400m)
Top Speed [km/h] (Section)	65.3 (400m)
Race State	Finished



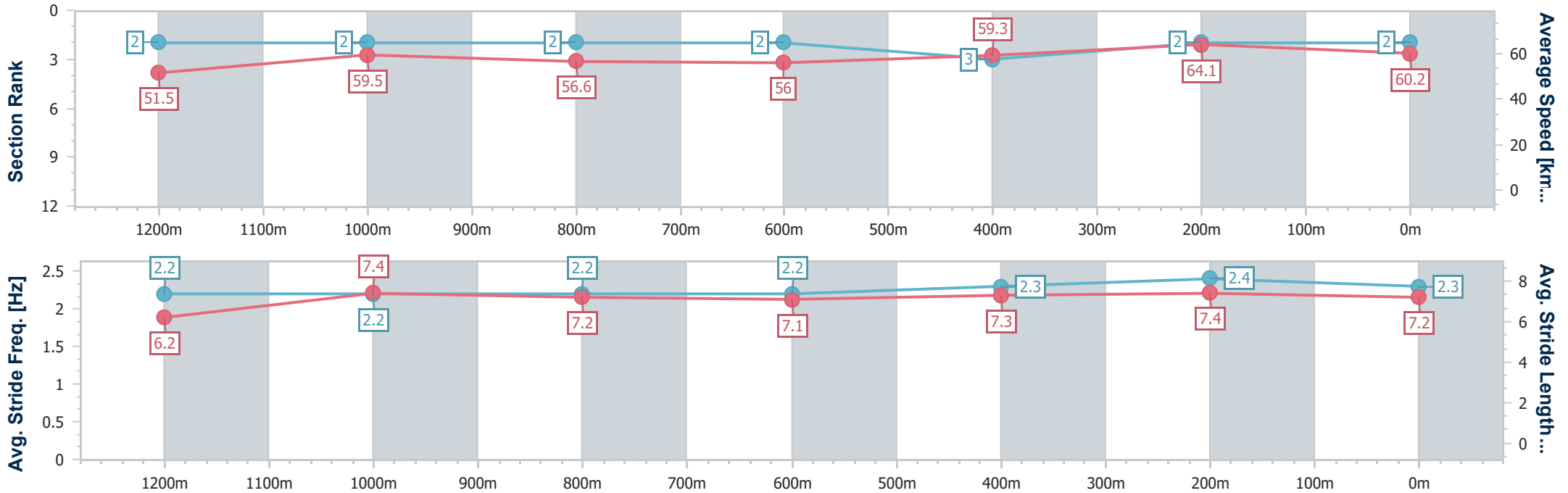
Sunshine Coast QLD Professional  
Race 7: THE DOCK MOOLOOLABA QTIS 3YO QUALITY  
HANDICAP - 1400m



16 November 2024 - 16:57

Track Rating: Heavy 8, Weather: Overcast, Rail Position: +2m  
Entire

Section	Overall	1200m	1000m	800m	600m	400m	200m						
Section Times	1:27.16 [2] (0:13.96)	1:13.20 [2] (0:12.09)	1:01.11 [2] (0:12.83)	0:48.28 [2] (0:12.90)	0:35.38 [2] (0:12.20)	0:23.18 [3] (0:11.24)	0:11.94 [2] (0:11.94)						
Average Speed [km/h]	51.5	59.5	56.6	56.0	59.3	64.1	60.2						
Top Speed [km/h]	63.2	62.6	58.1	57.0	62.4	65.3	63.9						
Avg. Dist. to Rail [m]	7.6	2.3	2.4	0.8	0.4	4.8	6.7						
Avg. Stride Freq. [Hz]	2.2	2.2	2.2	2.2	2.3	2.4	2.3						
Avg. Stride Length [m]	6.2	7.4	7.2	7.1	7.3	7.4	7.2						



- [ ] Ranking at each section and finish
- .-.- No data available at this section
- NA No data available



Horse/Jockey Name	Can't Recall One
Final Rank	3
Fastest Section Time (Section)	0:11.17 (400m)
Top Speed [km/h] (Section)	65.8 (400m)
Race State	Finished



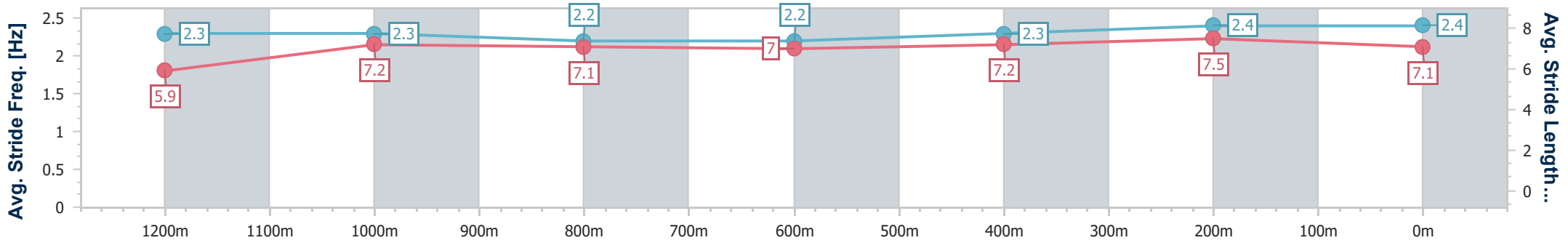
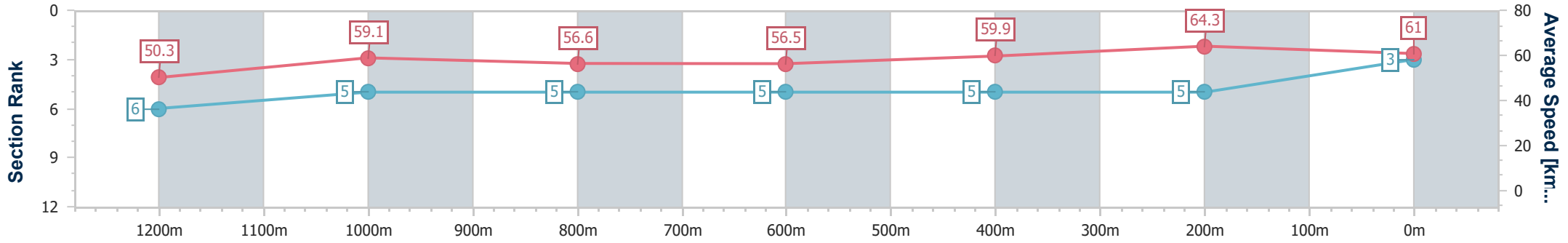
Sunshine Coast QLD Professional  
 Race 7: THE DOCK MOOLOOLABA QTIS 3YO QUALITY  
 HANDICAP - 1400m



16 November 2024 - 16:57

Track Rating: Heavy 8, Weather: Overcast, Rail Position: +2m  
 Entire

Section	Overall	1200m	1000m	800m	600m	400m	200m
Section Times	1:27.33 [3] (0:14.32)	1:13.01 [6] (0:12.19)	1:00.82 [5] (0:12.77)	0:48.05 [5] (0:12.89)	0:35.16 [5] (0:12.15)	0:23.01 [5] (0:11.17)	0:11.84 [5] (0:11.84)
Average Speed [km/h]	50.3	59.1	56.6	56.5	59.9	64.3	61.0
Top Speed [km/h]	64.2	61.6	58.4	57.6	64.3	65.8	64.7
Avg. Dist. to Rail [m]	7.1	2.7	2.1	1.9	2.0	6.2	5.1
Avg. Stride Freq. [Hz]	2.3	2.3	2.2	2.2	2.3	2.4	2.4
Avg. Stride Length [m]	5.9	7.2	7.1	7.0	7.2	7.5	7.1



- [ ] Ranking at each section and finish
- .-.- No data available at this section
- NA No data available



Horse/Jockey Name	Blantons Run
Final Rank	4
Fastest Section Time (Section)	0:11.24 (400m)
Top Speed [km/h] (Section)	64.9 (400m)
Race State	Finished



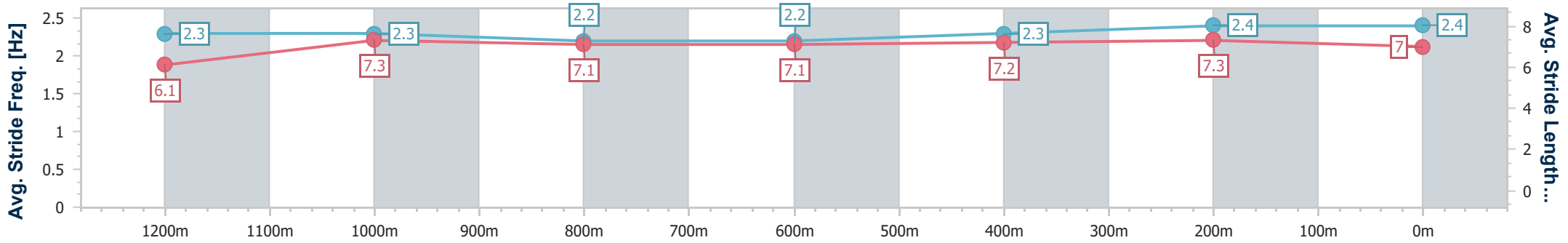
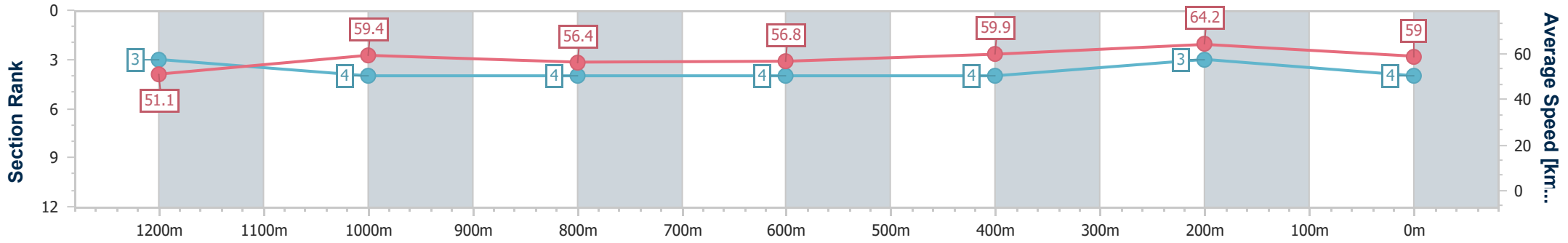
Sunshine Coast QLD Professional  
Race 7: THE DOCK MOOLOOLABA QTIS 3YO QUALITY  
HANDICAP - 1400m



16 November 2024 - 16:57

Track Rating: Heavy 8, Weather: Overcast, Rail Position: +2m  
Entire

Section	Overall	1200m	1000m	800m	600m	400m	200m						
Section Times	1:27.43 [4] (0:14.13)	1:13.30 [3] (0:12.11)	1:01.19 [4] (0:12.82)	0:48.37 [4] (0:12.82)	0:35.55 [4] (0:12.13)	0:23.42 [4] (0:11.24)	0:12.18 [3] (0:12.18)						
Average Speed [km/h]	51.1	59.4	56.4	56.8	59.9	64.2	59.0						
Top Speed [km/h]	62.5	61.3	57.5	57.9	63.4	64.9	63.3						
Avg. Dist. to Rail [m]	6.6	2.9	2.6	1.4	1.9	7.0	7.4						
Avg. Stride Freq. [Hz]	2.3	2.3	2.2	2.2	2.3	2.4	2.4						
Avg. Stride Length [m]	6.1	7.3	7.1	7.1	7.2	7.3	7.0						



- [ ] Ranking at each section and finish
- .-.- No data available at this section
- NA No data available



Horse/Jockey Name	Moon Sweeper
Final Rank	5
Fastest Section Time (Section)	0:11.28 (400m)
Top Speed [km/h] (Section)	64.5 (400m)
Race State	Finished



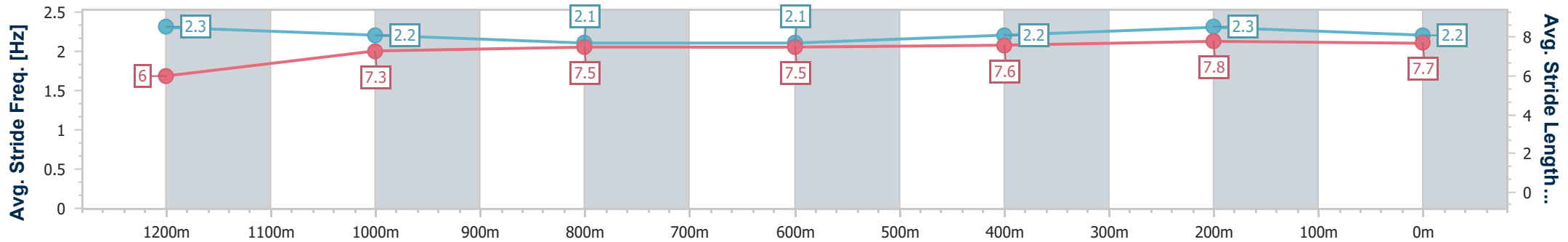
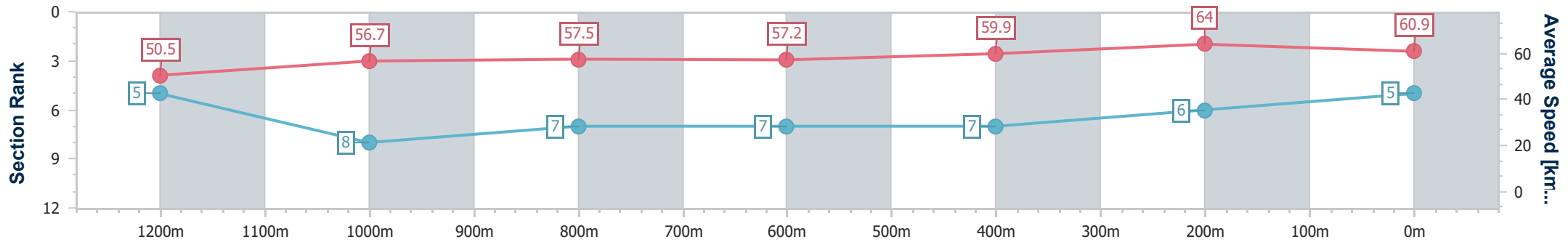
Sunshine Coast QLD Professional  
Race 7: THE DOCK MOOLOOLABA QTIS 3YO QUALITY  
HANDICAP - 1400m



16 November 2024 - 16:57

Track Rating: Heavy 8, Weather: Overcast, Rail Position: +2m  
Entire

Section	Overall	1200m	1000m	800m	600m	400m	200m						
Section Times	1:27.65 [5] (0:14.29)	1:13.36 [5] (0:12.70)	1:00.66 [8] (0:12.54)	0:48.12 [7] (0:12.79)	0:35.33 [7] (0:12.21)	0:23.12 [7] (0:11.28)	0:11.84 [6] (0:11.84)						
Average Speed [km/h]	50.5	56.7	57.5	57.2	59.9	64.0	60.9						
Top Speed [km/h]	61.4	59.6	58.2	58.0	63.8	64.5	62.9						
Avg. Dist. to Rail [m]	11.9	5.0	2.1	2.5	3.3	4.9	5.5						
Avg. Stride Freq. [Hz]	2.3	2.2	2.1	2.1	2.2	2.3	2.2						
Avg. Stride Length [m]	6.0	7.3	7.5	7.5	7.6	7.8	7.7						



- [ ] Ranking at each section and finish
- .-.- No data available at this section
- NA No data available



Horse/Jockey Name	The Sun Dance
Final Rank	6
Fastest Section Time (Section)	0:11.52 (400m)
Top Speed [km/h] (Section)	63.4 (400m)
Race State	Finished



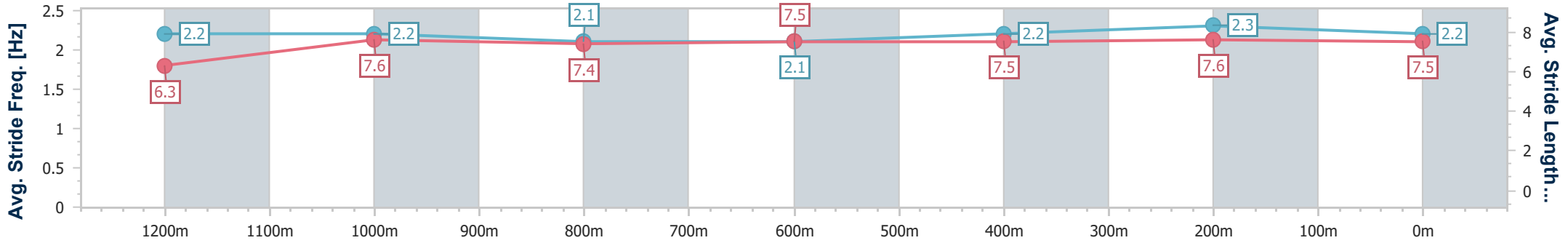
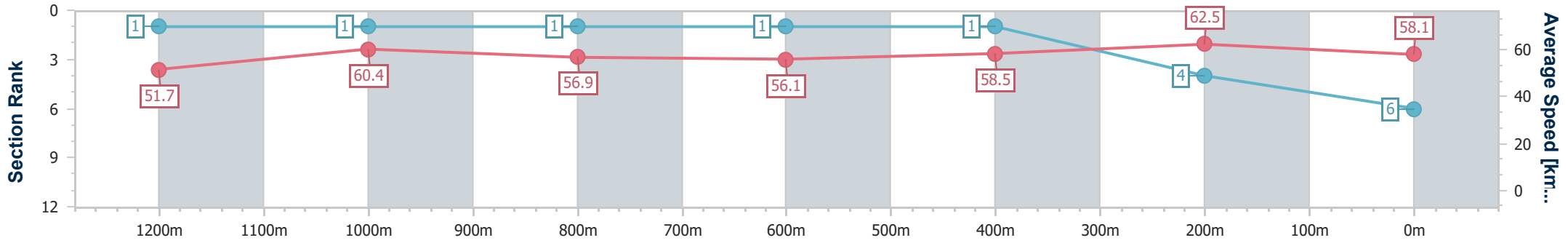
Sunshine Coast QLD Professional  
Race 7: THE DOCK MOOLOOLABA QTIS 3YO QUALITY  
HANDICAP - 1400m



16 November 2024 - 16:57

Track Rating: Heavy 8, Weather: Overcast, Rail Position: +2m  
Entire

Section	Overall	1200m	1000m	800m	600m	400m	200m
Section Times	1:27.81 [6] (0:13.94)	1:13.87 [1] (0:11.90)	1:01.97 [1] (0:12.72)	0:49.25 [1] (0:12.95)	0:36.30 [1] (0:12.37)	0:23.93 [1] (0:11.52)	0:12.41 [4] (0:12.41)
Average Speed [km/h]	51.7	60.4	56.9	56.1	58.5	62.5	58.1
Top Speed [km/h]	62.9	62.5	58.3	56.6	62.2	63.4	61.9
Avg. Dist. to Rail [m]	4.7	1.5	2.0	1.1	1.0	4.8	4.0
Avg. Stride Freq. [Hz]	2.2	2.2	2.1	2.1	2.2	2.3	2.2
Avg. Stride Length [m]	6.3	7.6	7.4	7.5	7.5	7.6	7.5



- [ ] Ranking at each section and finish
- .-.- No data available at this section
- NA No data available





Horse/Jockey Name	Beau Dazzler
Final Rank	7
Fastest Section Time (Section)	0:11.45 (400m)
Top Speed [km/h] (Section)	64.2 (400m)
Race State	Finished



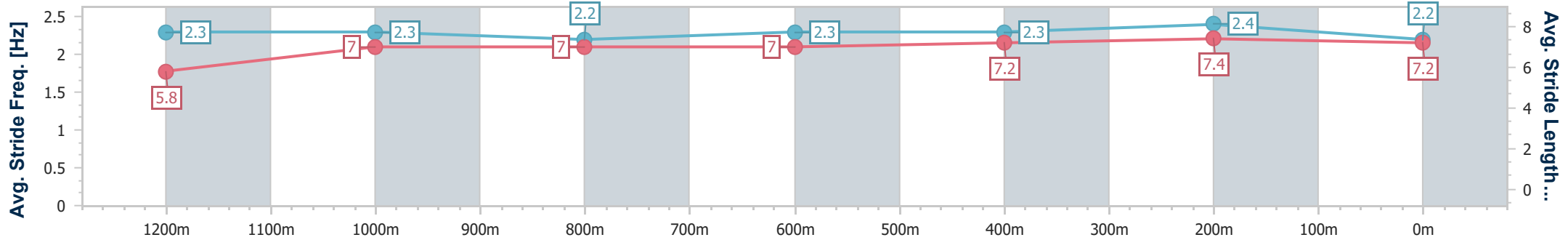
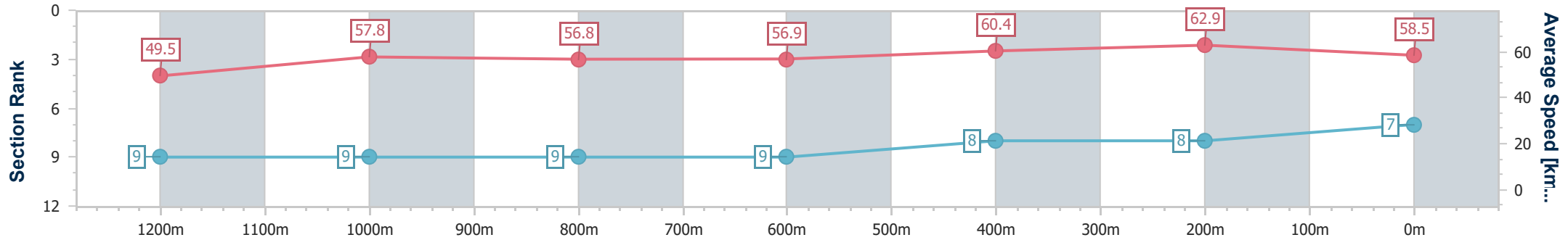
Sunshine Coast QLD Professional  
Race 7: THE DOCK MOOLOOLABA QTIS 3YO QUALITY  
HANDICAP - 1400m



16 November 2024 - 16:57

Track Rating: Heavy 8, Weather: Overcast, Rail Position: +2m  
Entire

Section	Overall	1200m	1000m	800m	600m	400m	200m						
Section Times	1:28.31 [7] (0:14.56)	1:13.75 [9] (0:12.47)	1:01.28 [9] (0:12.74)	0:48.54 [9] (0:12.77)	0:35.77 [9] (0:12.00)	0:23.77 [8] (0:11.45)	0:12.32 [8] (0:12.32)						
Average Speed [km/h]	49.5	57.8	56.8	56.9	60.4	62.9	58.5						
Top Speed [km/h]	60.9	60.7	60.3	58.0	62.6	64.2	61.1						
Avg. Dist. to Rail [m]	13.0	5.8	3.1	1.4	1.2	4.7	5.2						
Avg. Stride Freq. [Hz]	2.3	2.3	2.2	2.3	2.3	2.4	2.2						
Avg. Stride Length [m]	5.8	7.0	7.0	7.0	7.2	7.4	7.2						



- [ ] Ranking at each section and finish
- .-.- No data available at this section
- NA No data available



Horse/Jockey Name	Pierata's Gem
Final Rank	8
Fastest Section Time (Section)	0:11.52 (400m)
Top Speed [km/h] (Section)	63.9 (400m)
Race State	Finished



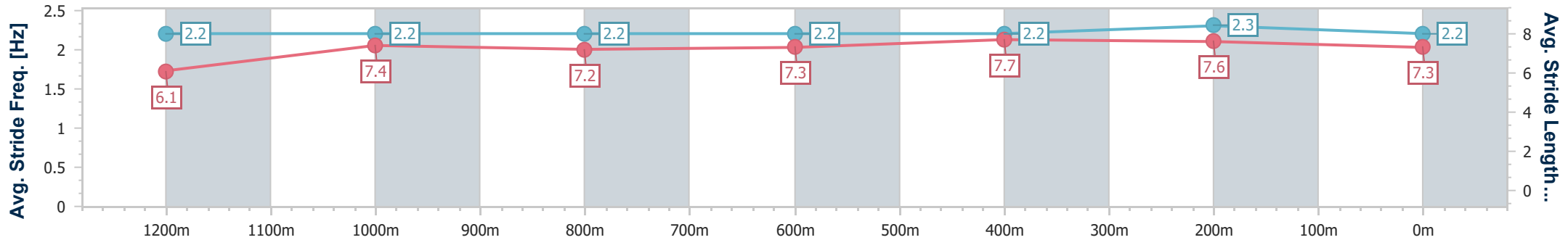
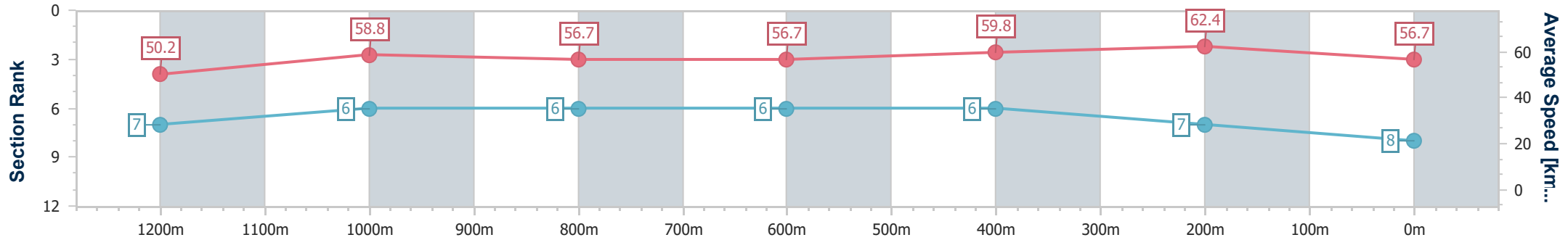
Sunshine Coast QLD Professional  
Race 7: THE DOCK MOOLOOLABA QTIS 3YO QUALITY  
HANDICAP - 1400m



16 November 2024 - 16:57

Track Rating: Heavy 8, Weather: Overcast, Rail Position: +2m  
Entire

Section	Overall	1200m	1000m	800m	600m	400m	200m							
Section Times	1:28.57 [8] (0:14.36)	1:14.21 [7] (0:12.22)	1:01.99 [6] (0:12.80)	0:49.19 [6] (0:12.85)	0:36.34 [6] (0:12.14)	0:24.20 [6] (0:11.52)	0:12.68 [7] (0:12.68)							
Average Speed [km/h]	50.2	58.8	56.7	56.7	59.8	62.4	56.7							
Top Speed [km/h]	61.3	61.2	57.6	58.6	63.0	63.9	60.8							
Avg. Dist. to Rail [m]	9.4	3.4	3.4	1.8	1.0	5.6	7.0							
Avg. Stride Freq. [Hz]	2.2	2.2	2.2	2.2	2.2	2.3	2.2							
Avg. Stride Length [m]	6.1	7.4	7.2	7.3	7.7	7.6	7.3							



- [ ] Ranking at each section and finish
- .-.- No data available at this section
- NA No data available



Horse/Jockey Name	Mishani Eclipse
Final Rank	9
Fastest Section Time (Section)	0:12.14 (400m)
Top Speed [km/h] (Section)	60.7 (Overall)
Race State	Finished



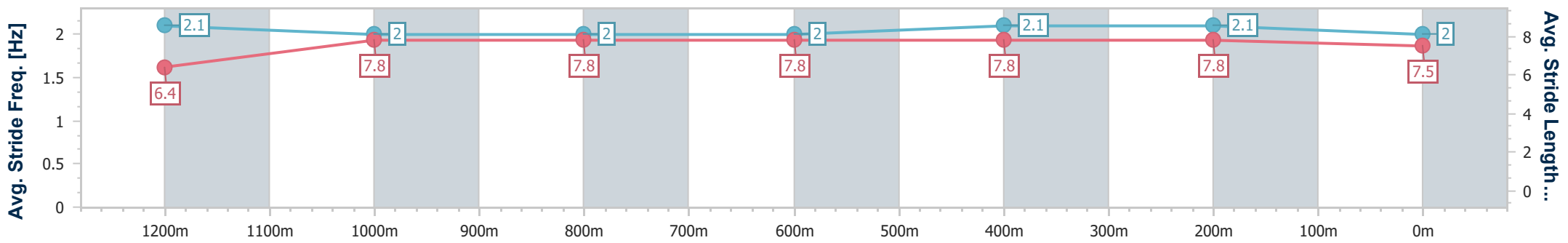
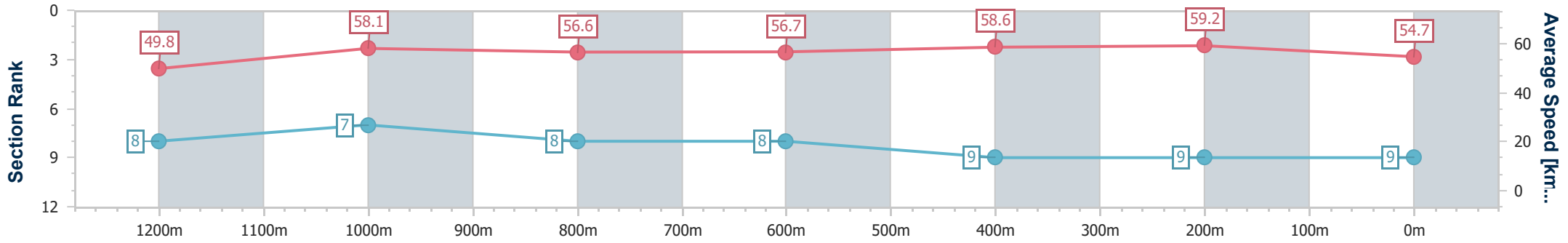
Sunshine Coast QLD Professional  
Race 7: THE DOCK MOOLOOLABA QTIS 3YO QUALITY  
HANDICAP - 1400m



16 November 2024 - 16:57

Track Rating: Heavy 8, Weather: Overcast, Rail Position: +2m  
Entire

Section	Overall	1200m	1000m	800m	600m	400m	200m						
Section Times	1:30.09 [9] (0:14.48)	1:15.61 [8] (0:12.40)	1:03.21 [7] (0:12.80)	0:50.41 [8] (0:12.69)	0:37.72 [8] (0:12.42)	0:25.30 [9] (0:12.14)	0:13.16 [9] (0:13.16)						
Average Speed [km/h]	49.8	58.1	56.6	56.7	58.6	59.2	54.7						
Top Speed [km/h]	60.7	60.3	57.6	57.8	60.1	60.3	57.5						
Avg. Dist. to Rail [m]	10.1	4.2	2.8	0.5	1.8	3.9	3.1						
Avg. Stride Freq. [Hz]	2.1	2.0	2.0	2.0	2.1	2.1	2.0						
Avg. Stride Length [m]	6.4	7.8	7.8	7.8	7.8	7.8	7.5						



- [ ] Ranking at each section and finish
- .-.- No data available at this section
- NA No data available