



Sunshine Coast QLD Professional
Race 8: TAB MOOLOOLABA CUP - 1600m
16 November 2024 - 17:33



Track Rating: Heavy 8, Weather: Overcast, Rail Position: +2m Entire

Section													Overall	1400m	1200m	1000m	800m	600m	400m	Last 600m
Field Times													1:38.71 (0:13.44)	1:25.27 (0:11.61)	1:13.66 (0:12.53)	1:01.13 (0:12.97)	0:48.16 (0:12.73)	0:35.43 (0:12.05)	0:23.38 (0:11.49)	0:35.43
Rank	TAB	Horse/Jockey	Barrier	Top Speed [km/h]	Fastest Section								Distance Travelled [m]							
1	9	KERCHAK Cody Collis	11	65.5 200m	0:11.25 400m	1:38.71 [1] (0:13.99)	1:24.72 [7] (0:11.93)	1:12.79 [7] (0:12.37)	1:00.42 [6] (0:12.82)	0:47.60 [5] (0:12.55)	0:35.05 [4] (0:11.91)	0:23.14 [4] (0:11.25)	0:35.05							
2	11	POETIC DRAMA Cejay Graham	8	65.0 1400m	0:11.47 400m	1:39.00 [2] (0:13.60)	1:25.40 [3] (0:11.90)	1:13.50 [3] (0:12.54)	1:00.96 [4] (0:12.95)	0:48.01 [3] (0:12.62)	0:35.39 [3] (0:11.93)	0:23.46 [3] (0:11.47)	0:35.39 +3							
3	5	BROOKHAVEN Tahlia Fenlon	10	65.7 400m	0:11.19 400m	1:39.10 [3] (0:14.33)	1:24.77 [11] (0:12.14)	1:12.63 [11] (0:12.36)	1:00.27 [11] (0:13.01)	0:47.26 [11] (0:12.32)	0:34.94 [10] (0:11.85)	0:23.09 [10] (0:11.19)	0:34.94 -8							
4	7	ENCODER Damien Thornton	5	64.9 400m	0:11.32 400m	1:39.36 [4] (0:14.25)	1:25.11 [10] (0:12.00)	1:13.11 [10] (0:12.38)	1:00.73 [9] (0:12.87)	0:47.86 [8] (0:12.37)	0:35.49 [7] (0:11.91)	0:23.58 [6] (0:11.32)	0:35.49 +0							
5	1	JUNIPAL James Orman	6	64.8 400m	0:11.35 400m	1:39.46 [5] (0:13.80)	1:25.66 [5] (0:12.01)	1:13.65 [5] (0:12.53)	1:01.12 [7] (0:13.01)	0:48.11 [7] (0:12.59)	0:35.52 [8] (0:11.95)	0:23.57 [9] (0:11.35)	0:35.52 +1							
6	10	THE DROVER Luke Tarrant	2	64.6 200m	0:11.41 400m	1:39.48 [6] (0:14.15)	1:25.33 [9] (0:12.00)	1:13.33 [9] (0:12.51)	1:00.82 [10] (0:12.97)	0:47.85 [10] (0:12.56)	0:35.29 [11] (0:11.89)	0:23.40 [11] (0:11.41)	0:35.29 -7							
7	3	WAPITI Andrew Mallyon	4	63.8 400m	0:11.54 400m	1:39.71 [7] (0:13.99)	1:25.72 [8] (0:11.99)	1:13.73 [8] (0:12.53)	1:01.20 [8] (0:13.02)	0:48.18 [9] (0:12.53)	0:35.65 [9] (0:11.73)	0:23.92 [7] (0:11.54)	0:35.65 -8							
8	4	WINSTON SMURFHILL Nikita Beriman	7	65.5 1400m	0:11.61 1400m	1:39.71 [8] (0:13.44)	1:26.27 [1] (0:11.61)	1:14.66 [1] (0:12.53)	1:02.13 [1] (0:12.97)	0:49.16 [1] (0:12.73)	0:36.43 [1] (0:12.05)	0:24.38 [1] (0:11.70)	0:36.43 -11							
9	2	DUNE FORTY FIVE Boris Thornton	3	64.2 1400m	0:11.65 400m	1:39.72 [9] (0:13.76)	1:25.96 [4] (0:11.85)	1:14.11 [4] (0:12.40)	1:01.71 [3] (0:13.02)	0:48.69 [4] (0:12.68)	0:36.01 [5] (0:11.99)	0:24.02 [5] (0:11.65)	0:36.01 -15							
10	8	MENAZZI Bailey Wheeler	9	65.8 1400m	0:11.59 1400m	1:40.30 [10] (0:13.57)	1:26.73 [2] (0:11.59)	1:15.14 [2] (0:12.56)	1:02.58 [2] (0:13.05)	0:49.53 [2] (0:12.68)	0:36.85 [2] (0:12.07)	0:24.78 [2] (0:11.69)	0:36.85 -9							

Scratched: Koruto (#12)

[] Ranking at each section and finish
-:--:-- No data available at this section
NA No data available

SCN Saddle cloth number
DNF Did not finish
DNT Did not track



Sunshine Coast QLD Professional
Race 8: TAB MOOLOOLABA CUP - 1600m
 16 November 2024 - 17:33



Track Rating: Heavy 8, Weather: Overcast, Rail Position: +2m Entire

Section		Overall	1400m	1200m	1000m	800m	600m	400m	Last 600m
Field Times		1:38.71 (0:13.44)	1:25.27 (0:11.61)	1:13.66 (0:12.53)	1:01.13 (0:12.97)	0:48.16 (0:12.73)	0:35.43 (0:12.05)	0:23.38 (0:11.49)	0:35.43

Rank	TAB	Horse/Jockey	Barrier	Top Speed [km/h]	Fastest Section	Overall	1400m	1200m	1000m	800m	600m	400m	Last 600m	Distance Travelled [m]
11	6	LINTHORPE LAD	1	62.9	0:11.87	1:40.57 [11]	1:26.62 [6]	1:14.72 [6]	1:02.29 [5]	0:49.36 [6]	0:36.73 [6]	0:24.70 [8]	0:36.73	-7
		Taylor Marshall		1400m	400m	(0:13.95)	(0:11.90)	(0:12.43)	(0:12.93)	(0:12.63)	(0:12.03)	(0:11.87)		

Scratched: Koruto (#12)

[] Ranking at each section and finish
 -:-:- No data available at this section
 NA No data available

SCN Saddle cloth number
 DNF Did not finish
 DNT Did not track



Sunshine Coast QLD Professional
 Race 8: TAB MOOLOOLABA CUP - 1600m
 16 November 2024 - 17:33



Track Rating: Heavy 8, Weather: Overcast, Rail Position: +2m Entire

Section				200m				Last 600m	
Field Times				0:11.89 (0:11.89)				0:35.43	
Rank	TAB	Horse/Jockey	Barrier	Top Speed [km/h]	Fastest Section	Margin			Distance Travelled [m]
1	9	KERCHAK Cody Collis	11	65.5 200m	0:11.25 400m	0:11.89 [1] (0:11.89)	1:38.71		0:35.05
2	11	POETIC DRAMA Cejay Graham	8	65.0 1400m	0:11.47 400m	0:11.99 [2] (0:11.99)	1.5L		0:35.39 +3
3	5	BROOKHAVEN Tahlia Fenlon	10	65.7 400m	0:11.19 400m	0:11.90 [5] (0:11.90)	2L		0:34.94 -8
4	7	ENCODER Damien Thornton	5	64.9 400m	0:11.32 400m	0:12.26 [4] (0:12.26)	3.5L		0:35.49 +0
5	1	JUNIPAL James Orman	6	64.8 400m	0:11.35 400m	0:12.22 [7] (0:12.22)	4L		0:35.52 +1
6	10	THE DROVER Luke Tarrant	2	64.6 200m	0:11.41 400m	0:11.99 [10] (0:11.99)	4.1L		0:35.29 -7
7	3	WAPITI Andrew Mallyon	4	63.8 400m	0:11.54 400m	0:12.38 [8] (0:12.38)	5.4L		0:35.65 -8
8	4	WINSTON SMURFHILL Nikita Beriman	7	65.5 1400m	0:11.61 1400m	0:12.68 [3] (0:12.68)	5.5L		0:36.43 -11
9	2	DUNE FORTY FIVE Boris Thornton	3	64.2 1400m	0:11.65 400m	0:12.37 [9] (0:12.37)	5.6L		0:36.01 -15
10	8	MENAZZI Bailey Wheeler	9	65.8 1400m	0:11.59 1400m	0:13.09 [6] (0:13.09)	8.9L		0:36.85 -9

Scratched: Koruto (#12)

[] Ranking at each section and finish
 -:-:- No data available at this section
 NA No data available

SCN Saddle cloth number
 DNF Did not finish
 DNT Did not track



Sunshine Coast QLD Professional
 Race 8: TAB MOOLOOLABA CUP - 1600m
 16 November 2024 - 17:33



Track Rating: Heavy 8, Weather: Overcast, Rail Position: +2m Entire

Section				200m				Last 600m
Field Times				0:11.89 (0:11.89)				0:35.43
Rank	TAB Horse/Jockey	Barrier	Top Speed [km/h]	Fastest Section	Margin		Distance Travelled [m]	
11	6 LINTHORPE LAD Taylor Marshall	1	62.9 1400m	0:11.87 400m	0:12.83 [11] (0:12.83)	10.4L	0:36.73	-7

Scratched: Koruto (#12)

[] Ranking at each section and finish
 -:-:- No data available at this section
 NA No data available

SCN Saddle cloth number
 DNF Did not finish
 DNT Did not track



Horse/Jockey Name	Kerchak
Final Rank	1
Fastest Section Time (Section)	0:11.25 (400m)
Top Speed [km/h] (Section)	65.5 (200m)
Race State	Finished



Sunshine Coast QLD Professional

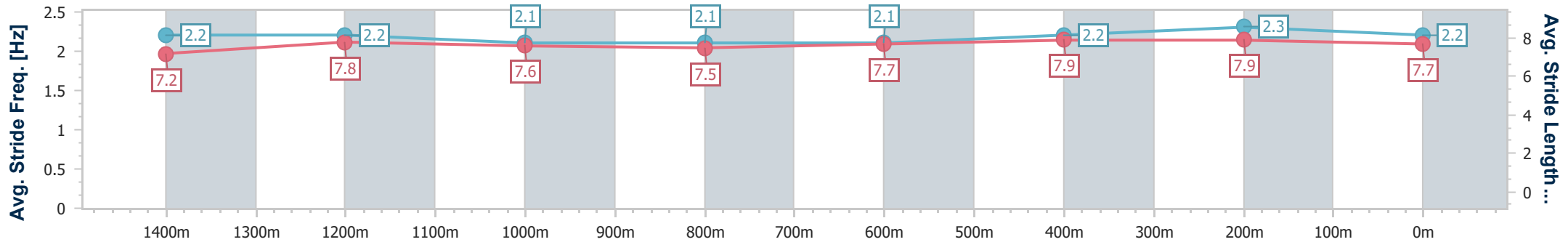
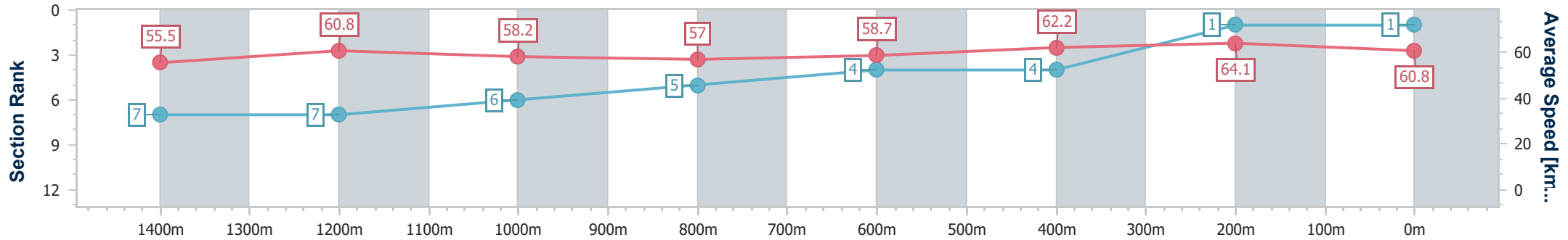
Race 8: TAB MOOLOOLABA CUP - 1600m

16 November 2024 - 17:33

Track Rating: Heavy 8, Weather: Overcast, Rail Position: +2m Entire



Section	Overall	1400m	1200m	1000m	800m	600m	400m	200m
Section Times	1:38.71 [1] (0:13.99)	1:24.72 [7] (0:11.93)	1:12.79 [7] (0:12.37)	1:00.42 [6] (0:12.82)	0:47.60 [5] (0:12.55)	0:35.05 [4] (0:11.91)	0:23.14 [4] (0:11.25)	0:11.89 [1] (0:11.89)
Average Speed [km/h]	55.5	60.8	58.2	57.0	58.7	62.2	64.1	60.8
Top Speed [km/h]	59.7	62.2	62.0	59.7	59.8	63.1	65.5	65.5
Avg. Dist. to Rail [m]	11.6	4.4	4.3	4.0	3.4	4.0	6.9	6.7
Avg. Stride Freq. [Hz]	2.2	2.2	2.1	2.1	2.1	2.2	2.3	2.2
Avg. Stride Length [m]	7.2	7.8	7.6	7.5	7.7	7.9	7.9	7.7



- [] Ranking at each section and finish
- .-.- No data available at this section
- NA No data available



Horse/Jockey Name	Poetic Drama
Final Rank	2
Fastest Section Time (Section)	0:11.47 (400m)
Top Speed [km/h] (Section)	65.0 (1400m)
Race State	Finished



Sunshine Coast QLD Professional

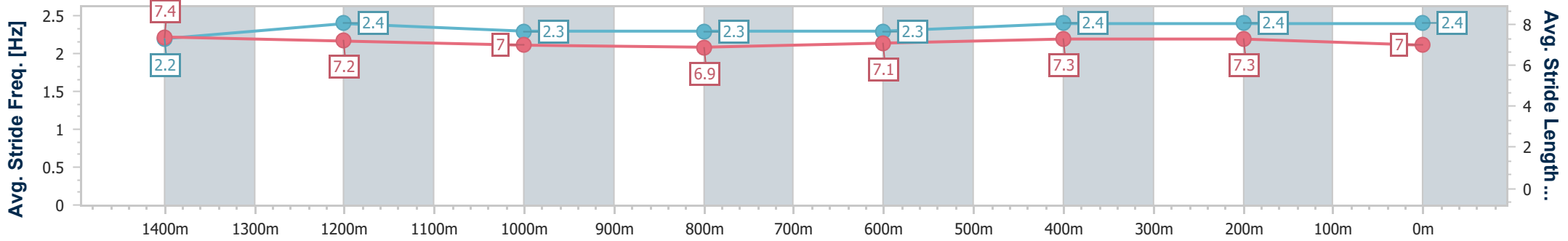
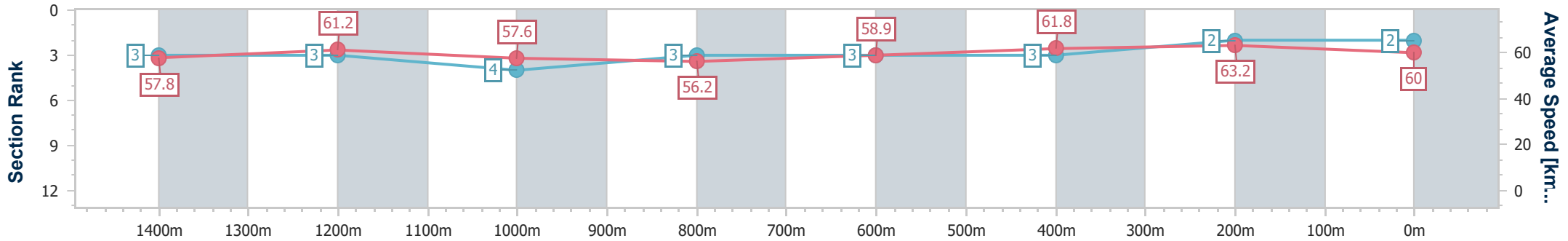
Race 8: TAB MOOLOOLABA CUP - 1600m



16 November 2024 - 17:33

Track Rating: Heavy 8, Weather: Overcast, Rail Position: +2m Entire

Section	Overall	1400m	1200m	1000m	800m	600m	400m	200m
Section Times	1:39.00 [2] (0:13.60)	1:25.40 [3] (0:11.90)	1:13.50 [3] (0:12.54)	1:00.96 [4] (0:12.95)	0:48.01 [3] (0:12.62)	0:35.39 [3] (0:11.93)	0:23.46 [3] (0:11.47)	0:11.99 [2] (0:11.99)
Average Speed [km/h]	57.8	61.2	57.6	56.2	58.9	61.8	63.2	60.0
Top Speed [km/h]	61.8	65.0	61.8	58.8	60.0	63.0	64.2	64.3
Avg. Dist. to Rail [m]	9.9	4.1	4.1	3.5	4.3	3.8	5.5	4.9
Avg. Stride Freq. [Hz]	2.2	2.4	2.3	2.3	2.3	2.4	2.4	2.4
Avg. Stride Length [m]	7.4	7.2	7.0	6.9	7.1	7.3	7.3	7.0



- [] Ranking at each section and finish
- .-.- No data available at this section
- NA No data available



Horse/Jockey Name	Brookhaven
Final Rank	3
Fastest Section Time (Section)	0:11.19 (400m)
Top Speed [km/h] (Section)	65.7 (400m)
Race State	Finished



Sunshine Coast QLD Professional

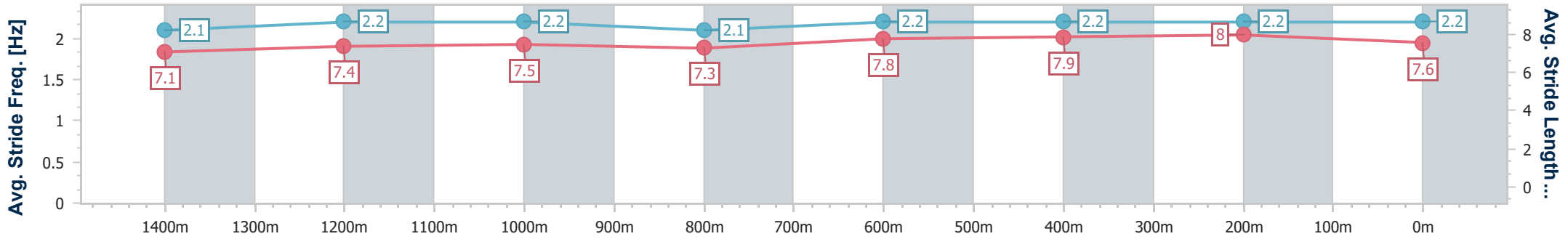
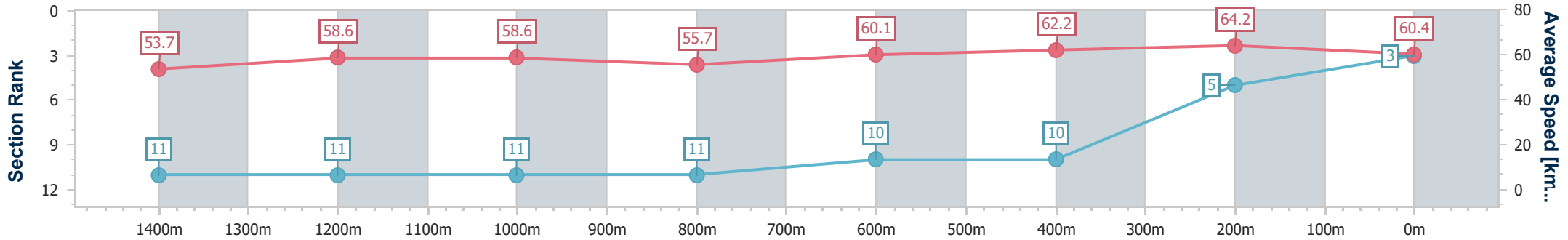
Race 8: TAB MOOLOOLABA CUP - 1600m



16 November 2024 - 17:33

Track Rating: Heavy 8, Weather: Overcast, Rail Position: +2m Entire

Section	Overall	1400m	1200m	1000m	800m	600m	400m	200m						
Section Times	1:39.10 [3] (0:14.33)	1:24.77 [11] (0:12.14)	1:12.63 [11] (0:12.36)	1:00.27 [11] (0:13.01)	0:47.26 [11] (0:12.32)	0:34.94 [10] (0:11.85)	0:23.09 [10] (0:11.19)	0:11.90 [5] (0:11.90)						
Average Speed [km/h]	53.7	58.6	58.6	55.7	60.1	62.2	64.2	60.4						
Top Speed [km/h]	59.2	62.0	61.2	59.6	61.1	63.1	65.7	65.6						
Avg. Dist. to Rail [m]	10.6	3.7	3.2	3.4	3.5	3.1	7.4	8.5						
Avg. Stride Freq. [Hz]	2.1	2.2	2.2	2.1	2.2	2.2	2.2	2.2						
Avg. Stride Length [m]	7.1	7.4	7.5	7.3	7.8	7.9	8.0	7.6						



- [] Ranking at each section and finish
- .-.- No data available at this section
- NA No data available



Horse/Jockey Name	Encoder
Final Rank	4
Fastest Section Time (Section)	0:11.32 (400m)
Top Speed [km/h] (Section)	64.9 (400m)
Race State	Finished



Sunshine Coast QLD Professional

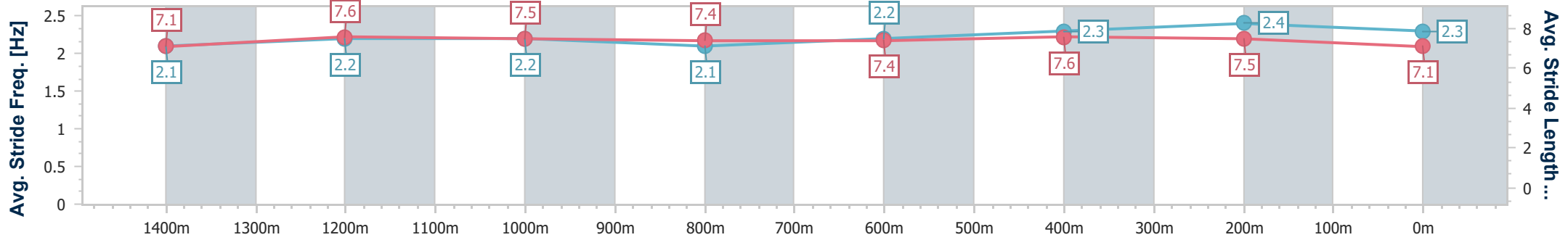
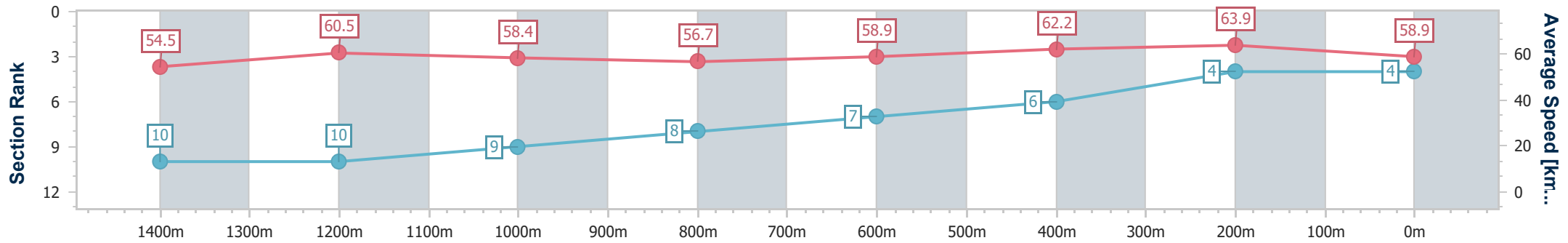
Race 8: TAB MOOLOOLABA CUP - 1600m



16 November 2024 - 17:33

Track Rating: Heavy 8, Weather: Overcast, Rail Position: +2m Entire

Section	Overall	1400m	1200m	1000m	800m	600m	400m	200m
Section Times	1:39.36 [4] (0:14.25)	1:25.11 [10] (0:12.00)	1:13.11 [10] (0:12.38)	1:00.73 [9] (0:12.87)	0:47.86 [8] (0:12.37)	0:35.49 [7] (0:11.91)	0:23.58 [6] (0:11.32)	0:12.26 [4] (0:12.26)
Average Speed [km/h]	54.5	60.5	58.4	56.7	58.9	62.2	63.9	58.9
Top Speed [km/h]	59.3	62.6	61.6	59.5	60.2	62.8	64.9	64.8
Avg. Dist. to Rail [m]	7.3	3.1	3.6	3.0	2.1	3.4	8.7	7.9
Avg. Stride Freq. [Hz]	2.1	2.2	2.2	2.1	2.2	2.3	2.4	2.3
Avg. Stride Length [m]	7.1	7.6	7.5	7.4	7.4	7.6	7.5	7.1



- [] Ranking at each section and finish
- .-.-.- No data available at this section
- NA No data available



Horse/Jockey Name	Junipal
Final Rank	5
Fastest Section Time (Section)	0:11.35 (400m)
Top Speed [km/h] (Section)	64.8 (400m)
Race State	Finished



Sunshine Coast QLD Professional

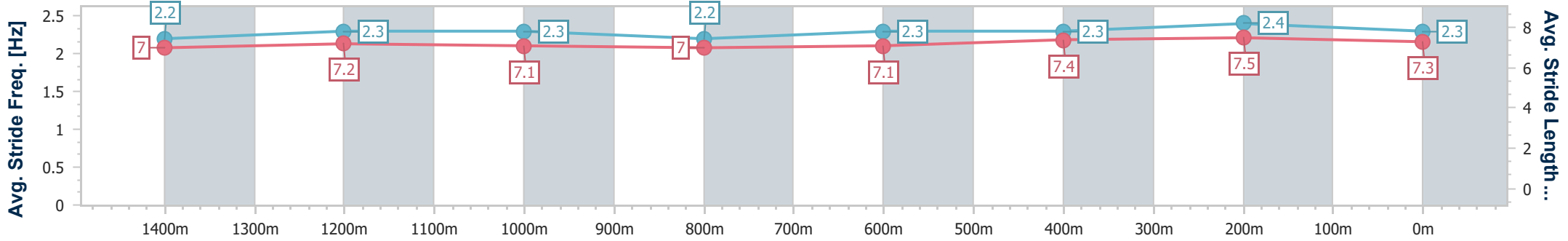
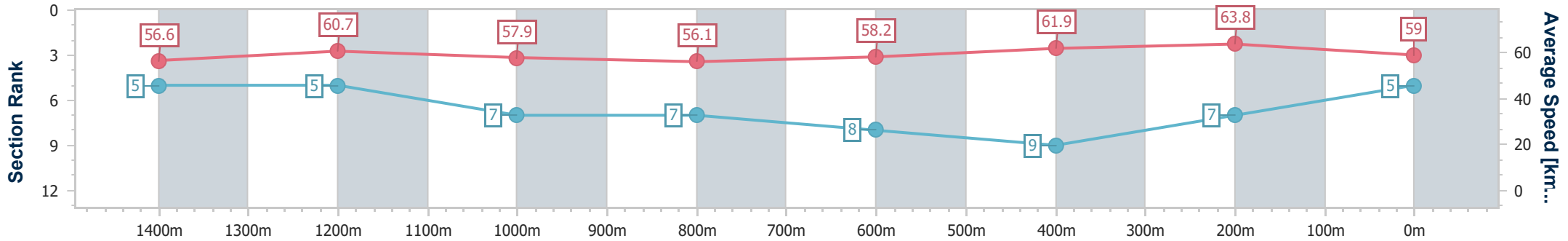
Race 8: TAB MOOLOOLABA CUP - 1600m



16 November 2024 - 17:33

Track Rating: Heavy 8, Weather: Overcast, Rail Position: +2m Entire

Section	Overall	1400m	1200m	1000m	800m	600m	400m	200m						
Section Times	1:39.46 [5] (0:13.80)	1:25.66 [5] (0:12.01)	1:13.65 [5] (0:12.53)	1:01.12 [7] (0:13.01)	0:48.11 [7] (0:12.59)	0:35.52 [8] (0:11.95)	0:23.57 [9] (0:11.35)	0:12.22 [7] (0:12.22)						
Average Speed [km/h]	56.6	60.7	57.9	56.1	58.2	61.9	63.8	59.0						
Top Speed [km/h]	61.0	63.4	61.7	58.7	59.7	62.7	64.8	64.8						
Avg. Dist. to Rail [m]	8.5	3.9	3.9	3.8	3.5	3.0	6.1	6.6						
Avg. Stride Freq. [Hz]	2.2	2.3	2.3	2.2	2.3	2.3	2.4	2.3						
Avg. Stride Length [m]	7.0	7.2	7.1	7.0	7.1	7.4	7.5	7.3						



- [] Ranking at each section and finish
- .-.- No data available at this section
- NA No data available



Horse/Jockey Name	The Drover
Final Rank	6
Fastest Section Time (Section)	0:11.41 (400m)
Top Speed [km/h] (Section)	64.6 (200m)
Race State	Finished



Sunshine Coast QLD Professional

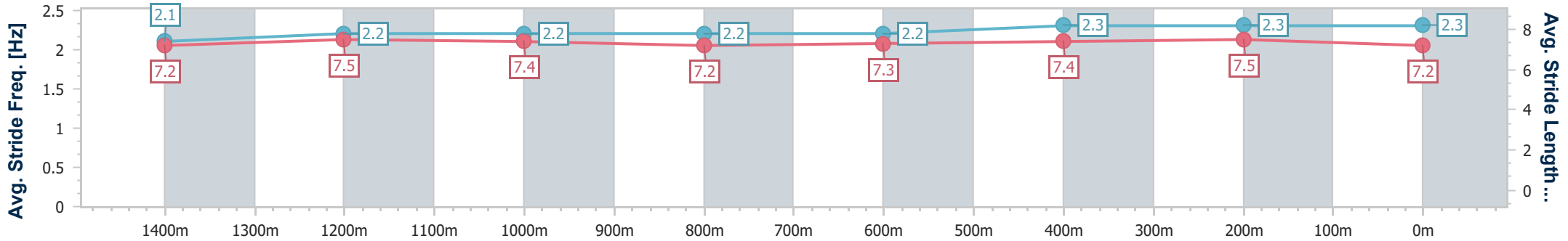
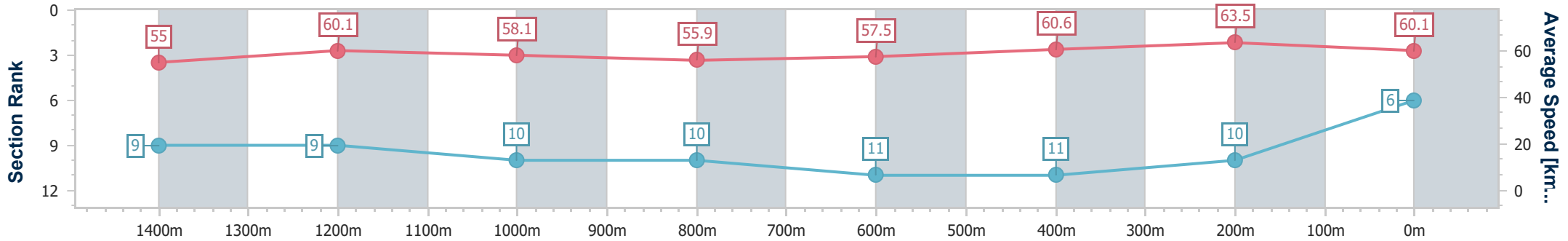
Race 8: TAB MOOLOOLABA CUP - 1600m



16 November 2024 - 17:33

Track Rating: Heavy 8, Weather: Overcast, Rail Position: +2m Entire

Section	Overall	1400m	1200m	1000m	800m	600m	400m	200m						
Section Times	1:39.48 [6] (0:14.15)	1:25.33 [9] (0:12.00)	1:13.33 [9] (0:12.51)	1:00.82 [10] (0:12.97)	0:47.85 [10] (0:12.56)	0:35.29 [11] (0:11.89)	0:23.40 [11] (0:11.41)	0:11.99 [10] (0:11.99)						
Average Speed [km/h]	55.0	60.1	58.1	55.9	57.5	60.6	63.5	60.1						
Top Speed [km/h]	60.4	62.7	61.6	59.1	58.9	61.7	64.5	64.6						
Avg. Dist. to Rail [m]	5.0	3.6	3.2	2.7	0.8	0.4	5.7	9.3						
Avg. Stride Freq. [Hz]	2.1	2.2	2.2	2.2	2.2	2.3	2.3	2.3						
Avg. Stride Length [m]	7.2	7.5	7.4	7.2	7.3	7.4	7.5	7.2						



- [] Ranking at each section and finish
- .-.- No data available at this section
- NA No data available



Horse/Jockey Name	Wapiti
Final Rank	7
Fastest Section Time (Section)	0:11.54 (400m)
Top Speed [km/h] (Section)	63.8 (400m)
Race State	Finished



Sunshine Coast QLD Professional

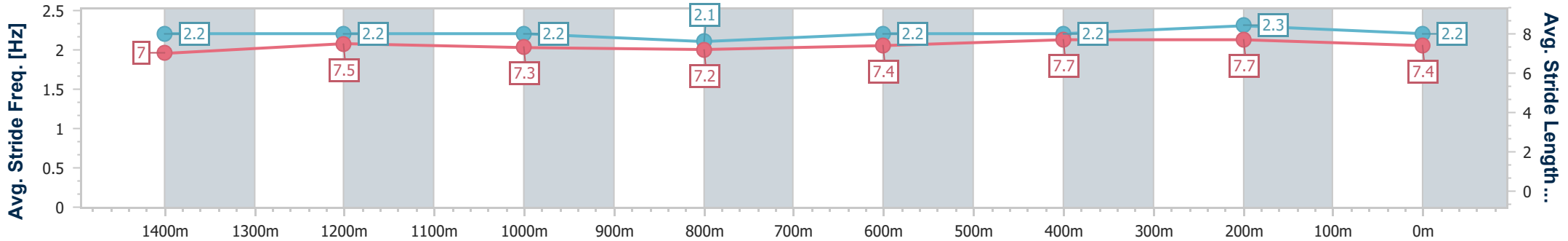
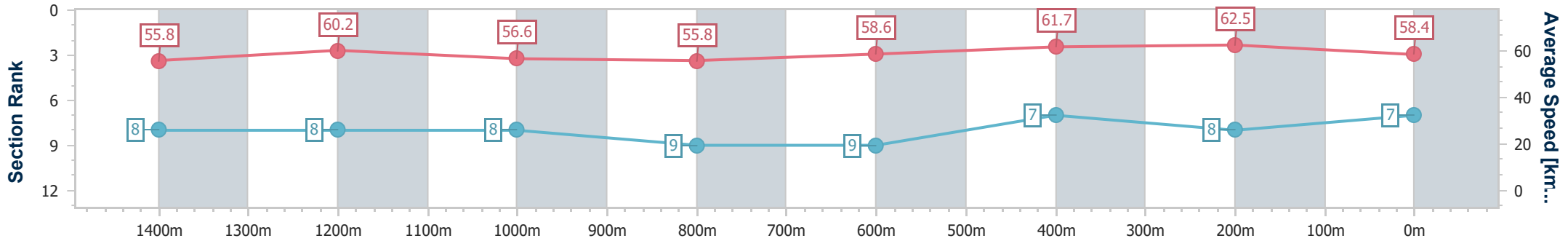
Race 8: TAB MOOLOOLABA CUP - 1600m



16 November 2024 - 17:33

Track Rating: Heavy 8, Weather: Overcast, Rail Position: +2m Entire

Section	Overall	1400m	1200m	1000m	800m	600m	400m	200m
Section Times	1:39.71 [7] (0:13.99)	1:25.72 [8] (0:11.99)	1:13.73 [8] (0:12.53)	1:01.20 [8] (0:13.02)	0:48.18 [9] (0:12.53)	0:35.65 [9] (0:11.73)	0:23.92 [7] (0:11.54)	0:12.38 [8] (0:12.38)
Average Speed [km/h]	55.8	60.2	56.6	55.8	58.6	61.7	62.5	58.4
Top Speed [km/h]	60.0	62.9	61.6	58.7	59.3	63.0	63.8	63.7
Avg. Dist. to Rail [m]	6.7	3.0	3.4	3.2	2.1	0.7	3.1	2.9
Avg. Stride Freq. [Hz]	2.2	2.2	2.2	2.1	2.2	2.2	2.3	2.2
Avg. Stride Length [m]	7.0	7.5	7.3	7.2	7.4	7.7	7.7	7.4



- [] Ranking at each section and finish
- .-.- No data available at this section
- NA No data available



Horse/Jockey Name	Winston Smurfhill
Final Rank	8
Fastest Section Time (Section)	0:11.61 (1400m)
Top Speed [km/h] (Section)	65.5 (1400m)
Race State	Finished



Sunshine Coast QLD Professional

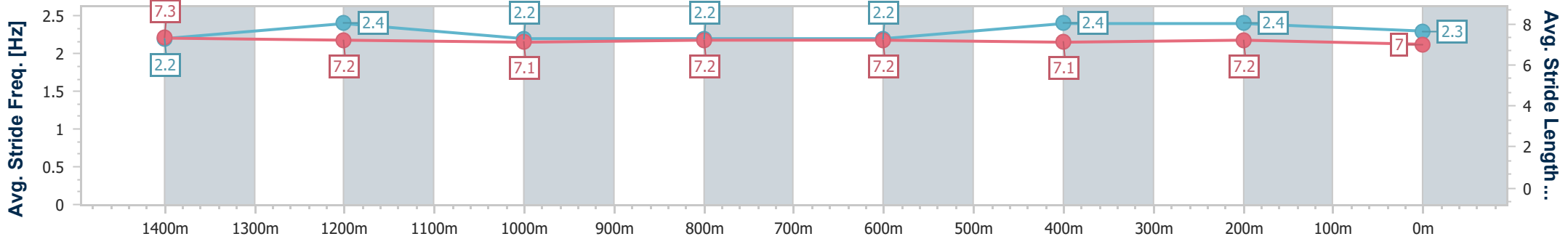
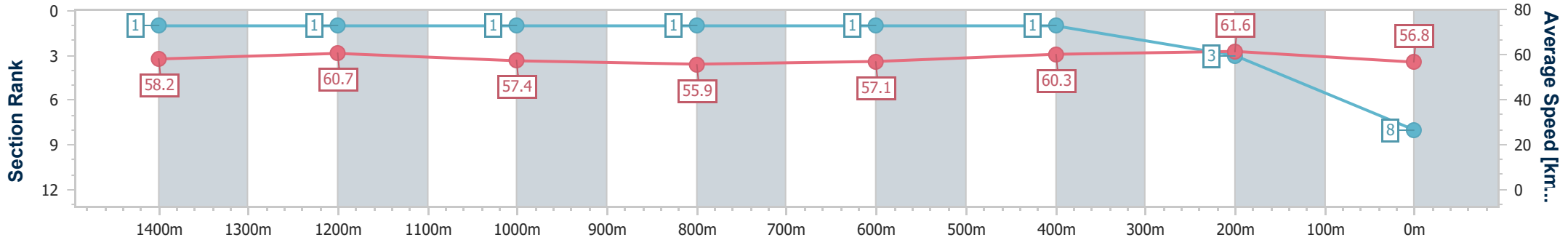
Race 8: TAB MOOLOOLABA CUP - 1600m



16 November 2024 - 17:33

Track Rating: Heavy 8, Weather: Overcast, Rail Position: +2m Entire

Section	Overall	1400m	1200m	1000m	800m	600m	400m	200m						
Section Times	1:39.71 [8] (0:13.44)	1:26.27 [1] (0:11.61)	1:14.66 [1] (0:12.53)	1:02.13 [1] (0:12.97)	0:49.16 [1] (0:12.73)	0:36.43 [1] (0:12.05)	0:24.38 [1] (0:11.70)	0:12.68 [3] (0:12.68)						
Average Speed [km/h]	58.2	60.7	57.4	55.9	57.1	60.3	61.6	56.8						
Top Speed [km/h]	62.1	65.5	62.9	58.5	58.1	61.4	63.3	62.7						
Avg. Dist. to Rail [m]	8.2	2.9	2.8	2.6	1.3	1.1	3.1	2.7						
Avg. Stride Freq. [Hz]	2.2	2.4	2.2	2.2	2.2	2.4	2.4	2.3						
Avg. Stride Length [m]	7.3	7.2	7.1	7.2	7.2	7.1	7.2	7.0						



- [] Ranking at each section and finish
- .-.- No data available at this section
- NA No data available



Horse/Jockey Name	Dune Forty Five
Final Rank	9
Fastest Section Time (Section)	0:11.65 (400m)
Top Speed [km/h] (Section)	64.2 (1400m)
Race State	Finished



Sunshine Coast QLD Professional

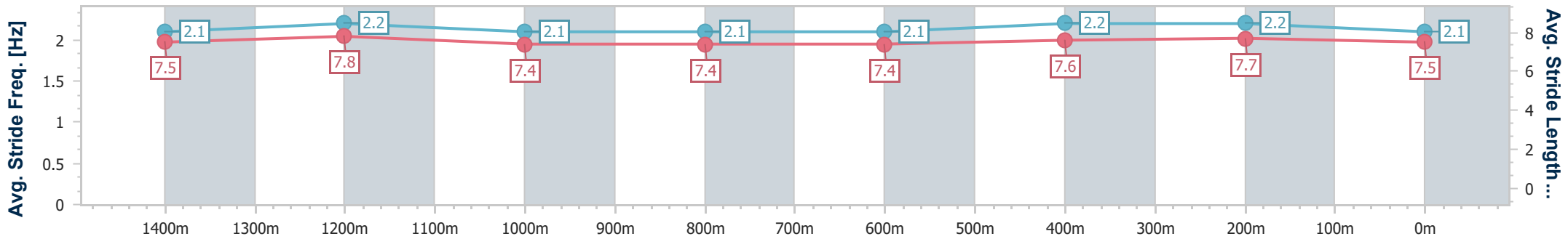
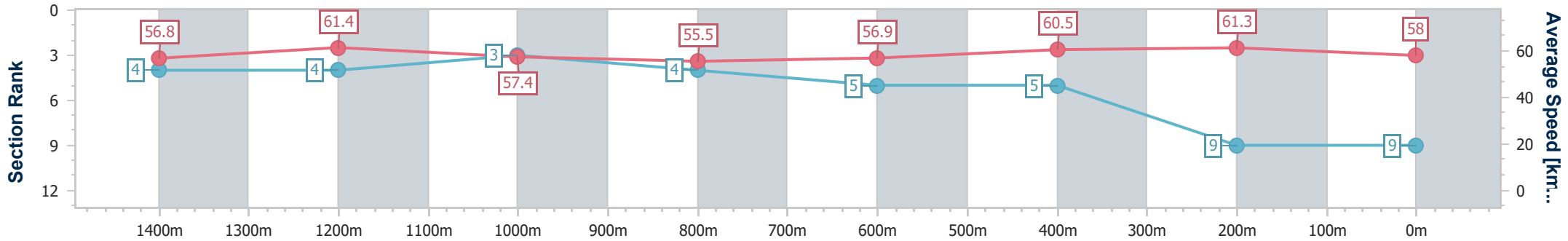
Race 8: TAB MOOLOOLABA CUP - 1600m



16 November 2024 - 17:33

Track Rating: Heavy 8, Weather: Overcast, Rail Position: +2m Entire

Section	Overall	1400m	1200m	1000m	800m	600m	400m	200m
Section Times	1:39.72 [9] (0:13.76)	1:25.96 [4] (0:11.85)	1:14.11 [4] (0:12.40)	1:01.71 [3] (0:13.02)	0:48.69 [4] (0:12.68)	0:36.01 [5] (0:11.99)	0:24.02 [5] (0:11.65)	0:12.37 [9] (0:12.37)
Average Speed [km/h]	56.8	61.4	57.4	55.5	56.9	60.5	61.3	58.0
Top Speed [km/h]	60.8	64.2	62.1	59.2	58.5	60.9	63.3	63.2
Avg. Dist. to Rail [m]	5.4	2.4	2.6	2.2	0.9	0.6	1.9	2.5
Avg. Stride Freq. [Hz]	2.1	2.2	2.1	2.1	2.1	2.2	2.2	2.1
Avg. Stride Length [m]	7.5	7.8	7.4	7.4	7.4	7.6	7.7	7.5



- [] Ranking at each section and finish
- .-.- No data available at this section
- NA No data available



Horse/Jockey Name	Menazzi
Final Rank	10
Fastest Section Time (Section)	0:11.59 (1400m)
Top Speed [km/h] (Section)	65.8 (1400m)
Race State	Finished



Sunshine Coast QLD Professional

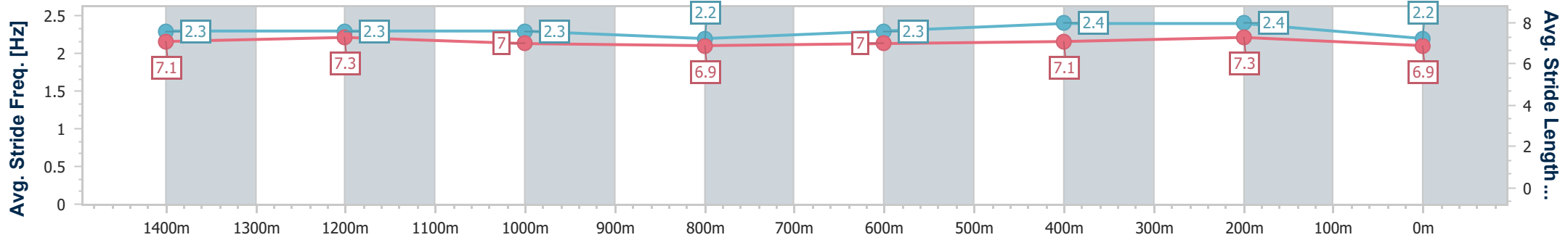
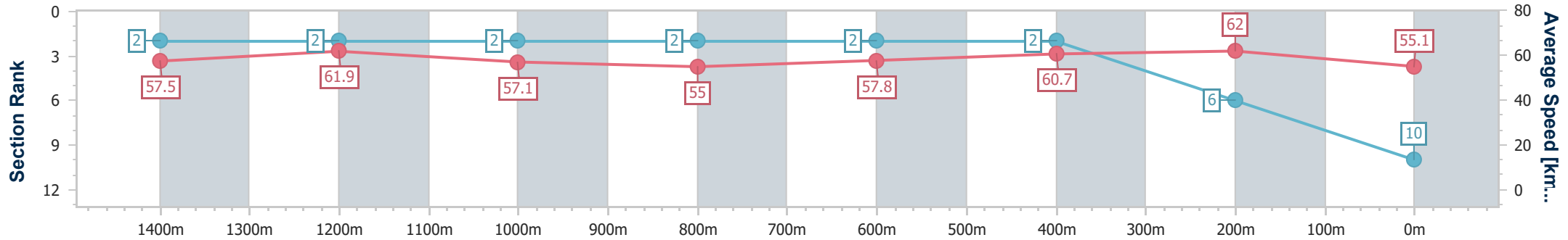
Race 8: TAB MOOLOOLABA CUP - 1600m



16 November 2024 - 17:33

Track Rating: Heavy 8, Weather: Overcast, Rail Position: +2m Entire

Section	Overall	1400m	1200m	1000m	800m	600m	400m	200m						
Section Times	1:40.30 [10] (0:13.57)	1:26.73 [2] (0:11.59)	1:15.14 [2] (0:12.56)	1:02.58 [2] (0:13.05)	0:49.53 [2] (0:12.68)	0:36.85 [2] (0:12.07)	0:24.78 [2] (0:11.69)	0:13.09 [6] (0:13.09)						
Average Speed [km/h]	57.5	61.9	57.1	55.0	57.8	60.7	62.0	55.1						
Top Speed [km/h]	61.6	65.8	63.4	58.7	58.6	61.9	63.3	62.9						
Avg. Dist. to Rail [m]	10.5	4.6	3.5	3.0	1.9	2.8	6.7	6.4						
Avg. Stride Freq. [Hz]	2.3	2.3	2.3	2.2	2.3	2.4	2.4	2.2						
Avg. Stride Length [m]	7.1	7.3	7.0	6.9	7.0	7.1	7.3	6.9						



- [] Ranking at each section and finish
- .-.- No data available at this section
- NA No data available



Horse/Jockey Name	Linthorpe Lad
Final Rank	11
Fastest Section Time (Section)	0:11.87 (400m)
Top Speed [km/h] (Section)	62.9 (1400m)
Race State	Finished



Sunshine Coast QLD Professional

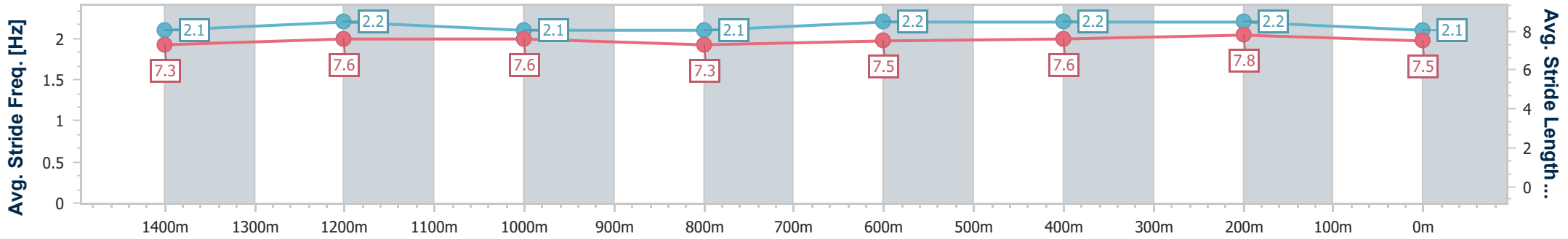
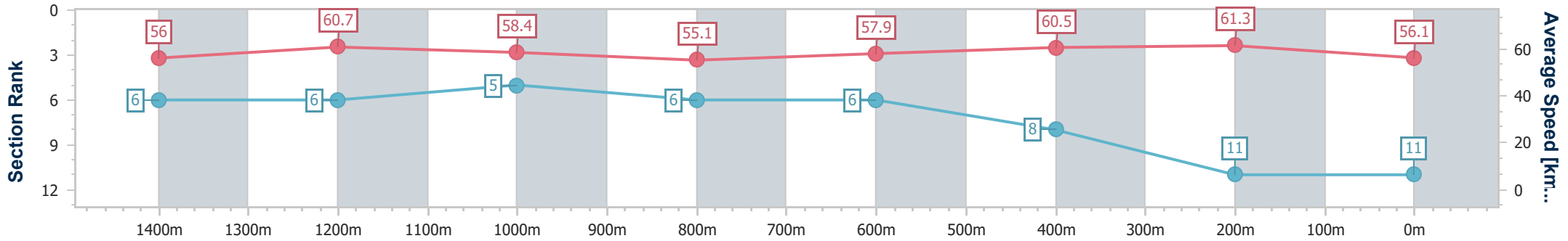
Race 8: TAB MOOLOOLABA CUP - 1600m



16 November 2024 - 17:33

Track Rating: Heavy 8, Weather: Overcast, Rail Position: +2m Entire

Section	Overall	1400m	1200m	1000m	800m	600m	400m	200m						
Section Times	1:40.57 [11] (0:13.95)	1:26.62 [6] (0:11.90)	1:14.72 [6] (0:12.43)	1:02.29 [5] (0:12.93)	0:49.36 [6] (0:12.63)	0:36.73 [6] (0:12.03)	0:24.70 [8] (0:11.87)	0:12.83 [11] (0:12.83)						
Average Speed [km/h]	56.0	60.7	58.4	55.1	57.9	60.5	61.3	56.1						
Top Speed [km/h]	60.2	62.9	62.0	58.8	58.8	61.3	62.2	61.9						
Avg. Dist. to Rail [m]	2.7	1.5	2.1	2.1	1.8	1.3	3.5	3.5						
Avg. Stride Freq. [Hz]	2.1	2.2	2.1	2.1	2.2	2.2	2.2	2.1						
Avg. Stride Length [m]	7.3	7.6	7.6	7.3	7.5	7.6	7.8	7.5						



- [] Ranking at each section and finish
- .-.- No data available at this section
- NA No data available