



Sunshine Coast QLD Professional

Race 9: THE WHARF MOOLOOLABA SWISS ACE PLATE - 1000m

16 November 2024 - 18:10



Track Rating: Heavy 8, Weather: Overcast, Rail Position: +2m Entire

Section		Overall									Last 600m	
Field Times		0:58.27 (0:13.02)									0:34.58	
		800m			600m		400m		200m			
		0:45.25 (0:10.67)			0:34.58 (0:11.16)		0:23.42 (0:11.22)		0:12.20 (0:12.20)			
Rank	TAB	Horse/Jockey	Barrier	Top Speed [km/h]	Fastest Section	Overall	800m	600m	400m	200m	Margin	Distance Travelled [m]
1	9	SHALAA'S MOMENT Nikita Beriman	5	69.4 800m	0:10.63 800m	0:58.27 [1] (0:13.39)	0:44.88 [6] (0:10.63)	0:34.25 [5] (0:11.04)	0:23.21 [5] (0:11.10)	0:12.11 [2] (0:12.11)	0:58.27	0:34.25
2	1	CIFRADO Boris Thornton	6	69.8 800m	0:10.69 800m	0:58.36 [2] (0:13.73)	0:44.63 [9] (0:10.69)	0:33.94 [9] (0:10.95)	0:22.99 [8] (0:10.96)	0:12.03 [5] (0:12.03)	0.4L	0:33.94 -1
3	4	GOLDEN BOOM Angela Jones	10	70.3 800m	0:10.61 800m	0:58.48 [3] (0:13.12)	0:45.36 [2] (0:10.61)	0:34.75 [2] (0:11.12)	0:23.63 [1] (0:11.22)	0:12.41 [1] (0:12.41)	0.9L	0:34.75 -3
4	7	RUBIQUITOUS Ron Stewart	3	69.0 800m	0:10.69 800m	0:58.63 [4] (0:13.18)	0:45.45 [3] (0:10.69)	0:34.76 [4] (0:11.12)	0:23.64 [4] (0:11.22)	0:12.42 [3] (0:12.42)	1.7L	0:34.76 +0
5	5	STEADY READY Cejay Graham	2	69.3 800m	0:10.66 800m	0:58.77 [5] (0:13.20)	0:45.57 [4] (0:10.66)	0:34.91 [3] (0:11.01)	0:23.90 [2] (0:11.34)	0:12.56 [4] (0:12.56)	2.5L	0:34.91 -7
6	6	NETTUNO James Orman	1	70.6 Overall	0:10.78 800m	0:58.79 [6] (0:13.47)	0:45.32 [7] (0:10.78)	0:34.54 [7] (0:11.04)	0:23.50 [7] (0:11.25)	0:12.25 [7] (0:12.25)	2.6L	0:34.54 -6
7	3	ALL THAT PIZZAZZ Emily Lang	8	70.7 800m	0:10.75 800m	0:58.88 [7] (0:13.36)	0:45.52 [5] (0:10.75)	0:34.77 [6] (0:11.18)	0:23.59 [6] (0:11.20)	0:12.39 [6] (0:12.39)	3L	0:34.77 +0
8	12	SUPER DAISY Samantha Collett	9	69.8 800m	0:10.67 800m	0:59.75 [8] (0:13.02)	0:46.73 [1] (0:10.67)	0:36.06 [1] (0:11.24)	0:24.82 [3] (0:11.66)	0:13.16 [8] (0:13.16)	8L	0:36.06 -5
9	13	CABRINELLA Mark Du Plessis	4	69.0 800m	0:10.67 800m	0:59.77 [9] (0:13.70)	0:46.07 [8] (0:10.67)	0:35.40 [8] (0:11.07)	0:24.33 [9] (0:11.36)	0:12.97 [9] (0:12.97)	8.1L	0:35.40 -3

Scratched: Reliable Ruby (#10), Never Say Nay (#8), Zouperb (#11), Cannonball (#2)

[] Ranking at each section and finish
 -:-:- No data available at this section
 NA No data available

SCN Saddle cloth number
 DNF Did not finish
 DNT Did not track



Horse/Jockey Name	Shalaa's Moment
Final Rank	1
Fastest Section Time (Section)	0:10.63 (800m)
Top Speed [km/h] (Section)	69.4 (800m)
Race State	Finished



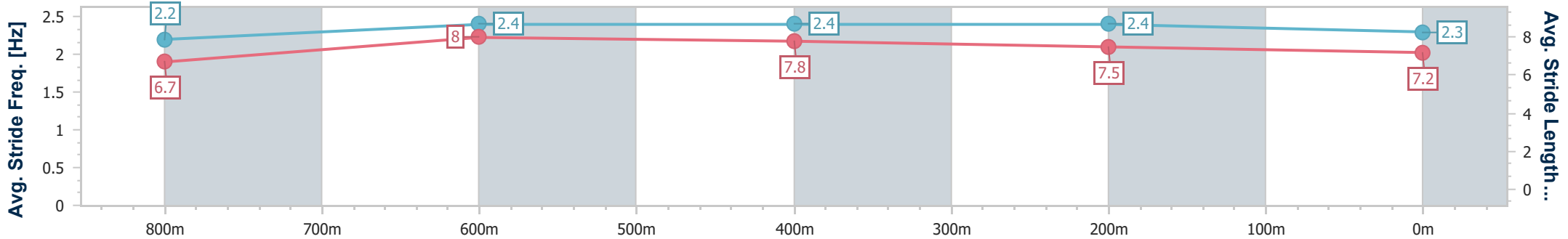
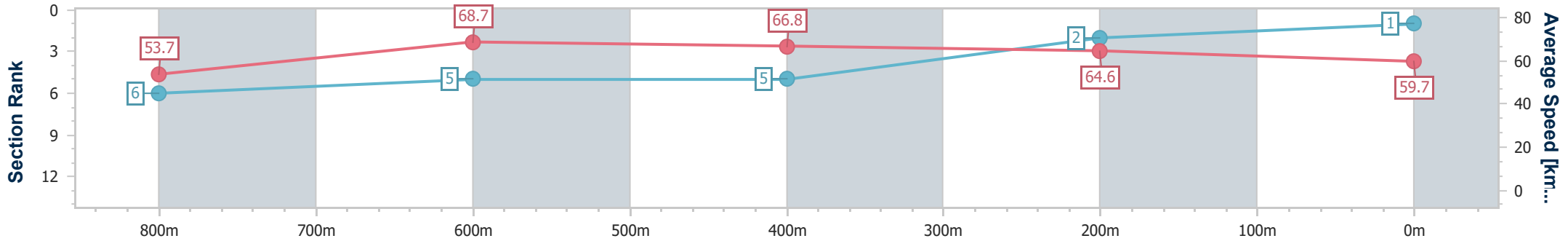
Sunshine Coast QLD Professional
Race 9: THE WHARF MOOLOOLABA SWISS ACE PLATE - 1000m



16 November 2024 - 18:10

Track Rating: Heavy 8, Weather: Overcast, Rail Position: +2m Entire

Section	Overall	800m	600m	400m	200m
Section Times	0:58.27 [1] (0:13.39)	0:44.88 [6] (0:10.63)	0:34.25 [5] (0:11.04)	0:23.21 [5] (0:11.10)	0:12.11 [2] (0:12.11)
Average Speed [km/h]	53.7	68.7	66.8	64.6	59.7
Top Speed [km/h]	68.4	69.4	68.8	66.6	63.5
Avg. Dist. to Rail [m]	7.0	3.8	4.0	8.0	7.1
Avg. Stride Freq. [Hz]	2.2	2.4	2.4	2.4	2.3
Avg. Stride Length [m]	6.7	8.0	7.8	7.5	7.2



- [] Ranking at each section and finish
- .-.- No data available at this section
- NA No data available



Horse/Jockey Name	Cifrado
Final Rank	2
Fastest Section Time (Section)	0:10.69 (800m)
Top Speed [km/h] (Section)	69.8 (800m)
Race State	Finished



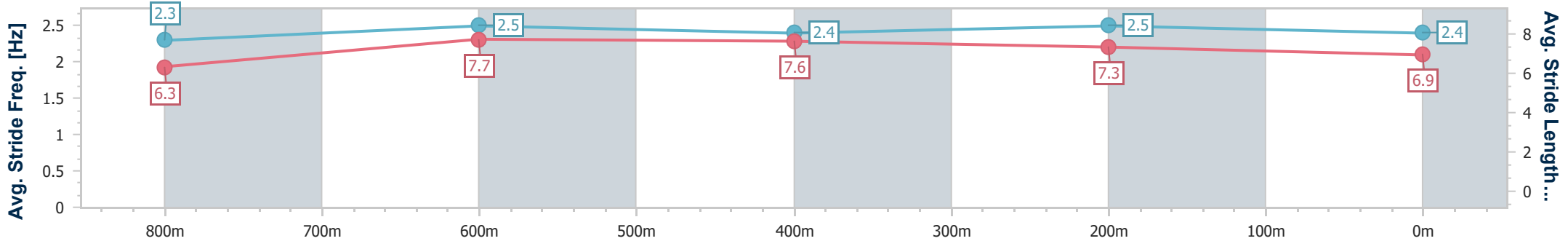
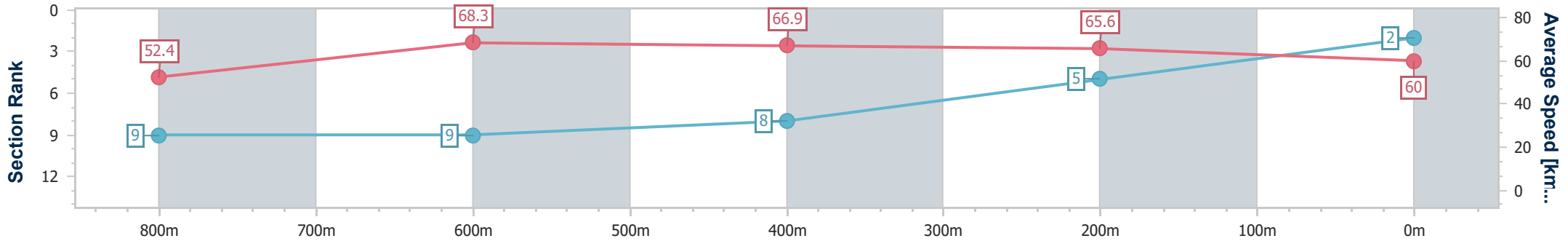
Sunshine Coast QLD Professional
Race 9: THE WHARF MOOLOOLABA SWISS ACE PLATE - 1000m



16 November 2024 - 18:10

Track Rating: Heavy 8, Weather: Overcast, Rail Position: +2m Entire

Section	Overall	800m	600m	400m	200m
Section Times	0:58.36 [2] (0:13.73)	0:44.63 [9] (0:10.69)	0:33.94 [9] (0:10.95)	0:22.99 [8] (0:10.96)	0:12.03 [5] (0:12.03)
Average Speed [km/h]	52.4	68.3	66.9	65.6	60.0
Top Speed [km/h]	68.2	69.8	69.0	66.9	63.7
Avg. Dist. to Rail [m]	7.1	4.1	2.9	9.0	9.5
Avg. Stride Freq. [Hz]	2.3	2.5	2.4	2.5	2.4
Avg. Stride Length [m]	6.3	7.7	7.6	7.3	6.9



- [] Ranking at each section and finish
- .-.- No data available at this section
- NA No data available



Horse/Jockey Name	Golden Boom
Final Rank	3
Fastest Section Time (Section)	0:10.61 (800m)
Top Speed [km/h] (Section)	70.3 (800m)
Race State	Finished



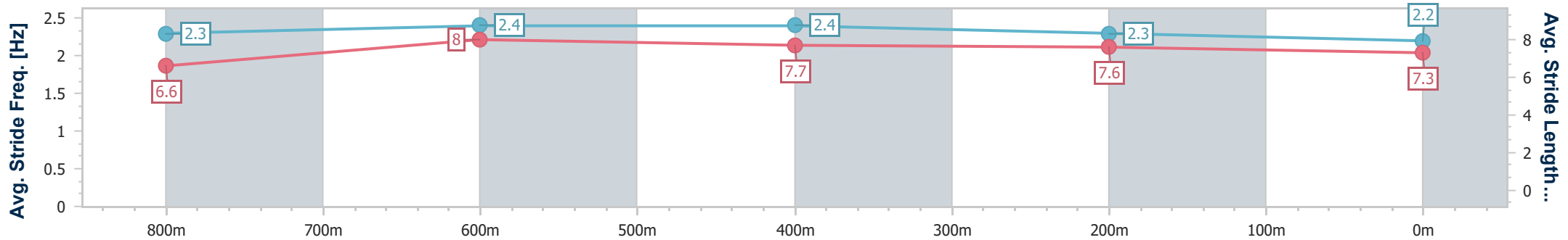
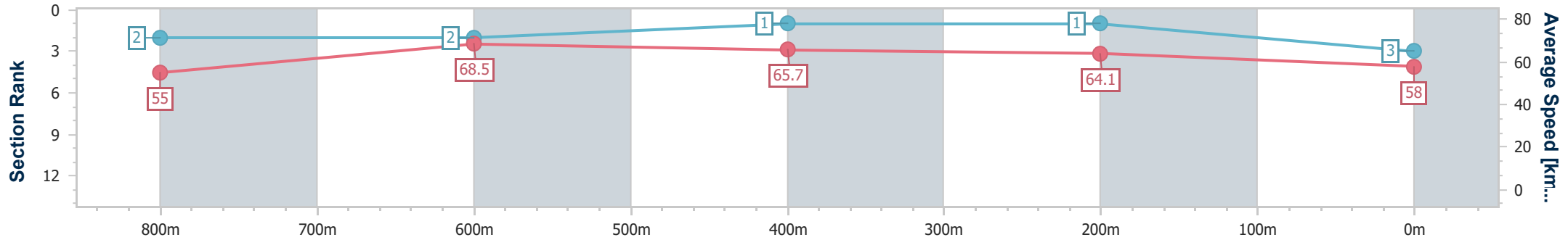
Sunshine Coast QLD Professional
 Race 9: THE WHARF MOOLOOLABA SWISS ACE PLATE - 1000m



16 November 2024 - 18:10

Track Rating: Heavy 8, Weather: Overcast, Rail Position: +2m Entire

Section	Overall	800m	600m	400m	200m
Section Times	0:58.48 [3] (0:13.12)	0:45.36 [2] (0:10.61)	0:34.75 [2] (0:11.12)	0:23.63 [1] (0:11.22)	0:12.41 [1] (0:12.41)
Average Speed [km/h]	55.0	68.5	65.7	64.1	58.0
Top Speed [km/h]	69.8	70.3	67.7	66.3	61.9
Avg. Dist. to Rail [m]	10.0	3.6	2.3	6.4	6.9
Avg. Stride Freq. [Hz]	2.3	2.4	2.4	2.3	2.2
Avg. Stride Length [m]	6.6	8.0	7.7	7.6	7.3



- [] Ranking at each section and finish
- .-.- No data available at this section
- NA No data available



Horse/Jockey Name	Rubiquitous
Final Rank	4
Fastest Section Time (Section)	0:10.69 (800m)
Top Speed [km/h] (Section)	69.0 (800m)
Race State	Finished



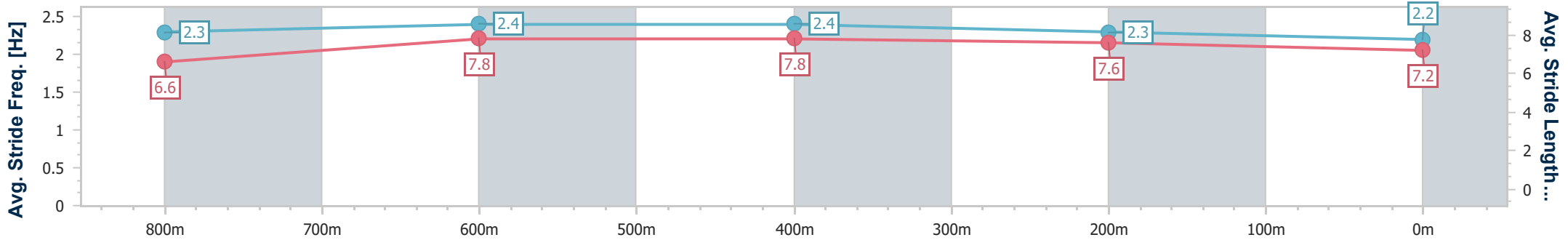
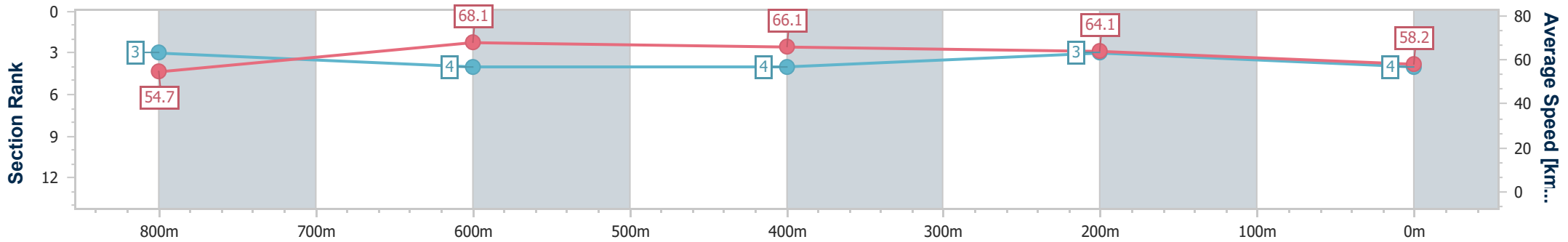
Sunshine Coast QLD Professional
 Race 9: THE WHARF MOOLOOLABA SWISS ACE PLATE - 1000m



16 November 2024 - 18:10

Track Rating: Heavy 8, Weather: Overcast, Rail Position: +2m Entire

Section	Overall	800m	600m	400m	200m
Section Times	0:58.63 [4] (0:13.18)	0:45.45 [3] (0:10.69)	0:34.76 [4] (0:11.12)	0:23.64 [4] (0:11.22)	0:12.42 [3] (0:12.42)
Average Speed [km/h]	54.7	68.1	66.1	64.1	58.2
Top Speed [km/h]	68.7	69.0	67.7	65.5	62.1
Avg. Dist. to Rail [m]	6.0	4.5	3.8	7.9	7.6
Avg. Stride Freq. [Hz]	2.3	2.4	2.4	2.3	2.2
Avg. Stride Length [m]	6.6	7.8	7.8	7.6	7.2



- [] Ranking at each section and finish
- .-.- No data available at this section
- NA No data available



Horse/Jockey Name	Steady Ready
Final Rank	5
Fastest Section Time (Section)	0:10.66 (800m)
Top Speed [km/h] (Section)	69.3 (800m)
Race State	Finished



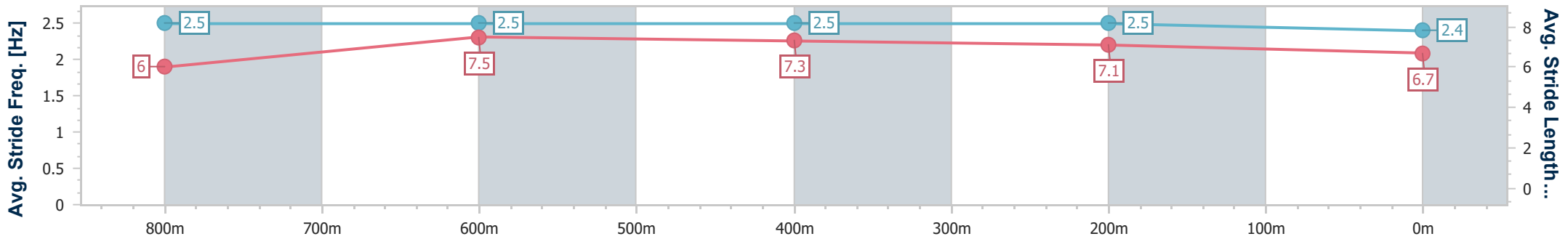
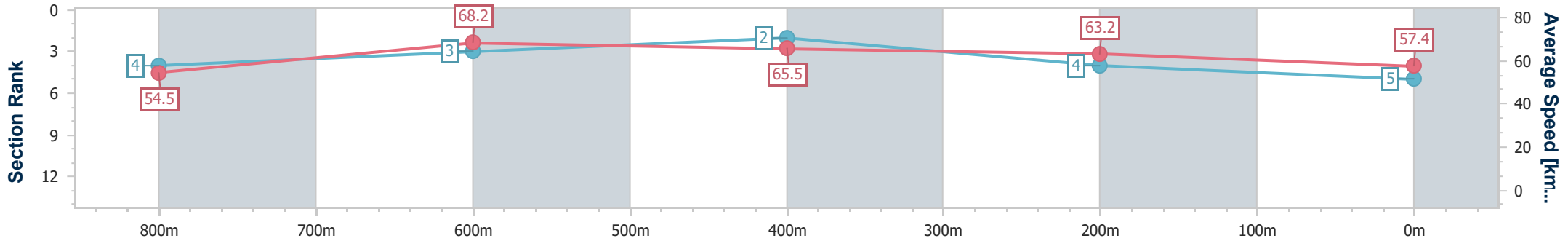
Sunshine Coast QLD Professional
 Race 9: THE WHARF MOOLOOLABA SWISS ACE PLATE - 1000m



16 November 2024 - 18:10

Track Rating: Heavy 8, Weather: Overcast, Rail Position: +2m Entire

Section	Overall	800m	600m	400m	200m
Section Times	0:58.77 [5] (0:13.20)	0:45.57 [4] (0:10.66)	0:34.91 [3] (0:11.01)	0:23.90 [2] (0:11.34)	0:12.56 [4] (0:12.56)
Average Speed [km/h]	54.5	68.2	65.5	63.2	57.4
Top Speed [km/h]	69.1	69.3	67.7	64.7	61.3
Avg. Dist. to Rail [m]	4.2	2.1	0.4	3.5	4.9
Avg. Stride Freq. [Hz]	2.5	2.5	2.5	2.5	2.4
Avg. Stride Length [m]	6.0	7.5	7.3	7.1	6.7



- [] Ranking at each section and finish
- .-.- No data available at this section
- NA No data available



Horse/Jockey Name	Nettuno
Final Rank	6
Fastest Section Time (Section)	0:10.78 (800m)
Top Speed [km/h] (Section)	70.6 (Overall)
Race State	Finished



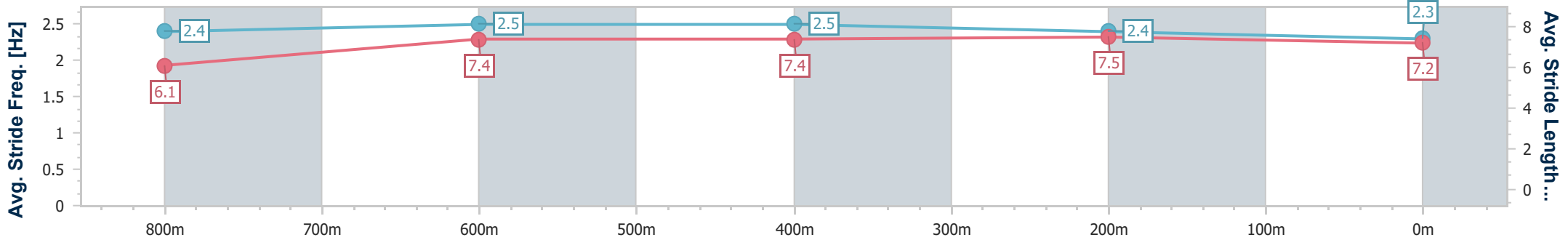
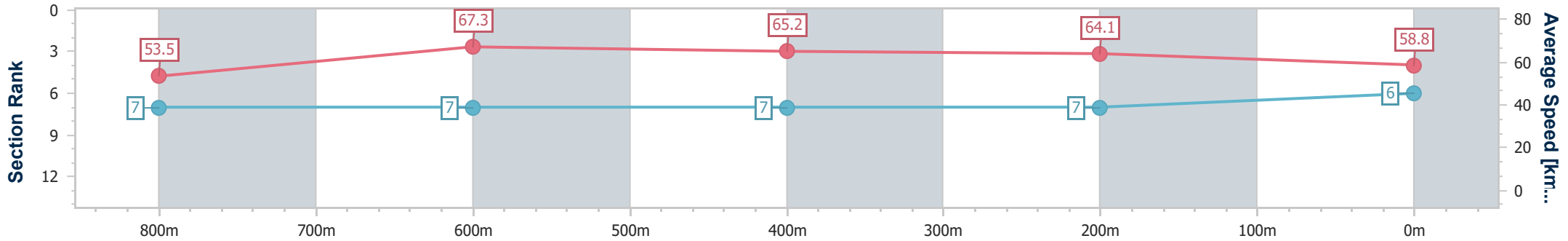
Sunshine Coast QLD Professional
Race 9: THE WHARF MOOLOOLABA SWISS ACE PLATE - 1000m



16 November 2024 - 18:10

Track Rating: Heavy 8, Weather: Overcast, Rail Position: +2m Entire

Section	Overall	800m	600m	400m	200m
Section Times	0:58.79 [6] (0:13.47)	0:45.32 [7] (0:10.78)	0:34.54 [7] (0:11.04)	0:23.50 [7] (0:11.25)	0:12.25 [7] (0:12.25)
Average Speed [km/h]	53.5	67.3	65.2	64.1	58.8
Top Speed [km/h]	70.6	70.2	67.2	65.3	62.3
Avg. Dist. to Rail [m]	3.0	2.5	0.4	4.2	6.7
Avg. Stride Freq. [Hz]	2.4	2.5	2.5	2.4	2.3
Avg. Stride Length [m]	6.1	7.4	7.4	7.5	7.2



- [] Ranking at each section and finish
- .-.- No data available at this section
- NA No data available



Horse/Jockey Name	All That Pizzazz
Final Rank	7
Fastest Section Time (Section)	0:10.75 (800m)
Top Speed [km/h] (Section)	70.7 (800m)
Race State	Finished



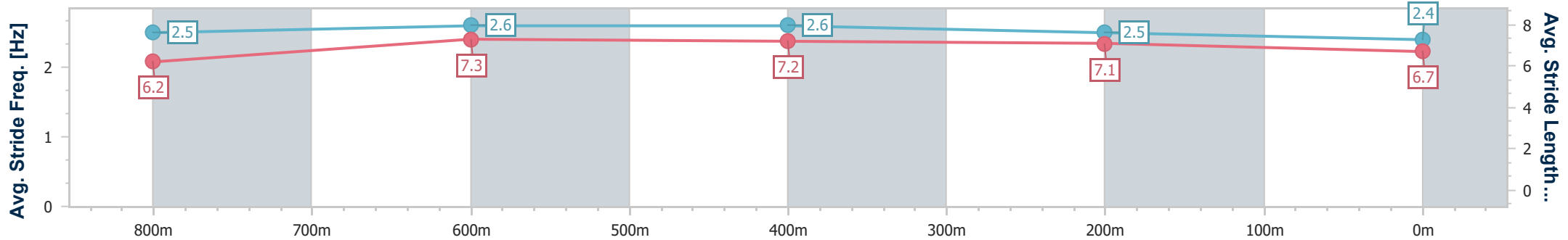
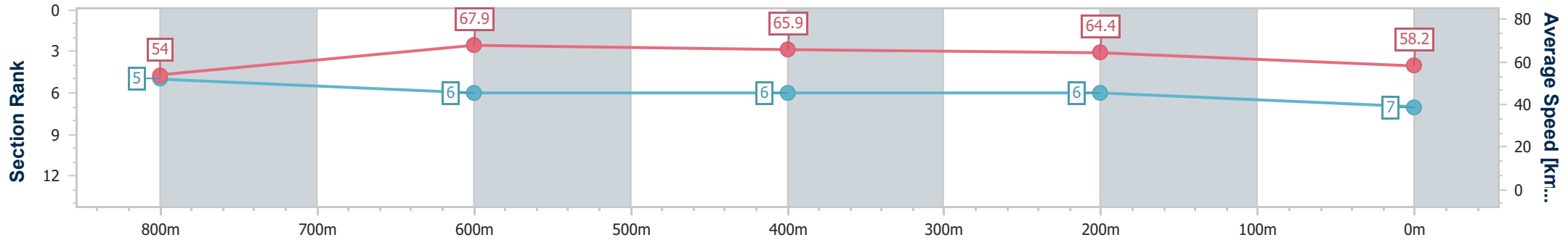
Sunshine Coast QLD Professional
 Race 9: THE WHARF MOOLOOLABA SWISS ACE PLATE - 1000m



16 November 2024 - 18:10

Track Rating: Heavy 8, Weather: Overcast, Rail Position: +2m Entire

Section	Overall	800m	600m	400m	200m
Section Times	0:58.88 [7] (0:13.36)	0:45.52 [5] (0:10.75)	0:34.77 [6] (0:11.18)	0:23.59 [6] (0:11.20)	0:12.39 [6] (0:12.39)
Average Speed [km/h]	54.0	67.9	65.9	64.4	58.2
Top Speed [km/h]	70.6	70.7	66.8	66.1	61.5
Avg. Dist. to Rail [m]	8.1	4.5	4.1	9.1	10.4
Avg. Stride Freq. [Hz]	2.5	2.6	2.6	2.5	2.4
Avg. Stride Length [m]	6.2	7.3	7.2	7.1	6.7



- [] Ranking at each section and finish
- .-.- No data available at this section
- NA No data available



Horse/Jockey Name	Super Daisy
Final Rank	8
Fastest Section Time (Section)	0:10.67 (800m)
Top Speed [km/h] (Section)	69.8 (800m)
Race State	Finished



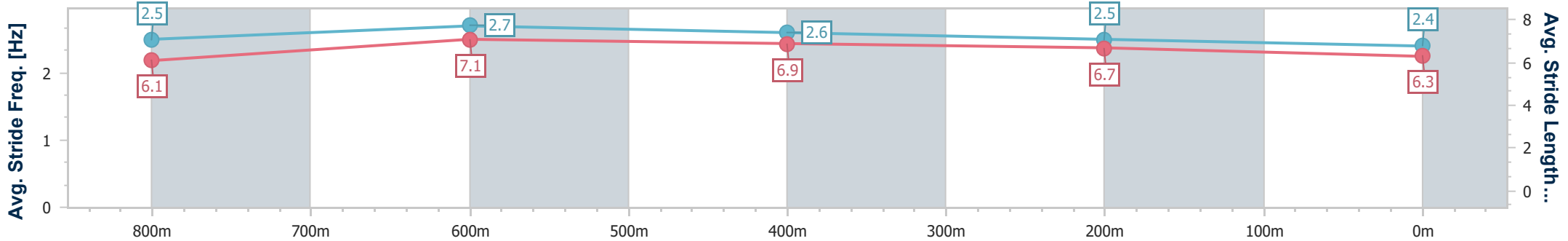
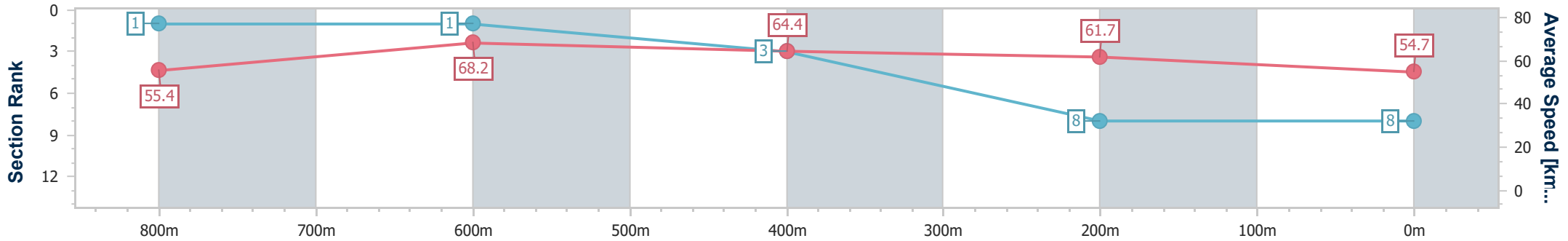
Sunshine Coast QLD Professional
 Race 9: THE WHARF MOOLOOLABA SWISS ACE PLATE - 1000m



16 November 2024 - 18:10

Track Rating: Heavy 8, Weather: Overcast, Rail Position: +2m Entire

Section	Overall	800m	600m	400m	200m
Section Times	0:59.75 [8] (0:13.02)	0:46.73 [1] (0:10.67)	0:36.06 [1] (0:11.24)	0:24.82 [3] (0:11.66)	0:13.16 [8] (0:13.16)
Average Speed [km/h]	55.4	68.2	64.4	61.7	54.7
Top Speed [km/h]	69.7	69.8	66.6	63.6	59.7
Avg. Dist. to Rail [m]	8.8	2.9	1.2	4.3	5.4
Avg. Stride Freq. [Hz]	2.5	2.7	2.6	2.5	2.4
Avg. Stride Length [m]	6.1	7.1	6.9	6.7	6.3



- [] Ranking at each section and finish
- .-.- No data available at this section
- NA No data available



Horse/Jockey Name	Cabrinella
Final Rank	9
Fastest Section Time (Section)	0:10.67 (800m)
Top Speed [km/h] (Section)	69.0 (800m)
Race State	Finished



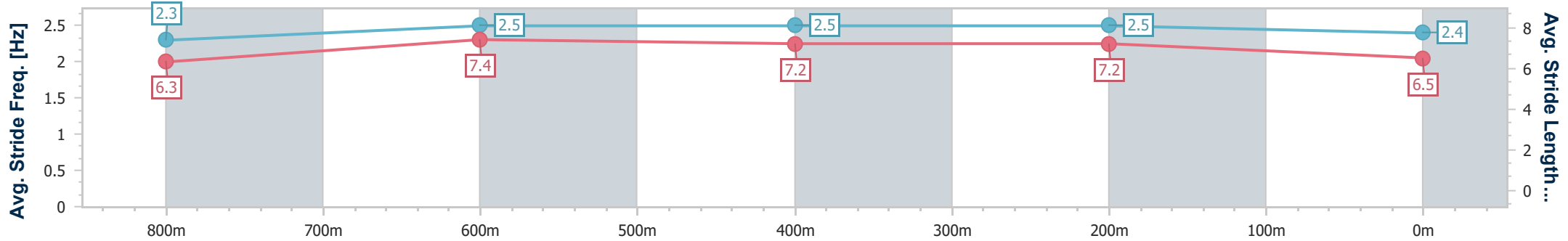
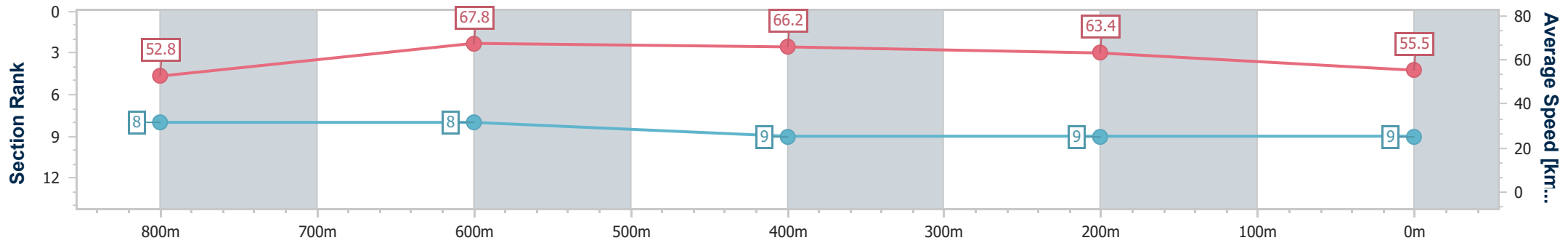
Sunshine Coast QLD Professional
 Race 9: THE WHARF MOOLOOLABA SWISS ACE PLATE - 1000m



16 November 2024 - 18:10

Track Rating: Heavy 8, Weather: Overcast, Rail Position: +2m Entire

Section	Overall	800m	600m	400m	200m
Section Times	0:59.77 [9] (0:13.70)	0:46.07 [8] (0:10.67)	0:35.40 [8] (0:11.07)	0:24.33 [9] (0:11.36)	0:12.97 [9] (0:12.97)
Average Speed [km/h]	52.8	67.8	66.2	63.4	55.5
Top Speed [km/h]	68.0	69.0	67.4	65.4	60.8
Avg. Dist. to Rail [m]	5.4	2.4	2.8	8.4	9.3
Avg. Stride Freq. [Hz]	2.3	2.5	2.5	2.5	2.4
Avg. Stride Length [m]	6.3	7.4	7.2	7.2	6.5



- [] Ranking at each section and finish
- .-.- No data available at this section
- NA No data available