



Toowoomba QLD Professional

Race 1: SUBZERO AIRCONDITIONING BENCHMARK 60 Handicap - 1200m

16 November 2024 - 18:00



Track Rating: Good 4, Weather: Overcast, Rail Position: +3m Entire

Section		Overall	1000m	800m	600m	400m	200m	Last 600m					
Field Times		1:12.09 (0:13.52)	0:58.57 (0:10.92)	0:47.65 (0:11.55)	0:36.10 (0:11.93)	0:24.17 (0:11.90)	0:12.27 (0:12.27)	0:36.10					
Rank	TAB Horse/Jockey	Barrier	Top Speed [km/h]	Fastest Section							Margin	Distance Travelled [m]	
1	12 NEW YORK GAL Michael Murphy	1	67.2 Overall	0:11.02 1000m	1:12.09 [1] (0:13.67)	0:58.42 [2] (0:11.02)	0:47.40 [4] (0:11.35)	0:36.05 [2] (0:12.04)	0:24.01 [4] (0:11.84)	0:12.17 [2] (0:12.17)	1:12.09	0:36.05	
2	6 COMMAND APPROVED Brodie Moffat	13	68.1 1000m	0:10.92 1000m	1:12.38 [2] (0:13.52)	0:58.86 [1] (0:10.92)	0:47.94 [1] (0:11.55)	0:36.39 [1] (0:11.93)	0:24.46 [1] (0:11.90)	0:12.56 [1] (0:12.56)	1.5L	0:36.39	-1
3	5 SECRET SPY Nozi Tomizawa	8	68.4 1000m	0:11.02 1000m	1:12.64 [3] (0:14.31)	0:58.33 [10] (0:11.02)	0:47.31 [8] (0:11.40)	0:35.91 [8] (0:11.88)	0:24.03 [8] (0:11.80)	0:12.23 [4] (0:12.23)	3L	0:35.91	+1
4	13 HUMAN TOUCH Justin Stanley	6	66.5 1000m	0:11.26 1000m	1:12.91 [4] (0:14.40)	0:58.51 [11] (0:11.26)	0:47.25 [11] (0:11.51)	0:35.74 [10] (0:11.56)	0:24.18 [10] (0:12.10)	0:12.08 [9] (0:12.08)	4.5L	0:35.74	+4
5	4 ROWDASH Fiona Sandkuhl	3	67.5 Overall	0:11.06 1000m	1:12.92 [5] (0:13.93)	0:58.99 [6] (0:11.06)	0:47.93 [6] (0:11.48)	0:36.45 [6] (0:11.94)	0:24.51 [6] (0:11.96)	0:12.55 [3] (0:12.55)	4.6L	0:36.45	+1
6	11 ALFA LILY Karl Zechner	5	66.5 Overall	0:11.32 1000m	1:13.12 [6] (0:14.03)	0:59.09 [7] (0:11.32)	0:47.77 [9] (0:11.54)	0:36.23 [9] (0:11.75)	0:24.48 [9] (0:12.02)	0:12.46 [7] (0:12.46)	5.6L	0:36.23	+3
7	7 FIERY RING Montanna Savva	11	69.0 Overall	0:11.14 1000m	1:13.14 [7] (0:13.69)	0:59.45 [3] (0:11.14)	0:48.31 [5] (0:11.35)	0:36.96 [5] (0:11.91)	0:25.05 [5] (0:12.37)	0:12.68 [5] (0:12.68)	5.7L	0:36.96	+5
8	9 PUREZZA Dylan Bennett	10	69.3 1000m	0:10.89 1000m	1:13.61 [8] (0:13.70)	0:59.91 [5] (0:10.89)	0:49.02 [3] (0:11.54)	0:37.48 [4] (0:11.90)	0:25.58 [3] (0:12.51)	0:13.07 [6] (0:13.07)	8.2L	0:37.48	+5
9	14 MOTION SENSOR Madeleine Wishart	12	64.7 800m	0:11.42 1000m	1:13.67 [9] (0:14.80)	0:58.87 [13] (0:11.42)	0:47.45 [13] (0:11.44)	0:36.01 [13] (0:11.45)	0:24.56 [12] (0:11.86)	0:12.70 [11] (0:12.70)	8.5L	0:36.01	+2
10	8 UNCLE BUD Jake Molloy	4	66.8 1000m	0:11.11 1000m	1:13.72 [10] (0:14.06)	0:59.66 [8] (0:11.11)	0:48.55 [7] (0:11.50)	0:37.05 [7] (0:11.88)	0:25.17 [7] (0:12.29)	0:12.88 [10] (0:12.88)	8.7L	0:37.05	-1

Scratched: Vast Kama (#3), Uluwatu (#10), Charged (#15), Bull Dimple Rum (#17)

[] Ranking at each section and finish
 -:-:- No data available at this section
 NA No data available

SCN Saddle cloth number
 DNF Did not finish
 DNT Did not track



Toowoomba QLD Professional

Race 1: SUBZERO AIRCONDITIONING BENCHMARK 60 Handicap - 1200m

16 November 2024 - 18:00



Track Rating: Good 4, Weather: Overcast, Rail Position: +3m Entire

Section	Overall	1000m	800m	600m	400m	200m	Last 600m
Field Times	1:12.09 (0:13.52)	0:58.57 (0:10.92)	0:47.65 (0:11.55)	0:36.10 (0:11.93)	0:24.17 (0:11.90)	0:12.27 (0:12.27)	0:36.10

Rank	TAB	Horse/Jockey	Barrier	Top Speed [km/h]	Fastest Section	Overall	1000m	800m	600m	400m	200m	Margin	Distance Travelled [m]
11	16	APPLECROSS Darren Evans	9	67.3 1000m	0:11.31 1000m	1:13.99 [11] (0:14.27)	0:59.72 [9] (0:11.31)	0:48.41 [10] (0:11.62)	0:36.79 [11] (0:11.78)	0:25.01 [11] (0:12.27)	0:12.74 [12] (0:12.74)	10.2L	0:36.79 +5
12	1	AL ASH LAD Chris Taylor	7	65.4 1000m	0:11.21 1000m	1:14.21 [12] (0:14.55)	0:59.66 [12] (0:11.21)	0:48.45 [12] (0:11.63)	0:36.82 [12] (0:11.94)	0:24.88 [13] (0:12.24)	0:12.64 [13] (0:12.64)	11.5L	0:36.82 +2
13	2	RUSSIAN MINT Liv O'Donnell	2	68.3 1000m	0:10.86 1000m	1:14.95 [13] (0:13.70)	1:01.25 [4] (0:10.86)	0:50.39 [2] (0:11.50)	0:38.89 [3] (0:11.87)	0:27.02 [2] (0:12.77)	0:14.25 [8] (0:14.25)	15.8L	0:38.89 +3

Scratched: Vast Kama (#3), Uluwatu (#10), Charged (#15), Bull Dimple Rum (#17)



Horse/Jockey Name	New York Gal
Final Rank	1
Fastest Section Time (Section)	0:11.02 (1000m)
Top Speed [km/h] (Section)	67.2 (Overall)
Race State	Finished



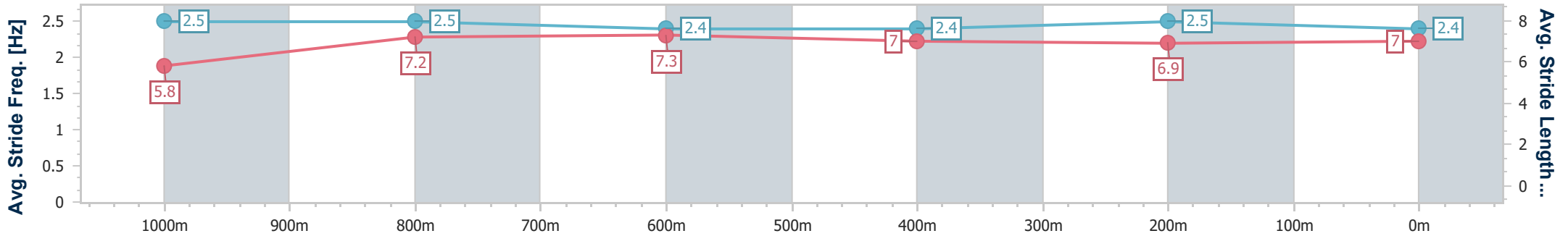
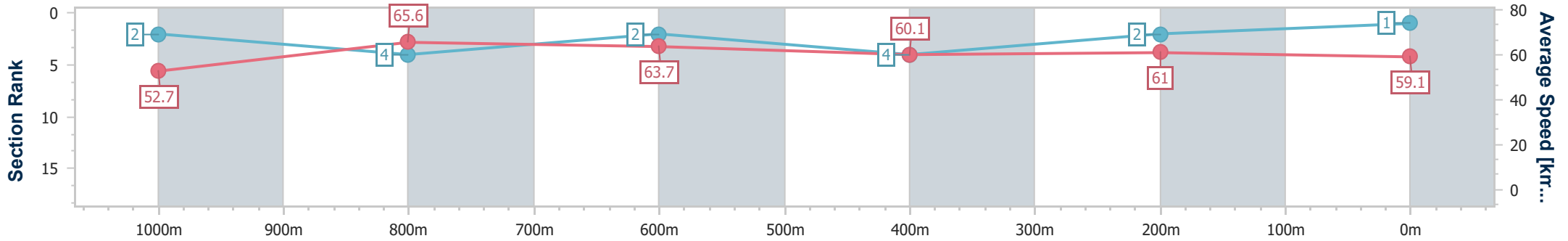
Toowoomba QLD Professional
 Race 1: SUBZERO AIRCONDITIONING BENCHMARK 60
 Handicap - 1200m



16 November 2024 - 18:00

Track Rating: Good 4, Weather: Overcast, Rail Position: +3m Entire

Section	Overall	1000m	800m	600m	400m	200m
Section Times	1:12.09 [1] (0:13.67)	0:58.42 [2] (0:11.02)	0:47.40 [4] (0:11.35)	0:36.05 [2] (0:12.04)	0:24.01 [4] (0:11.84)	0:12.17 [2] (0:12.17)
Average Speed [km/h]	52.7	65.6	63.7	60.1	61.0	59.1
Top Speed [km/h]	67.2	66.6	65.2	62.2	61.8	61.5
Avg. Dist. to Rail [m]	1.5	0.7	1.8	1.8	0.9	1.7
Avg. Stride Freq. [Hz]	2.5	2.5	2.4	2.4	2.5	2.4
Avg. Stride Length [m]	5.8	7.2	7.3	7.0	6.9	7.0



- [] Ranking at each section and finish
- .-.- No data available at this section
- NA No data available



Horse/Jockey Name	Command Approved
Final Rank	2
Fastest Section Time (Section)	0:10.92 (1000m)
Top Speed [km/h] (Section)	68.1 (1000m)
Race State	Finished



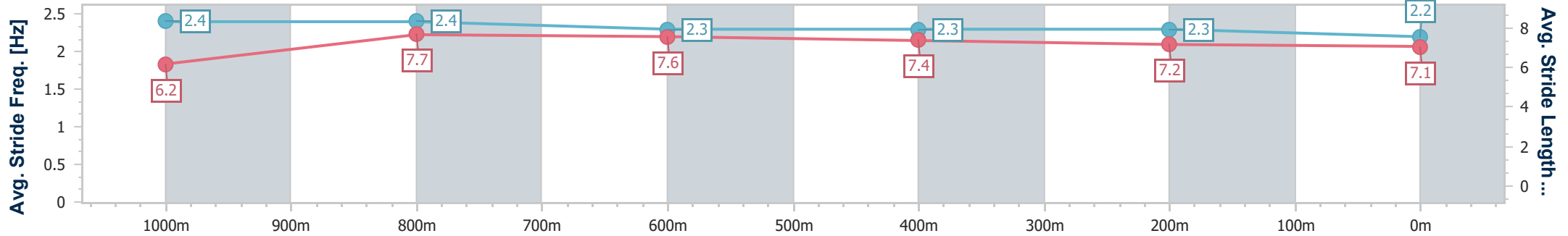
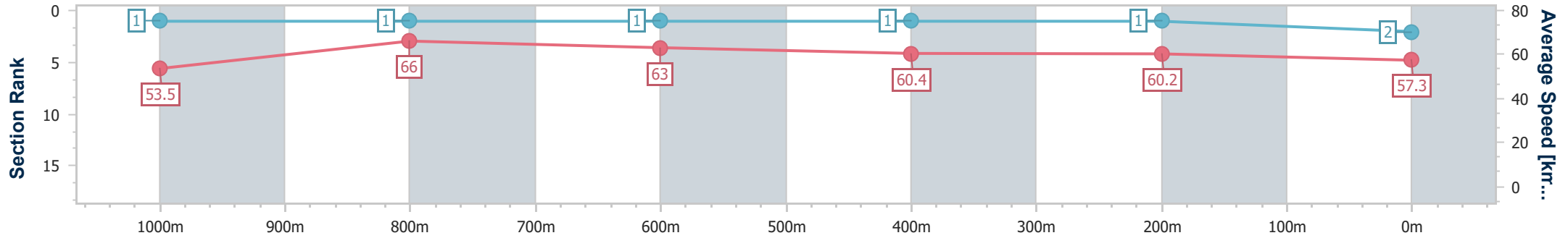
Toowoomba QLD Professional
 Race 1: SUBZERO AIRCONDITIONING BENCHMARK 60
 Handicap - 1200m



16 November 2024 - 18:00

Track Rating: Good 4, Weather: Overcast, Rail Position: +3m Entire

Section	Overall	1000m	800m	600m	400m	200m
Section Times	1:12.38 [2] (0:13.52)	0:58.86 [1] (0:10.92)	0:47.94 [1] (0:11.55)	0:36.39 [1] (0:11.93)	0:24.46 [1] (0:11.90)	0:12.56 [1] (0:12.56)
Average Speed [km/h]	53.5	66.0	63.0	60.4	60.2	57.3
Top Speed [km/h]	67.7	68.1	64.6	62.0	60.8	59.4
Avg. Dist. to Rail [m]	8.3	1.4	2.2	0.7	1.6	2.7
Avg. Stride Freq. [Hz]	2.4	2.4	2.3	2.3	2.3	2.2
Avg. Stride Length [m]	6.2	7.7	7.6	7.4	7.2	7.1



- [] Ranking at each section and finish
- .-.- No data available at this section
- NA No data available



Horse/Jockey Name	Secret Spy
Final Rank	3
Fastest Section Time (Section)	0:11.02 (1000m)
Top Speed [km/h] (Section)	68.4 (1000m)
Race State	Finished



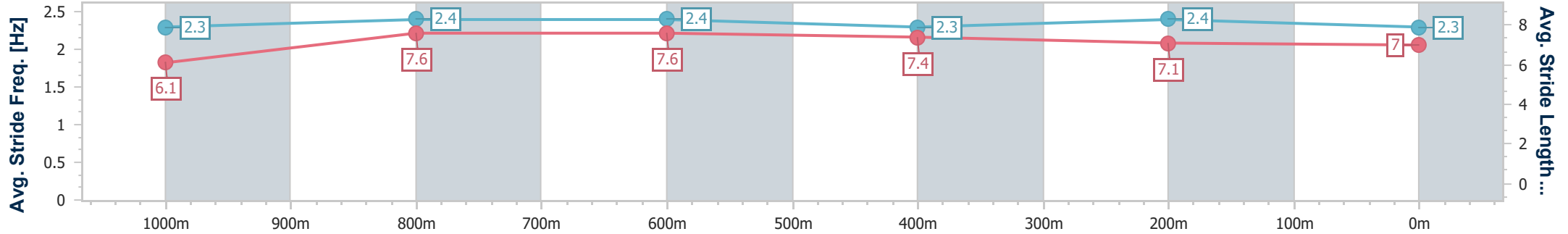
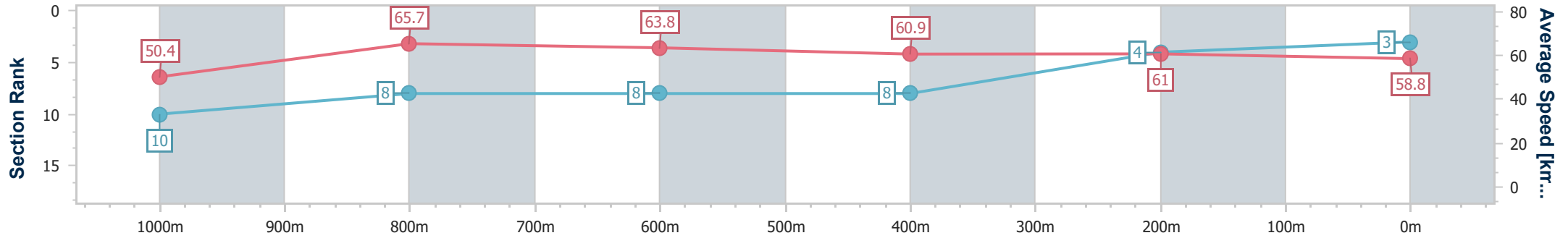
Toowoomba QLD Professional
Race 1: SUBZERO AIRCONDITIONING BENCHMARK 60
Handicap - 1200m



16 November 2024 - 18:00

Track Rating: Good 4, Weather: Overcast, Rail Position: +3m Entire

Section	Overall	1000m	800m	600m	400m	200m
Section Times	1:12.64 [3] (0:14.31)	0:58.33 [10] (0:11.02)	0:47.31 [8] (0:11.40)	0:35.91 [8] (0:11.88)	0:24.03 [8] (0:11.80)	0:12.23 [4] (0:12.23)
Average Speed [km/h]	50.4	65.7	63.8	60.9	61.0	58.8
Top Speed [km/h]	67.5	68.4	65.5	62.3	62.0	60.9
Avg. Dist. to Rail [m]	7.7	2.4	2.2	1.3	0.8	2.6
Avg. Stride Freq. [Hz]	2.3	2.4	2.4	2.3	2.4	2.3
Avg. Stride Length [m]	6.1	7.6	7.6	7.4	7.1	7.0



- [] Ranking at each section and finish
- .-.- No data available at this section
- NA No data available



Horse/Jockey Name	Human Touch
Final Rank	4
Fastest Section Time (Section)	0:11.26 (1000m)
Top Speed [km/h] (Section)	66.5 (1000m)
Race State	Finished



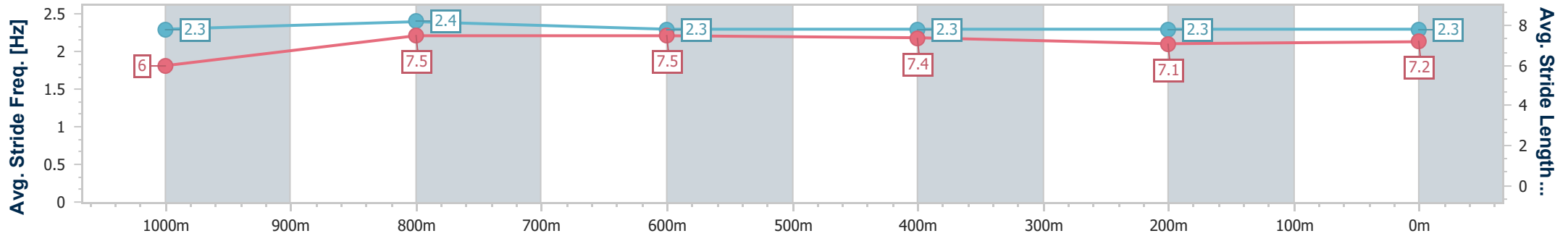
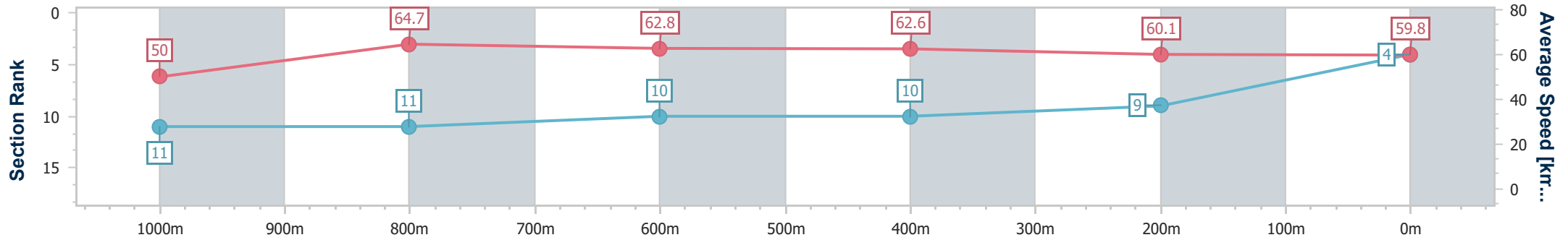
Toowoomba QLD Professional
 Race 1: SUBZERO AIRCONDITIONING BENCHMARK 60
 Handicap - 1200m



16 November 2024 - 18:00

Track Rating: Good 4, Weather: Overcast, Rail Position: +3m Entire

Section	Overall	1000m	800m	600m	400m	200m
Section Times	1:12.91 [4] (0:14.40)	0:58.51 [11] (0:11.26)	0:47.25 [11] (0:11.51)	0:35.74 [10] (0:11.56)	0:24.18 [10] (0:12.10)	0:12.08 [9] (0:12.08)
Average Speed [km/h]	50.0	64.7	62.8	62.6	60.1	59.8
Top Speed [km/h]	65.3	66.5	64.8	64.0	61.2	60.4
Avg. Dist. to Rail [m]	5.7	2.7	2.8	1.1	3.5	5.8
Avg. Stride Freq. [Hz]	2.3	2.4	2.3	2.3	2.3	2.3
Avg. Stride Length [m]	6.0	7.5	7.5	7.4	7.1	7.2



- [] Ranking at each section and finish
- .-.- No data available at this section
- NA No data available



Horse/Jockey Name	Rowdash
Final Rank	5
Fastest Section Time (Section)	0:11.06 (1000m)
Top Speed [km/h] (Section)	67.5 (Overall)
Race State	Finished



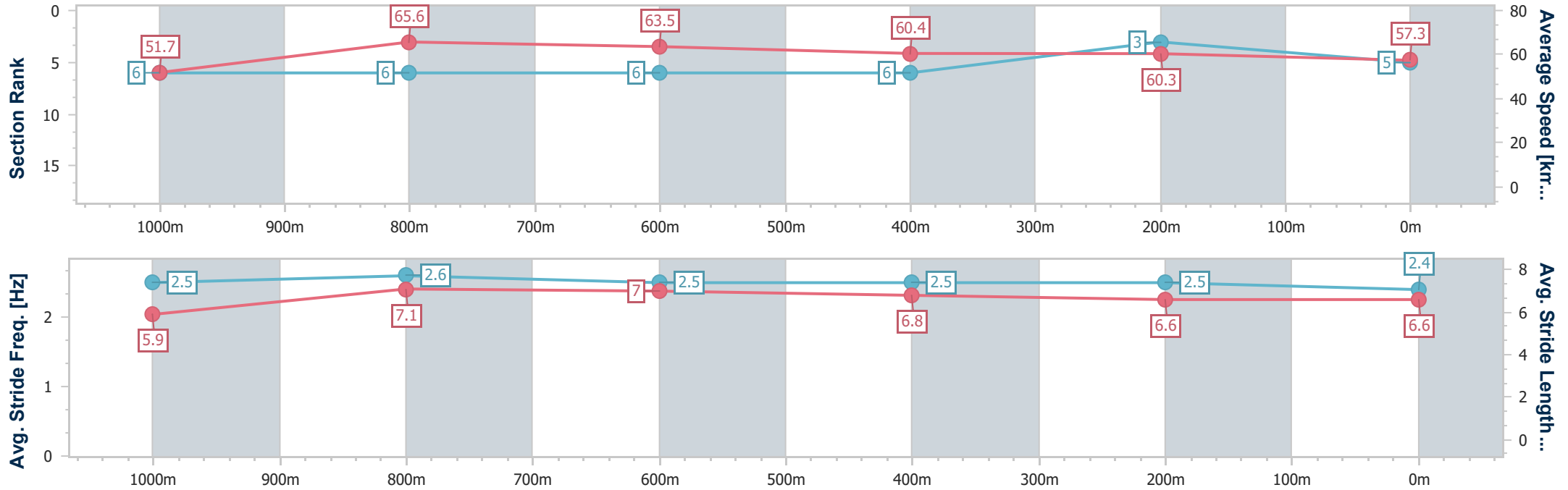
Toowoomba QLD Professional
Race 1: SUBZERO AIRCONDITIONING BENCHMARK 60
Handicap - 1200m



16 November 2024 - 18:00

Track Rating: Good 4, Weather: Overcast, Rail Position: +3m Entire

Section	Overall	1000m	800m	600m	400m	200m
Section Times	1:12.92 [5] (0:13.93)	0:58.99 [6] (0:11.06)	0:47.93 [6] (0:11.48)	0:36.45 [6] (0:11.94)	0:24.51 [6] (0:11.96)	0:12.55 [3] (0:12.55)
Average Speed [km/h]	51.7	65.6	63.5	60.4	60.3	57.3
Top Speed [km/h]	67.5	67.0	66.3	62.6	61.5	59.0
Avg. Dist. to Rail [m]	5.0	1.8	3.3	0.8	0.8	0.8
Avg. Stride Freq. [Hz]	2.5	2.6	2.5	2.5	2.5	2.4
Avg. Stride Length [m]	5.9	7.1	7.0	6.8	6.6	6.6



- [] Ranking at each section and finish
- .-.- No data available at this section
- NA No data available



Horse/Jockey Name	Alfa Lily
Final Rank	6
Fastest Section Time (Section)	0:11.32 (1000m)
Top Speed [km/h] (Section)	66.5 (Overall)
Race State	Finished



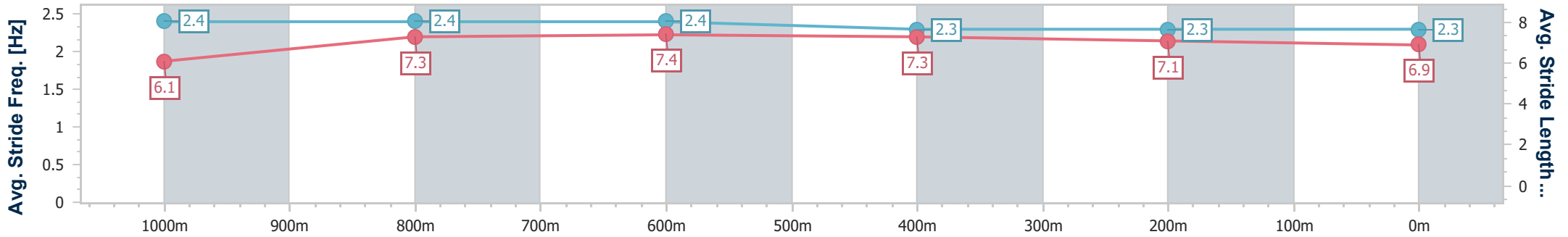
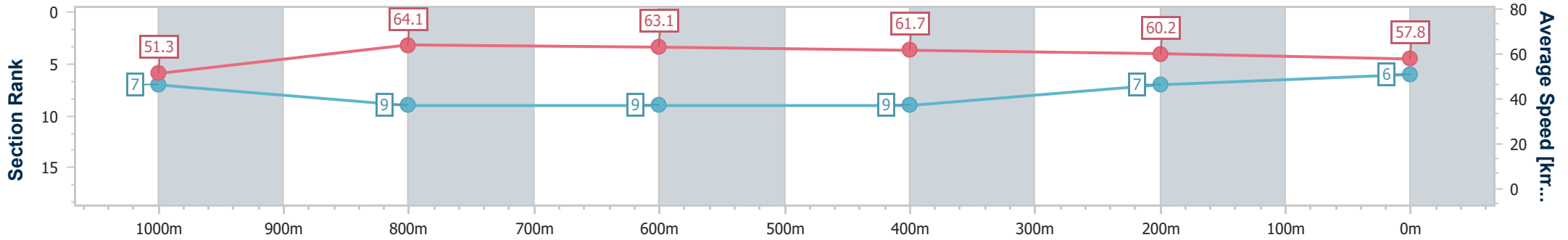
Toowoomba QLD Professional
 Race 1: SUBZERO AIRCONDITIONING BENCHMARK 60
 Handicap - 1200m



16 November 2024 - 18:00

Track Rating: Good 4, Weather: Overcast, Rail Position: +3m Entire

Section	Overall	1000m	800m	600m	400m	200m
Section Times	1:13.12 [6] (0:14.03)	0:59.09 [7] (0:11.32)	0:47.77 [9] (0:11.54)	0:36.23 [9] (0:11.75)	0:24.48 [9] (0:12.02)	0:12.46 [7] (0:12.46)
Average Speed [km/h]	51.3	64.1	63.1	61.7	60.2	57.8
Top Speed [km/h]	66.5	66.3	64.5	62.5	62.2	58.5
Avg. Dist. to Rail [m]	3.4	2.0	2.8	1.4	2.2	3.5
Avg. Stride Freq. [Hz]	2.4	2.4	2.4	2.3	2.3	2.3
Avg. Stride Length [m]	6.1	7.3	7.4	7.3	7.1	6.9



- [] Ranking at each section and finish
- .-.- No data available at this section
- NA No data available



Horse/Jockey Name	Fiery Ring
Final Rank	7
Fastest Section Time (Section)	0:11.14 (1000m)
Top Speed [km/h] (Section)	69.0 (Overall)
Race State	Finished



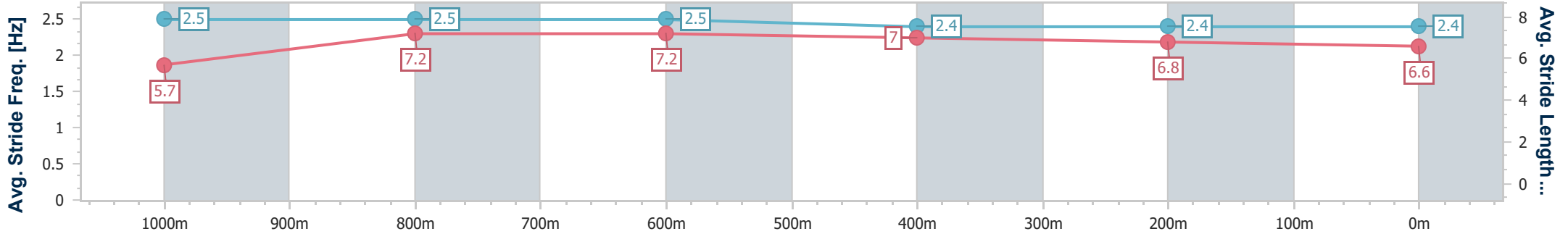
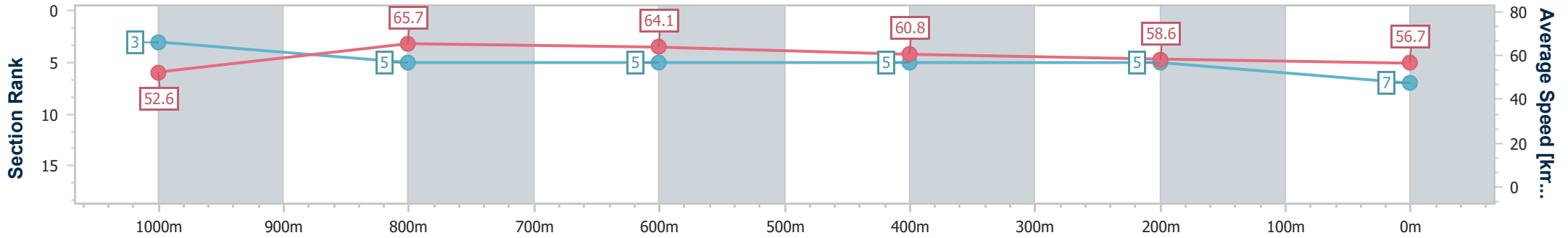
Toowoomba QLD Professional
Race 1: SUBZERO AIRCONDITIONING BENCHMARK 60
Handicap - 1200m



16 November 2024 - 18:00

Track Rating: Good 4, Weather: Overcast, Rail Position: +3m Entire

Section	Overall	1000m	800m	600m	400m	200m
Section Times	1:13.14 [7] (0:13.69)	0:59.45 [3] (0:11.14)	0:48.31 [5] (0:11.35)	0:36.96 [5] (0:11.91)	0:25.05 [5] (0:12.37)	0:12.68 [5] (0:12.68)
Average Speed [km/h]	52.6	65.7	64.1	60.8	58.6	56.7
Top Speed [km/h]	69.0	66.9	66.7	62.8	60.3	57.7
Avg. Dist. to Rail [m]	11.0	4.9	2.6	1.1	3.1	2.7
Avg. Stride Freq. [Hz]	2.5	2.5	2.5	2.4	2.4	2.4
Avg. Stride Length [m]	5.7	7.2	7.2	7.0	6.8	6.6



- [] Ranking at each section and finish
- .-.- No data available at this section
- NA No data available



Horse/Jockey Name	Purezza
Final Rank	8
Fastest Section Time (Section)	0:10.89 (1000m)
Top Speed [km/h] (Section)	69.3 (1000m)
Race State	Finished



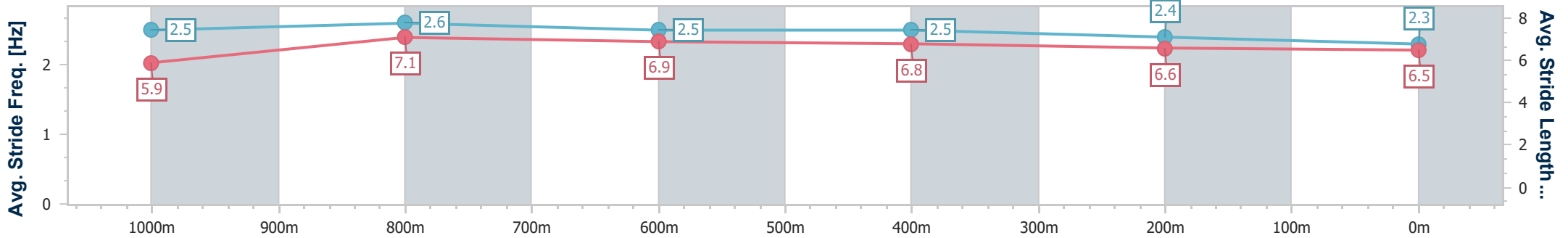
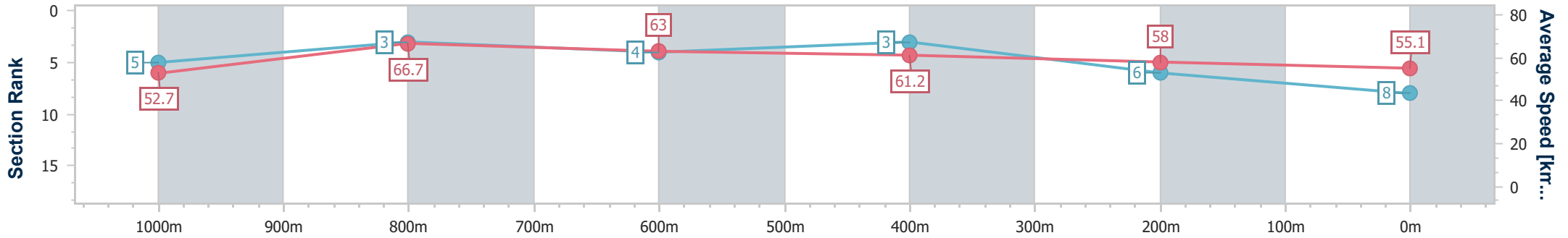
Toowoomba QLD Professional
Race 1: SUBZERO AIRCONDITIONING BENCHMARK 60
Handicap - 1200m



16 November 2024 - 18:00

Track Rating: Good 4, Weather: Overcast, Rail Position: +3m Entire

Section	Overall	1000m	800m	600m	400m	200m
Section Times	1:13.61 [8] (0:13.70)	0:59.91 [5] (0:10.89)	0:49.02 [3] (0:11.54)	0:37.48 [4] (0:11.90)	0:25.58 [3] (0:12.51)	0:13.07 [6] (0:13.07)
Average Speed [km/h]	52.7	66.7	63.0	61.2	58.0	55.1
Top Speed [km/h]	69.2	69.3	64.4	62.9	60.0	57.0
Avg. Dist. to Rail [m]	7.7	2.9	3.5	1.9	2.7	3.3
Avg. Stride Freq. [Hz]	2.5	2.6	2.5	2.5	2.4	2.3
Avg. Stride Length [m]	5.9	7.1	6.9	6.8	6.6	6.5



- [] Ranking at each section and finish
- .-.- No data available at this section
- NA No data available



Horse/Jockey Name	Motion Sensor
Final Rank	9
Fastest Section Time (Section)	0:11.42 (1000m)
Top Speed [km/h] (Section)	64.7 (800m)
Race State	Finished



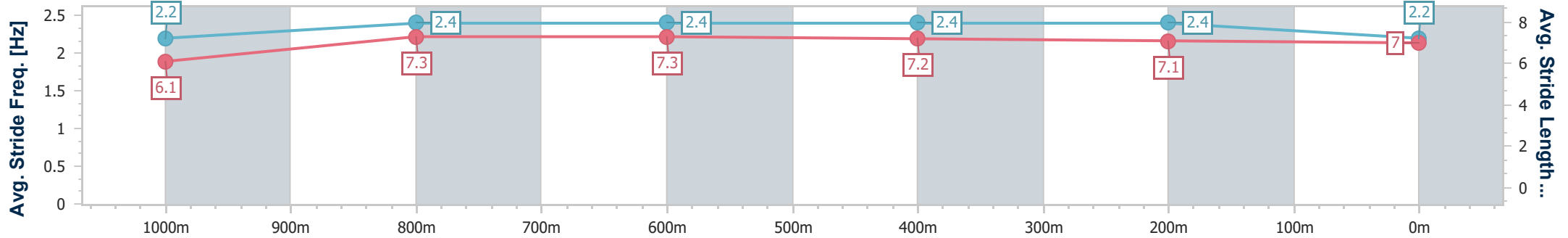
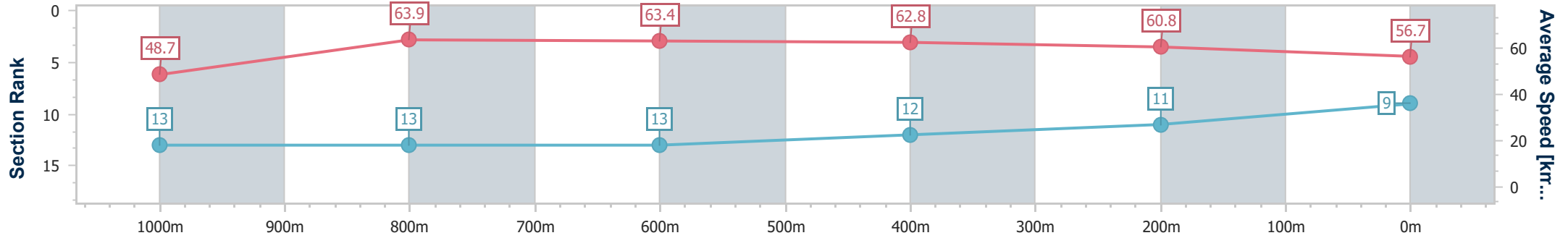
Toowoomba QLD Professional
Race 1: SUBZERO AIRCONDITIONING BENCHMARK 60
Handicap - 1200m



16 November 2024 - 18:00

Track Rating: Good 4, Weather: Overcast, Rail Position: +3m Entire

Section	Overall	1000m	800m	600m	400m	200m
Section Times	1:13.67 [9] (0:14.80)	0:58.87 [13] (0:11.42)	0:47.45 [13] (0:11.44)	0:36.01 [13] (0:11.45)	0:24.56 [12] (0:11.86)	0:12.70 [11] (0:12.70)
Average Speed [km/h]	48.7	63.9	63.4	62.8	60.8	56.7
Top Speed [km/h]	64.3	64.5	64.7	64.3	62.3	59.3
Avg. Dist. to Rail [m]	10.9	3.8	2.2	0.7	0.5	1.9
Avg. Stride Freq. [Hz]	2.2	2.4	2.4	2.4	2.4	2.2
Avg. Stride Length [m]	6.1	7.3	7.3	7.2	7.1	7.0



- [] Ranking at each section and finish
- .-.- No data available at this section
- NA No data available



Horse/Jockey Name	Uncle Bud
Final Rank	10
Fastest Section Time (Section)	0:11.11 (1000m)
Top Speed [km/h] (Section)	66.8 (1000m)
Race State	Finished



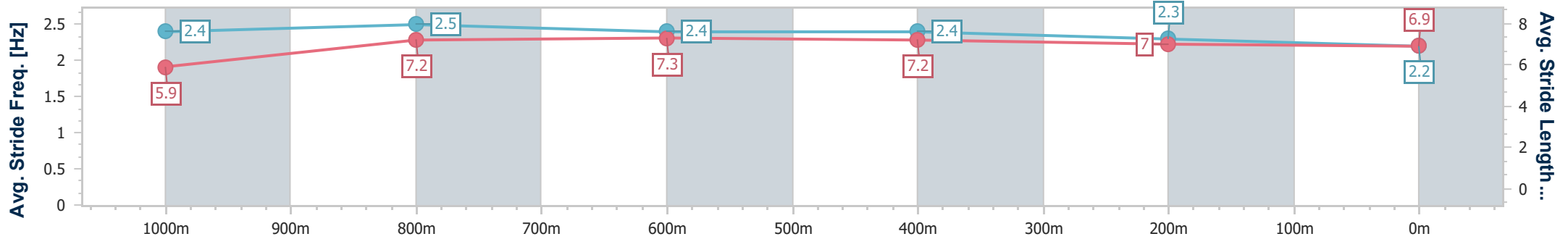
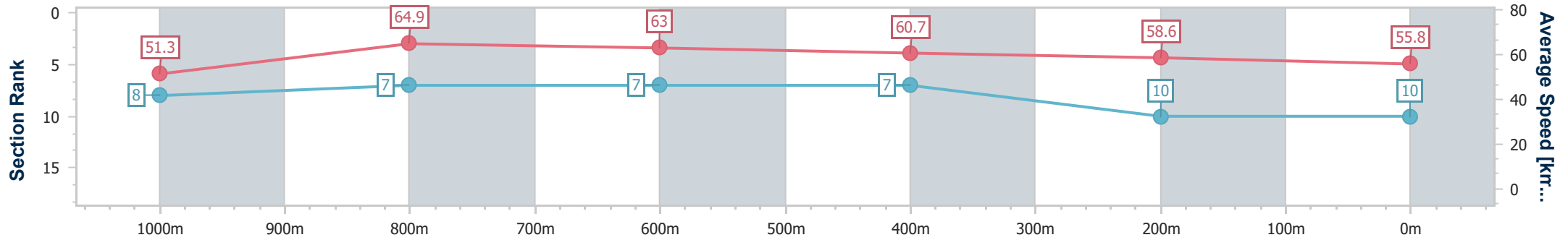
Toowoomba QLD Professional
Race 1: SUBZERO AIRCONDITIONING BENCHMARK 60
Handicap - 1200m



16 November 2024 - 18:00

Track Rating: Good 4, Weather: Overcast, Rail Position: +3m Entire

Section	Overall	1000m	800m	600m	400m	200m
Section Times	1:13.72 [10] (0:14.06)	0:59.66 [8] (0:11.11)	0:48.55 [7] (0:11.50)	0:37.05 [7] (0:11.88)	0:25.17 [7] (0:12.29)	0:12.88 [10] (0:12.88)
Average Speed [km/h]	51.3	64.9	63.0	60.7	58.6	55.8
Top Speed [km/h]	66.1	66.8	65.9	62.8	60.4	57.5
Avg. Dist. to Rail [m]	4.8	1.2	1.8	0.8	0.9	1.0
Avg. Stride Freq. [Hz]	2.4	2.5	2.4	2.4	2.3	2.2
Avg. Stride Length [m]	5.9	7.2	7.3	7.2	7.0	6.9



- [] Ranking at each section and finish
- .-.- No data available at this section
- NA No data available



Horse/Jockey Name	Applecross
Final Rank	11
Fastest Section Time (Section)	0:11.31 (1000m)
Top Speed [km/h] (Section)	67.3 (1000m)
Race State	Finished



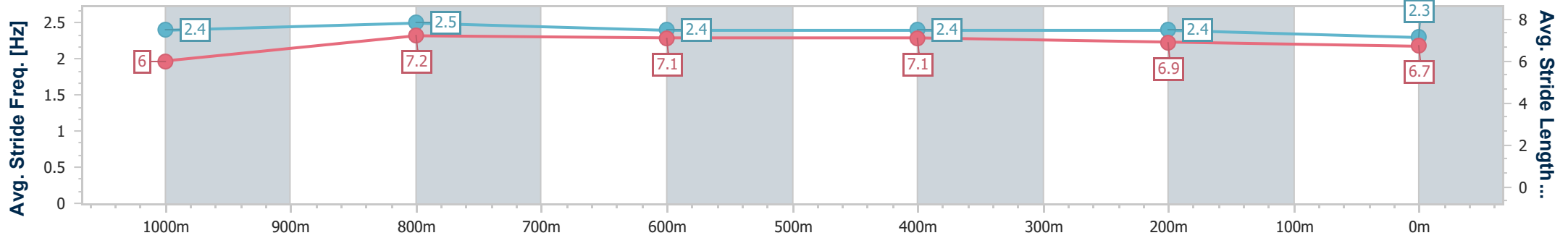
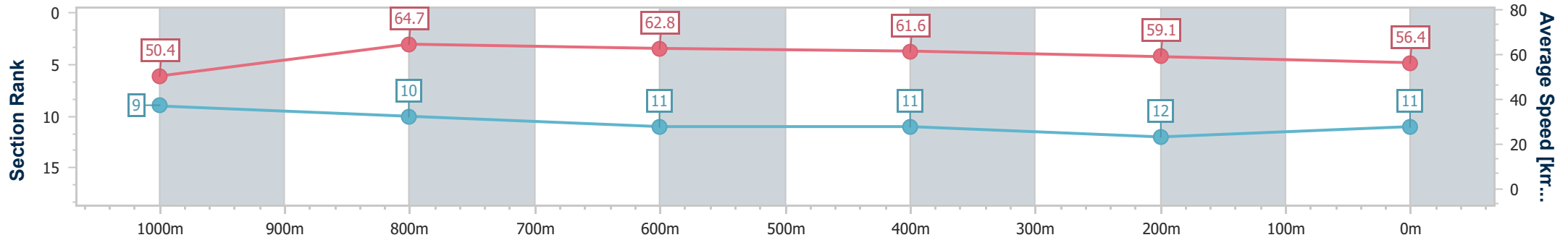
Toowoomba QLD Professional
 Race 1: SUBZERO AIRCONDITIONING BENCHMARK 60
 Handicap - 1200m



16 November 2024 - 18:00

Track Rating: Good 4, Weather: Overcast, Rail Position: +3m Entire

Section	Overall	1000m	800m	600m	400m	200m
Section Times	1:13.99 [11] (0:14.27)	0:59.72 [9] (0:11.31)	0:48.41 [10] (0:11.62)	0:36.79 [11] (0:11.78)	0:25.01 [11] (0:12.27)	0:12.74 [12] (0:12.74)
Average Speed [km/h]	50.4	64.7	62.8	61.6	59.1	56.4
Top Speed [km/h]	66.8	67.3	63.4	63.0	60.5	58.3
Avg. Dist. to Rail [m]	9.6	4.5	3.6	2.0	3.2	4.1
Avg. Stride Freq. [Hz]	2.4	2.5	2.4	2.4	2.4	2.3
Avg. Stride Length [m]	6.0	7.2	7.1	7.1	6.9	6.7



- [] Ranking at each section and finish
- .-.- No data available at this section
- NA No data available



Horse/Jockey Name	Al Ash Lad
Final Rank	12
Fastest Section Time (Section)	0:11.21 (1000m)
Top Speed [km/h] (Section)	65.4 (1000m)
Race State	Finished



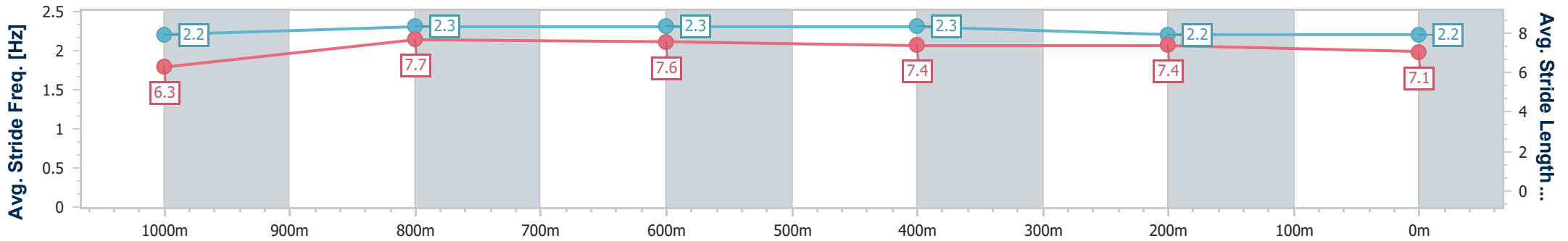
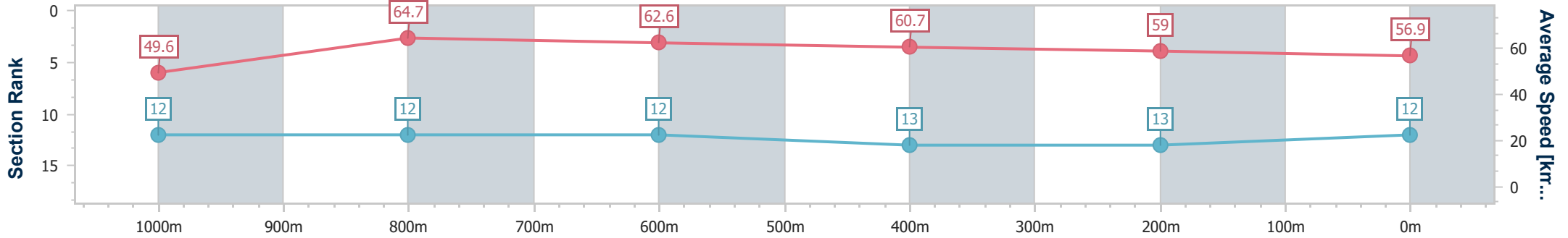
Toowoomba QLD Professional
Race 1: SUBZERO AIRCONDITIONING BENCHMARK 60
Handicap - 1200m



16 November 2024 - 18:00

Track Rating: Good 4, Weather: Overcast, Rail Position: +3m Entire

Section	Overall	1000m	800m	600m	400m	200m
Section Times	1:14.21 [12] (0:14.55)	0:59.66 [12] (0:11.21)	0:48.45 [12] (0:11.63)	0:36.82 [12] (0:11.94)	0:24.88 [13] (0:12.24)	0:12.64 [13] (0:12.64)
Average Speed [km/h]	49.6	64.7	62.6	60.7	59.0	56.9
Top Speed [km/h]	65.3	65.4	63.2	62.9	61.3	57.8
Avg. Dist. to Rail [m]	6.7	2.1	2.8	1.7	1.5	5.7
Avg. Stride Freq. [Hz]	2.2	2.3	2.3	2.3	2.2	2.2
Avg. Stride Length [m]	6.3	7.7	7.6	7.4	7.4	7.1



- [] Ranking at each section and finish
- .-.- No data available at this section
- NA No data available



Horse/Jockey Name	Russian Mint
Final Rank	13
Fastest Section Time (Section)	0:10.86 (1000m)
Top Speed [km/h] (Section)	68.3 (1000m)
Race State	Finished



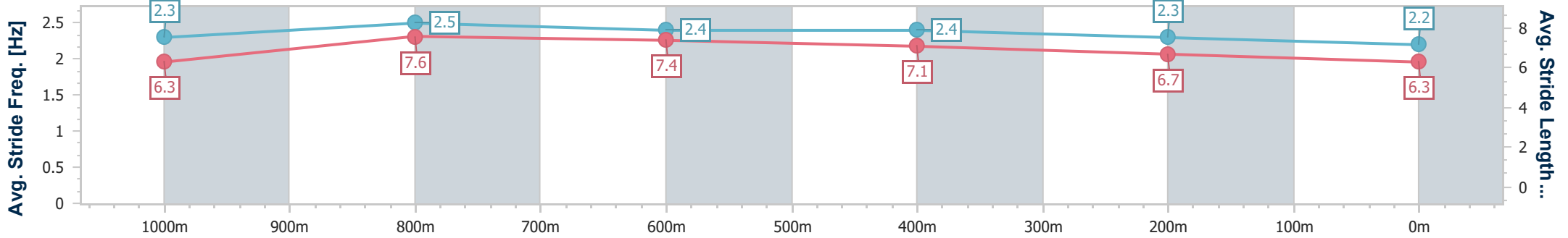
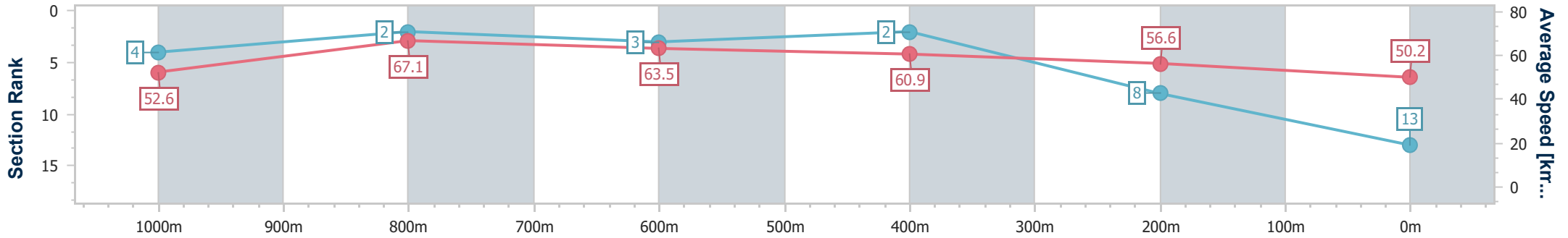
Toowoomba QLD Professional
Race 1: SUBZERO AIRCONDITIONING BENCHMARK 60
Handicap - 1200m



16 November 2024 - 18:00

Track Rating: Good 4, Weather: Overcast, Rail Position: +3m Entire

Section	Overall	1000m	800m	600m	400m	200m
Section Times	1:14.95 [13] (0:13.70)	1:01.25 [4] (0:10.86)	0:50.39 [2] (0:11.50)	0:38.89 [3] (0:11.87)	0:27.02 [2] (0:12.77)	0:14.25 [8] (0:14.25)
Average Speed [km/h]	52.6	67.1	63.5	60.9	56.6	50.2
Top Speed [km/h]	68.2	68.3	65.8	62.9	59.1	54.6
Avg. Dist. to Rail [m]	4.1	3.2	3.9	1.2	1.0	0.8
Avg. Stride Freq. [Hz]	2.3	2.5	2.4	2.4	2.3	2.2
Avg. Stride Length [m]	6.3	7.6	7.4	7.1	6.7	6.3



- [] Ranking at each section and finish
- .-.- No data available at this section
- NA No data available