



# Toowoomba QLD Professional

## Race 3: SHERRIN RENTALS Class 2 Plate - 1000m

16 November 2024 - 19:17



Track Rating: Good 4, Weather: Windy, Rail Position: +3m Entire

Section		Overall	800m	600m	400m	200m	Last 600m					
Field Times		0:59.20 (0:13.73)	0:45.47 (0:10.87)	0:34.60 (0:11.44)	0:23.16 (0:11.49)	0:11.67 (0:11.67)	0:34.60					
Rank	TAB Horse/Jockey	Barrier	Top Speed [km/h]	Fastest Section	Margin					Distance Travelled [m]		
1	4 <b>TEN TRINITY SQUARE</b> Rob Thorburn	3	67.9 800m	0:10.86 800m	0:59.20 [1] (0:14.13)	0:45.07 [3] (0:10.86)	0:34.21 [5] (0:11.24)	0:22.97 [3] (0:11.30)	0:11.67 [1] (0:11.67)	0:59.20	0:34.21	
2	3 <b>MY NAME IS</b> Justin Stanley	1	68.5 800m	0:10.82 800m	0:59.95 [2] (0:13.80)	0:46.15 [2] (0:10.82)	0:35.33 [2] (0:11.42)	0:23.91 [1] (0:11.84)	0:12.07 [2] (0:12.07)	4.3L	0:35.33	+1
3	2 <b>MACHINE HEAD</b> Nathan Fazackerley	2	70.6 800m	0:10.63 800m	1:00.04 [3] (0:14.14)	0:45.90 [4] (0:10.63)	0:35.27 [3] (0:11.63)	0:23.64 [5] (0:11.50)	0:12.14 [3] (0:12.14)	4.8L	0:35.27	+4
4	9 <b>MISSY'S READY</b> Karl Zechner	6	72.2 800m	0:10.68 800m	1:00.05 [4] (0:14.28)	0:45.77 [5] (0:10.68)	0:35.09 [4] (0:11.61)	0:23.48 [6] (0:11.55)	0:11.93 [6] (0:11.93)	4.9L	0:35.09	+12
5	5 <b>ASGOODASYOUGETT</b> Darren Evans	4	68.5 800m	0:10.72 800m	1:00.26 [5] (0:14.33)	0:45.93 [6] (0:10.72)	0:35.21 [6] (0:11.29)	0:23.92 [4] (0:11.72)	0:12.20 [4] (0:12.20)	5.9L	0:35.21	-2
6	7 <b>PUROSANGUE</b> Jake Molloy	5	68.7 800m	0:10.87 800m	1:01.08 [6] (0:13.73)	0:47.35 [1] (0:10.87)	0:36.48 [1] (0:11.52)	0:24.96 [2] (0:11.97)	0:12.99 [5] (0:12.99)	10.7L	0:36.48	+4

Scratched: Kwami (#1), Ready To Boom (#10), Shows A Sign (#8), Lightning Rage (#6)



Horse/Jockey Name	Ten Trinity Square
Final Rank	1
Fastest Section Time (Section)	0:10.86 (800m)
Top Speed [km/h] (Section)	67.9 (800m)
Race State	Finished



Toowoomba QLD Professional

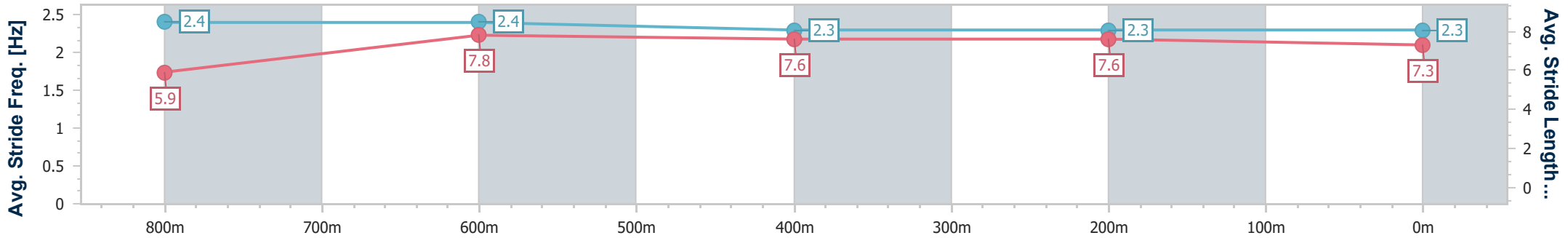
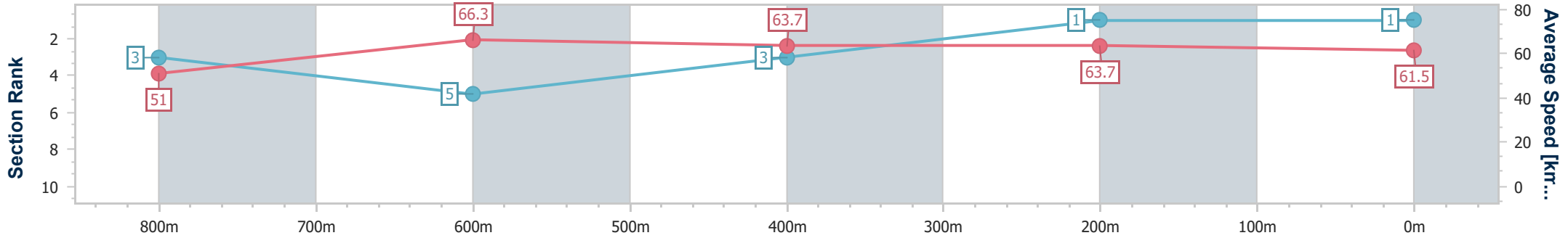
Race 3: SHERRIN RENTALS Class 2 Plate - 1000m

16 November 2024 - 19:17



Track Rating: Good 4, Weather: Windy, Rail Position: +3m Entire

Section	Overall	800m	600m	400m	200m
Section Times	0:59.20 [1] (0:14.13)	0:45.07 [3] (0:10.86)	0:34.21 [5] (0:11.24)	0:22.97 [3] (0:11.30)	0:11.67 [1] (0:11.67)
Average Speed [km/h]	51.0	66.3	63.7	63.7	61.5
Top Speed [km/h]	67.5	67.9	65.9	65.3	63.8
Avg. Dist. to Rail [m]	2.9	0.4	1.4	1.2	1.8
Avg. Stride Freq. [Hz]	2.4	2.4	2.3	2.3	2.3
Avg. Stride Length [m]	5.9	7.8	7.6	7.6	7.3



- [ ] Ranking at each section and finish
- .-.- No data available at this section
- NA No data available



Horse/Jockey Name	My Name Is
Final Rank	2
Fastest Section Time (Section)	0:10.82 (800m)
Top Speed [km/h] (Section)	68.5 (800m)
Race State	Finished



Toowoomba QLD Professional

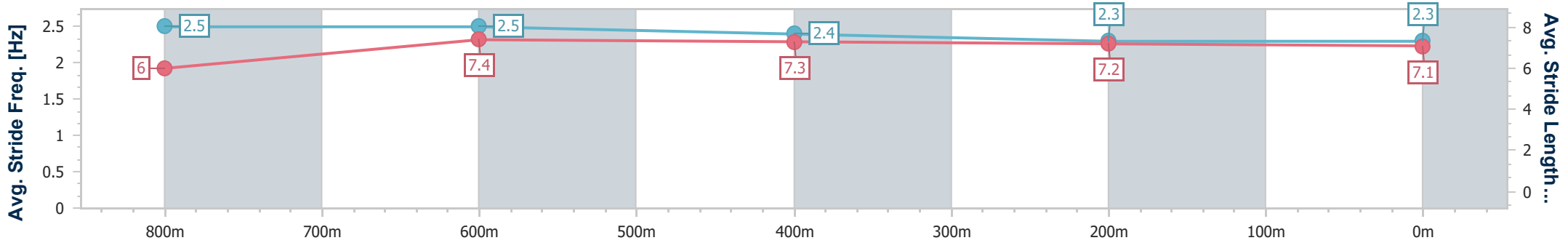
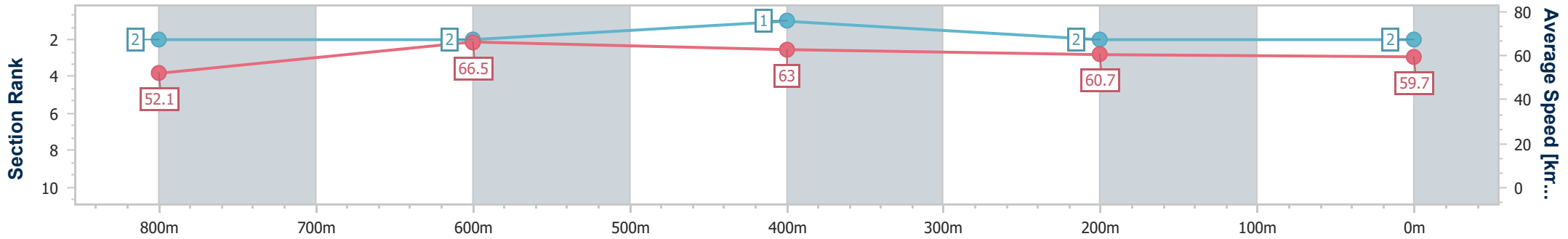
Race 3: SHERRIN RENTALS Class 2 Plate - 1000m

16 November 2024 - 19:17



Track Rating: Good 4, Weather: Windy, Rail Position: +3m Entire

Section	Overall	800m	600m	400m	200m
Section Times	0:59.95 [2] (0:13.80)	0:46.15 [2] (0:10.82)	0:35.33 [2] (0:11.42)	0:23.91 [1] (0:11.84)	0:12.07 [2] (0:12.07)
Average Speed [km/h]	52.1	66.5	63.0	60.7	59.7
Top Speed [km/h]	67.5	68.5	65.7	62.0	61.2
Avg. Dist. to Rail [m]	1.3	0.7	0.6	0.4	0.2
Avg. Stride Freq. [Hz]	2.5	2.5	2.4	2.3	2.3
Avg. Stride Length [m]	6.0	7.4	7.3	7.2	7.1



- [ ] Ranking at each section and finish
- .-.- No data available at this section
- NA No data available



Horse/Jockey Name	Machine Head
Final Rank	3
Fastest Section Time (Section)	0:10.63 (800m)
Top Speed [km/h] (Section)	70.6 (800m)
Race State	Finished



Toowoomba QLD Professional

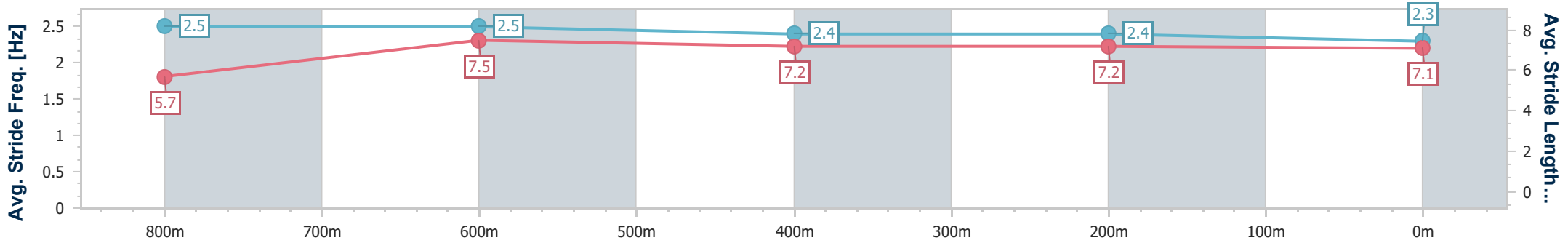
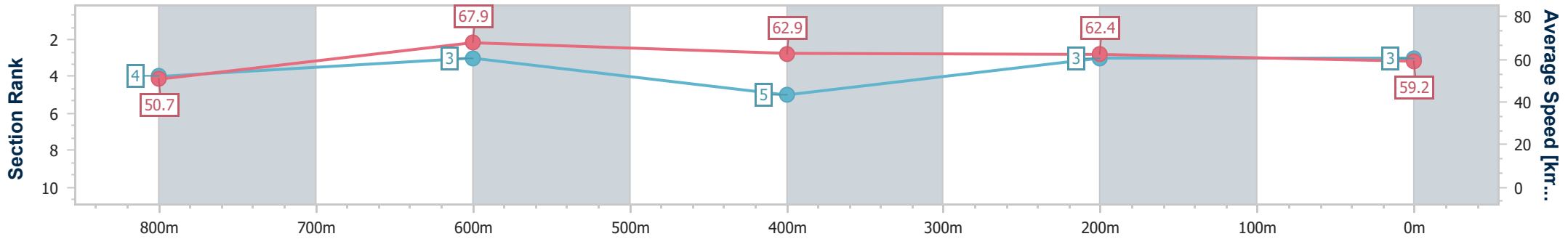
Race 3: SHERRIN RENTALS Class 2 Plate - 1000m

16 November 2024 - 19:17



Track Rating: Good 4, Weather: Windy, Rail Position: +3m Entire

Section	Overall	800m	600m	400m	200m
Section Times	1:00.04 [3] (0:14.14)	0:45.90 [4] (0:10.63)	0:35.27 [3] (0:11.63)	0:23.64 [5] (0:11.50)	0:12.14 [3] (0:12.14)
Average Speed [km/h]	50.7	67.9	62.9	62.4	59.2
Top Speed [km/h]	68.2	70.6	65.6	63.4	61.4
Avg. Dist. to Rail [m]	3.2	1.6	2.5	0.7	0.5
Avg. Stride Freq. [Hz]	2.5	2.5	2.4	2.4	2.3
Avg. Stride Length [m]	5.7	7.5	7.2	7.2	7.1



- [ ] Ranking at each section and finish
- .-.- No data available at this section
- NA No data available



Horse/Jockey Name	Missy's Ready
Final Rank	4
Fastest Section Time (Section)	0:10.68 (800m)
Top Speed [km/h] (Section)	72.2 (800m)
Race State	Finished



### Toowoomba QLD Professional

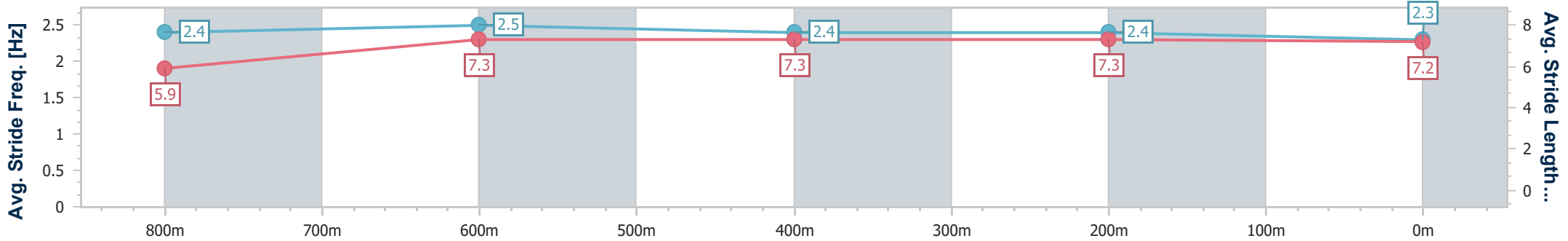
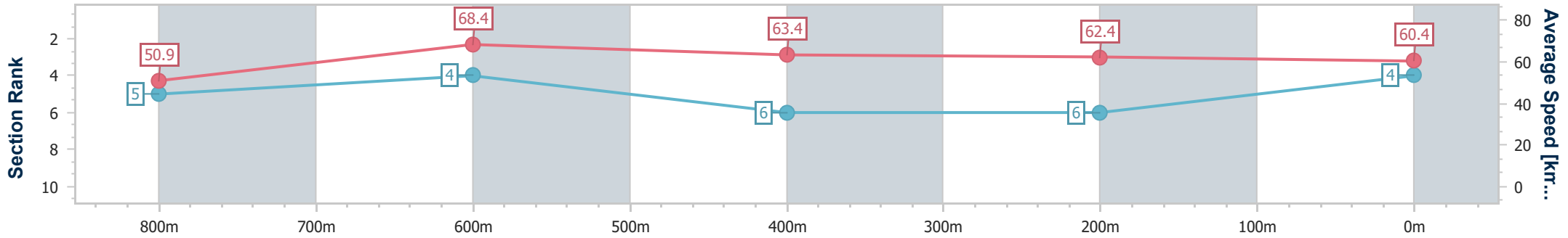
Race 3: SHERRIN RENTALS Class 2 Plate - 1000m

16 November 2024 - 19:17



Track Rating: Good 4, Weather: Windy, Rail Position: +3m Entire

Section	Overall	800m	600m	400m	200m
Section Times	1:00.05 [4] (0:14.28)	0:45.77 [5] (0:10.68)	0:35.09 [4] (0:11.61)	0:23.48 [6] (0:11.55)	0:11.93 [6] (0:11.93)
Average Speed [km/h]	50.9	68.4	63.4	62.4	60.4
Top Speed [km/h]	68.2	72.2	66.4	64.3	62.4
Avg. Dist. to Rail [m]	6.6	5.2	4.6	1.4	1.5
Avg. Stride Freq. [Hz]	2.4	2.5	2.4	2.4	2.3
Avg. Stride Length [m]	5.9	7.3	7.3	7.3	7.2



- [ ] Ranking at each section and finish
- .-.- No data available at this section
- NA No data available



Horse/Jockey Name	Asgoodasyougett
Final Rank	5
Fastest Section Time (Section)	0:10.72 (800m)
Top Speed [km/h] (Section)	68.5 (800m)
Race State	Finished



Toowoomba QLD Professional

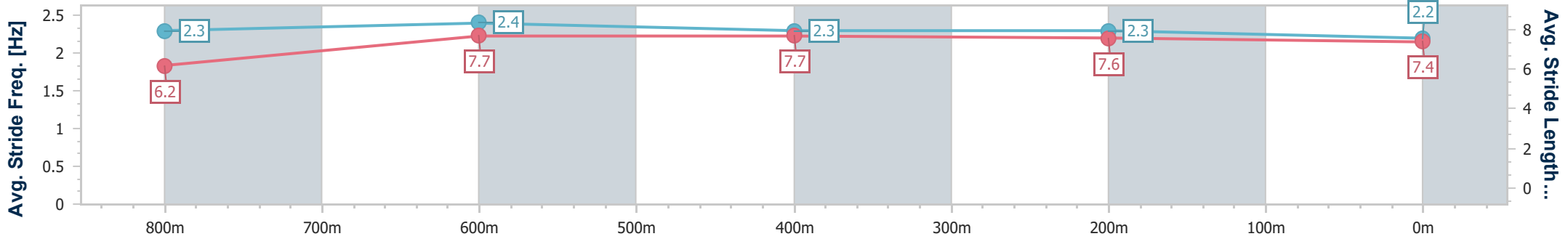
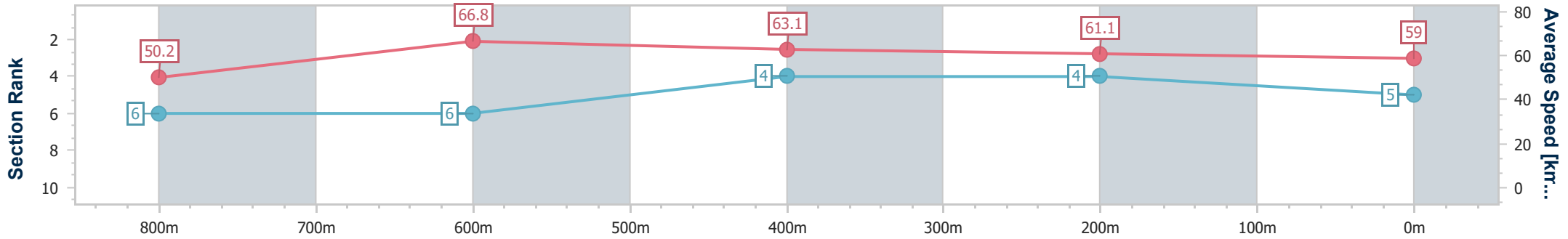
Race 3: SHERRIN RENTALS Class 2 Plate - 1000m

16 November 2024 - 19:17



Track Rating: Good 4, Weather: Windy, Rail Position: +3m Entire

Section	Overall	800m	600m	400m	200m
Section Times	1:00.26 [5] (0:14.33)	0:45.93 [6] (0:10.72)	0:35.21 [6] (0:11.29)	0:23.92 [4] (0:11.72)	0:12.20 [4] (0:12.20)
Average Speed [km/h]	50.2	66.8	63.1	61.1	59.0
Top Speed [km/h]	66.7	68.5	65.2	62.4	60.6
Avg. Dist. to Rail [m]	2.4	1.7	2.3	0.7	1.9
Avg. Stride Freq. [Hz]	2.3	2.4	2.3	2.3	2.2
Avg. Stride Length [m]	6.2	7.7	7.7	7.6	7.4



- [ ] Ranking at each section and finish
- .-.- No data available at this section
- NA No data available



Horse/Jockey Name	Purosangue
Final Rank	6
Fastest Section Time (Section)	0:10.87 (800m)
Top Speed [km/h] (Section)	68.7 (800m)
Race State	Finished



### Toowoomba QLD Professional

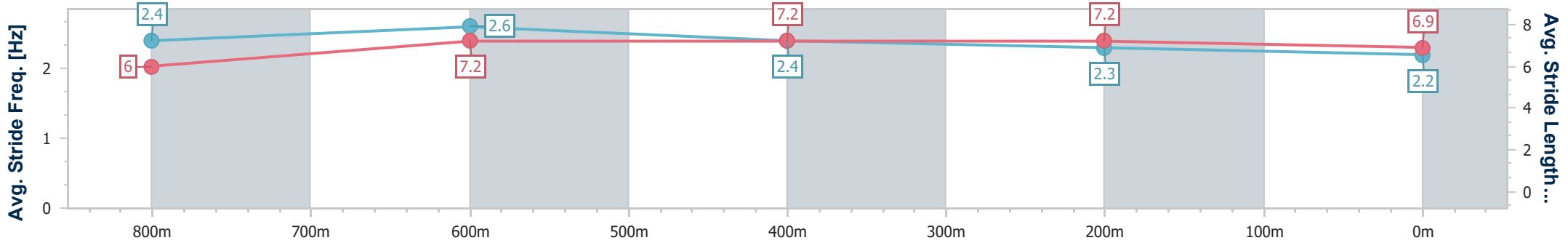
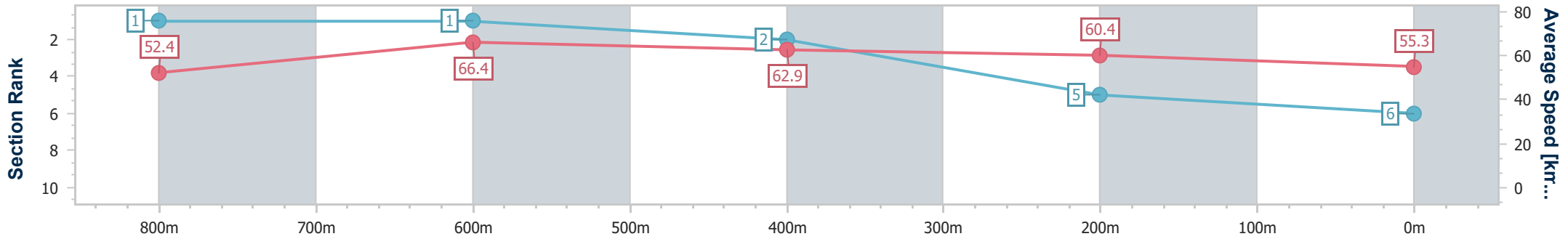
Race 3: SHERRIN RENTALS Class 2 Plate - 1000m

16 November 2024 - 19:17



Track Rating: Good 4, Weather: Windy, Rail Position: +3m Entire

Section	Overall	800m	600m	400m	200m
Section Times	1:01.08 [6] (0:13.73)	0:47.35 [1] (0:10.87)	0:36.48 [1] (0:11.52)	0:24.96 [2] (0:11.97)	0:12.99 [5] (0:12.99)
Average Speed [km/h]	52.4	66.4	62.9	60.4	55.3
Top Speed [km/h]	67.7	68.7	65.7	62.6	57.6
Avg. Dist. to Rail [m]	2.9	0.8	1.2	2.0	1.6
Avg. Stride Freq. [Hz]	2.4	2.6	2.4	2.3	2.2
Avg. Stride Length [m]	6.0	7.2	7.2	7.2	6.9



- [ ] Ranking at each section and finish
- .-.- No data available at this section
- NA No data available