



# Toowoomba QLD Professional

## Race 4: BARRIER REEF POOLS Maiden Plate - 1000m

16 November 2024 - 19:55



Track Rating: Good 4, Weather: Windy, Rail Position: +3m Entire

Section											Last 600m		
Field Times		Overall	800m	600m	400m	200m						0:35.71	
		(0:14.02)	(0:10.61)	(0:11.37)	(0:12.10)	(0:12.24)							
Rank	TAB	Horse/Jockey	Barrier	Top Speed [km/h]	Fastest Section							Margin	Distance Travelled [m]
1	6	JACKA STANDS ALONE Les Tilley	6	69.0 800m	0:10.85 800m	1:00.34 [1] (0:14.14)	0:46.20 [2] (0:10.85)	0:35.35 [2] (0:11.22)	0:24.13 [2] (0:11.89)	0:12.24 [1] (0:12.24)	1:00.34	0:35.35	
2	4	ARCTIC BEAR Jake Molloy	4	67.3 600m	0:10.89 800m	1:00.55 [2] (0:14.66)	0:45.89 [7] (0:10.89)	0:35.00 [4] (0:10.98)	0:24.02 [4] (0:11.97)	0:12.05 [3] (0:12.05)	1.3L	0:35.00	-15
3	10	MISS MOZAMBIQUE Rob Thorburn	9	65.4 Overall	0:11.48 800m	1:01.24 [3] (0:14.81)	0:46.43 [8] (0:11.48)	0:34.95 [9] (0:11.51)	0:23.44 [8] (0:11.54)	0:11.90 [6] (0:11.90)	5.3L	0:34.95	-2
4	2	JEROBI Karl Zechner	1	68.7 800m	0:10.61 800m	1:01.27 [4] (0:14.02)	0:47.25 [1] (0:10.61)	0:36.64 [1] (0:11.37)	0:25.27 [1] (0:12.23)	0:13.04 [2] (0:13.04)	5.4L	0:36.64	-3
5	14	SUTHERLAND Kenji Yoshida	8	67.6 800m	0:11.17 800m	1:01.27 [5] (0:14.38)	0:46.89 [4] (0:11.17)	0:35.72 [5] (0:11.50)	0:24.22 [5] (0:11.99)	0:12.23 [5] (0:12.23)	5.5L	0:35.72	-2
6	15	ROIGARD Liv O'Donnell	7	66.3 Overall	0:11.32 800m	1:01.46 [6] (0:14.48)	0:46.98 [5] (0:11.32)	0:35.66 [6] (0:11.65)	0:24.01 [6] (0:11.92)	0:12.09 [7] (0:12.09)	6.5L	0:35.66	-3
7	12	SMART BINT Anthony Allen	2	65.5 Overall	0:11.34 800m	1:01.48 [7] (0:15.20)	0:46.28 [12] (0:11.34)	0:34.94 [12] (0:11.59)	0:23.35 [11] (0:11.59)	0:11.76 [9] (0:11.76)	6.6L	0:34.94	-4
8	9	GIDDAY GIDDAY Madeleine Wishart	5	67.1 800m	0:10.90 800m	1:01.52 [8] (0:14.26)	0:47.26 [3] (0:10.90)	0:36.36 [3] (0:11.36)	0:25.00 [3] (0:12.39)	0:12.61 [4] (0:12.61)	6.8L	0:36.36	-2
9	13	TOWERS HILL Jace McMurray	11	65.8 Overall	0:11.37 800m	1:01.63 [9] (0:14.85)	0:46.78 [10] (0:11.37)	0:35.41 [8] (0:11.61)	0:23.80 [9] (0:11.78)	0:12.02 [8] (0:12.02)	7.3L	0:35.41	+2
10	5	BONZABELTER Nathan Fazackerley	3	63.3 800m	0:11.65 800m	1:01.98 [10] (0:14.88)	0:47.10 [11] (0:11.65)	0:35.45 [11] (0:11.67)	0:23.78 [12] (0:11.76)	0:12.02 [11] (0:12.02)	9.3L	0:35.45	-3

Scratched: Jacks And Soda (#17), Flying To Mars (#16), Ludik (#3), Thirty Odd Foot (#7), Pull The Catch (#11)

[ ] Ranking at each section and finish  
 -:-:- No data available at this section  
 NA No data available

SCN Saddle cloth number  
 DNF Did not finish  
 DNT Did not track



# Toowoomba QLD Professional

## Race 4: BARRIER REEF POOLS Maiden Plate - 1000m

16 November 2024 - 19:55



Track Rating: Good 4, Weather: Windy, Rail Position: +3m Entire

Section		Overall	800m	600m	400m	200m	Last 600m					
Field Times		1:00.34 (0:14.02)	0:46.32 (0:10.61)	0:35.71 (0:11.37)	0:24.34 (0:12.10)	0:12.24 (0:12.24)	0:35.71					
Rank	TAB Horse/Jockey	Barrier	Top Speed [km/h]	Fastest Section	Margin					Distance Travelled [m]		
11	8 DON'T STOP ME NOW Nozi Tomizawa	12	65.1 Overall	0:11.45 800m	1:02.03 [11] (0:14.85)	0:47.18 [9] (0:11.45)	0:35.73 [10] (0:11.55)	0:24.18 [10] (0:12.06)	0:12.12 [10] (0:12.12)	9.5L	0:35.73	+6
12	1 ANKYLOSAUR Michael Murphy	10	65.1 Overall	0:11.36 800m	1:03.51 [12] (0:14.55)	0:48.96 [6] (0:11.36)	0:37.60 [7] (0:11.61)	0:25.99 [7] (0:12.46)	0:13.53 [12] (0:13.53)	18.3L	0:37.60	-1

Scratched: Jacks And Soda (#17), Flying To Mars (#16), Ludik (#3), Thirty Odd Foot (#7), Pull The Catch (#11)

[ ] Ranking at each section and finish  
 -:-:-:- No data available at this section  
 NA No data available

SCN Saddle cloth number  
 DNF Did not finish  
 DNT Did not track



Horse/Jockey Name	Jacka Stands Alone
Final Rank	1
Fastest Section Time (Section)	0:10.85 (800m)
Top Speed [km/h] (Section)	69.0 (800m)
Race State	Finished



Toowoomba QLD Professional

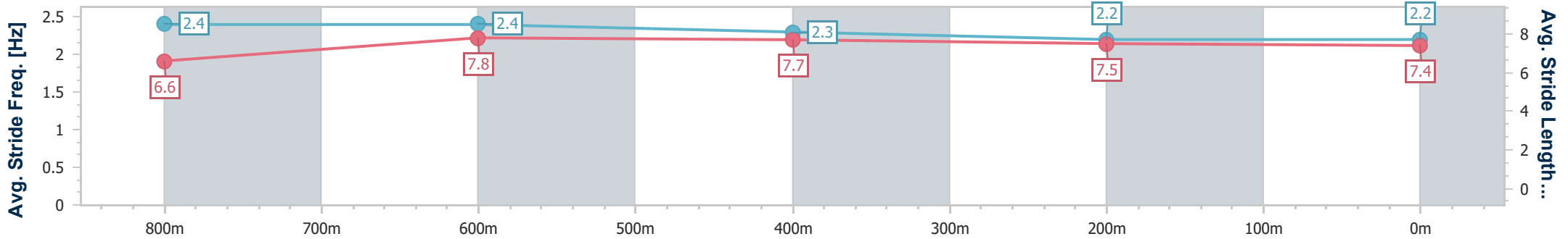
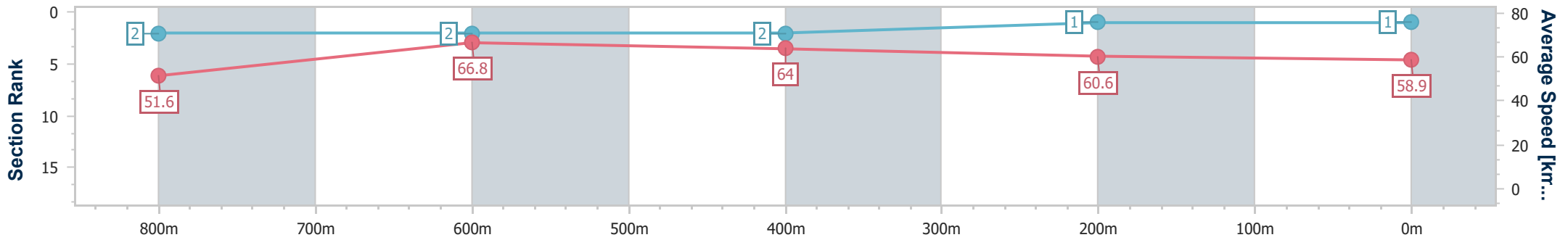
Race 4: BARRIER REEF POOLS Maiden Plate - 1000m

16 November 2024 - 19:55



Track Rating: Good 4, Weather: Windy, Rail Position: +3m Entire

Section	Overall	800m	600m	400m	200m
Section Times	1:00.34 [1] (0:14.14)	0:46.20 [2] (0:10.85)	0:35.35 [2] (0:11.22)	0:24.13 [2] (0:11.89)	0:12.24 [1] (0:12.24)
Average Speed [km/h]	51.6	66.8	64.0	60.6	58.9
Top Speed [km/h]	68.8	69.0	67.1	62.1	60.4
Avg. Dist. to Rail [m]	3.7	2.0	0.6	1.1	0.8
Avg. Stride Freq. [Hz]	2.4	2.4	2.3	2.2	2.2
Avg. Stride Length [m]	6.6	7.8	7.7	7.5	7.4



- [ ] Ranking at each section and finish
- .-.- No data available at this section
- NA No data available



Horse/Jockey Name	Arctic Bear
Final Rank	2
Fastest Section Time (Section)	0:10.89 (800m)
Top Speed [km/h] (Section)	67.3 (600m)
Race State	Finished



### Toowoomba QLD Professional

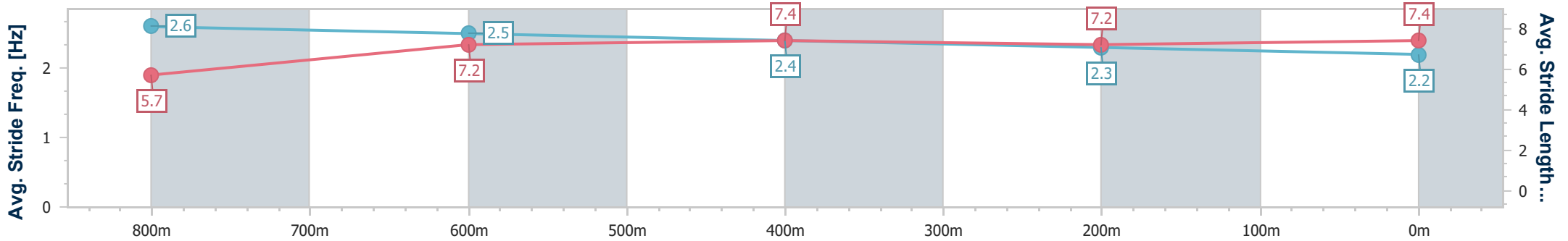
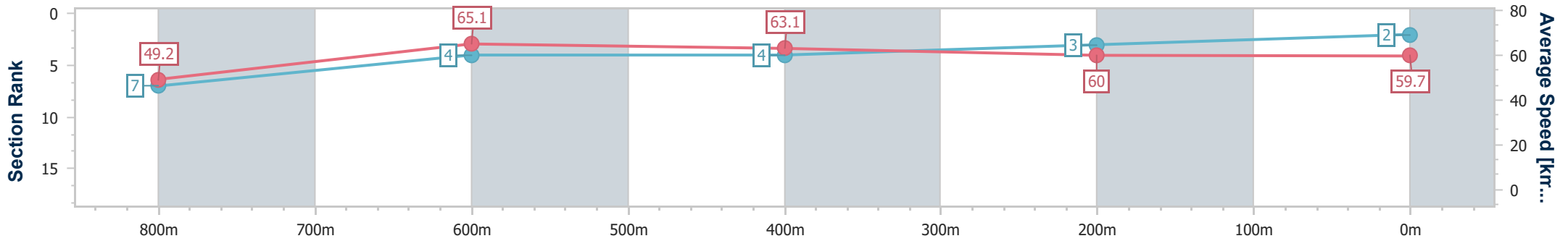
#### Race 4: BARRIER REEF POOLS Maiden Plate - 1000m

16 November 2024 - 19:55



Track Rating: Good 4, Weather: Windy, Rail Position: +3m Entire

Section	Overall	800m	600m	400m	200m
Section Times	1:00.55 [2] (0:14.66)	0:45.89 [7] (0:10.89)	0:35.00 [4] (0:10.98)	0:24.02 [4] (0:11.97)	0:12.05 [3] (0:12.05)
Average Speed [km/h]	49.2	65.1	63.1	60.0	59.7
Top Speed [km/h]	65.0	66.5	67.3	61.3	60.9
Avg. Dist. to Rail [m]	1.3	4.6	7.4	2.3	2.0
Avg. Stride Freq. [Hz]	2.6	2.5	2.4	2.3	2.2
Avg. Stride Length [m]	5.7	7.2	7.4	7.2	7.4



- [ ] Ranking at each section and finish
- .-.- No data available at this section
- NA No data available



Horse/Jockey Name	Miss Mozambique
Final Rank	3
Fastest Section Time (Section)	0:11.48 (800m)
Top Speed [km/h] (Section)	65.4 (Overall)
Race State	Finished



### Toowoomba QLD Professional

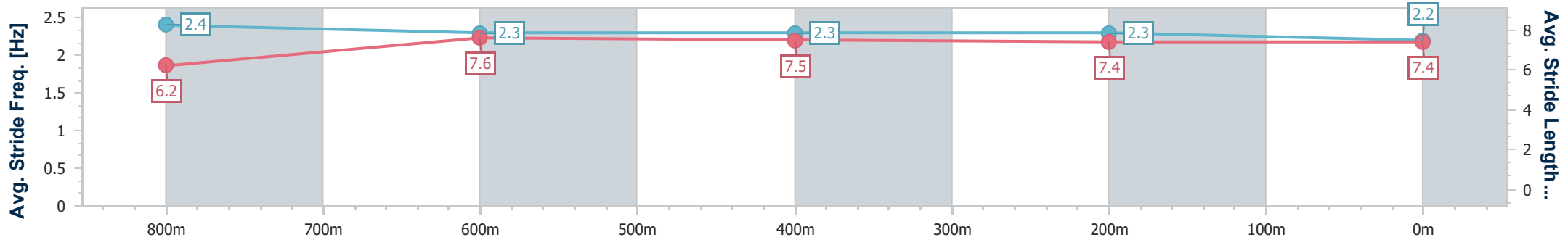
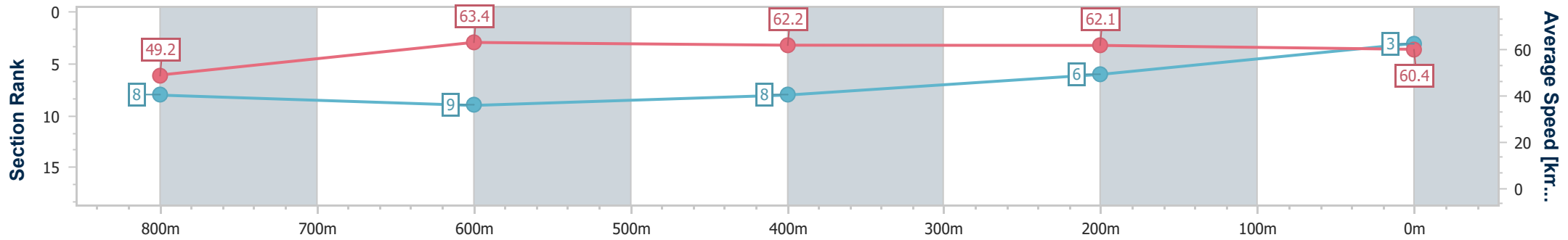
Race 4: BARRIER REEF POOLS Maiden Plate - 1000m

16 November 2024 - 19:55



Track Rating: Good 4, Weather: Windy, Rail Position: +3m Entire

Section	Overall	800m	600m	400m	200m
Section Times	1:01.24 [3] (0:14.81)	0:46.43 [8] (0:11.48)	0:34.95 [9] (0:11.51)	0:23.44 [8] (0:11.54)	0:11.90 [6] (0:11.90)
Average Speed [km/h]	49.2	63.4	62.2	62.1	60.4
Top Speed [km/h]	65.4	64.7	63.3	63.0	61.5
Avg. Dist. to Rail [m]	5.1	2.1	0.8	0.8	1.1
Avg. Stride Freq. [Hz]	2.4	2.3	2.3	2.3	2.2
Avg. Stride Length [m]	6.2	7.6	7.5	7.4	7.4



- [ ] Ranking at each section and finish
- .-.- No data available at this section
- NA No data available



Horse/Jockey Name	Jerobi
Final Rank	4
Fastest Section Time (Section)	0:10.61 (800m)
Top Speed [km/h] (Section)	68.7 (800m)
Race State	Finished



### Toowoomba QLD Professional

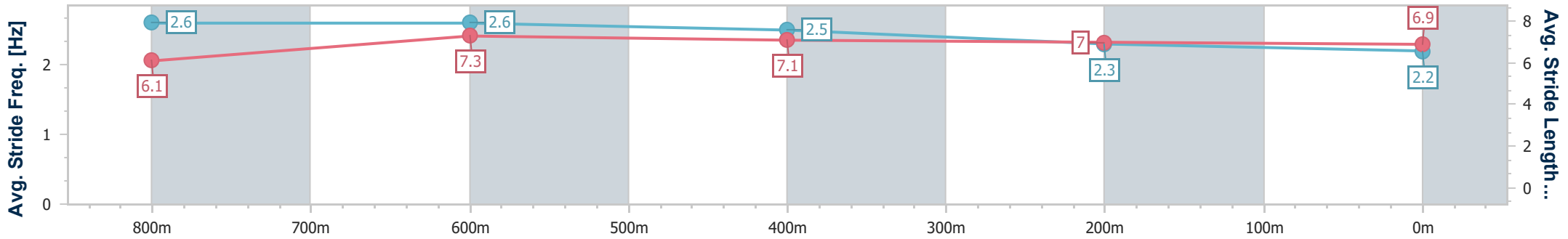
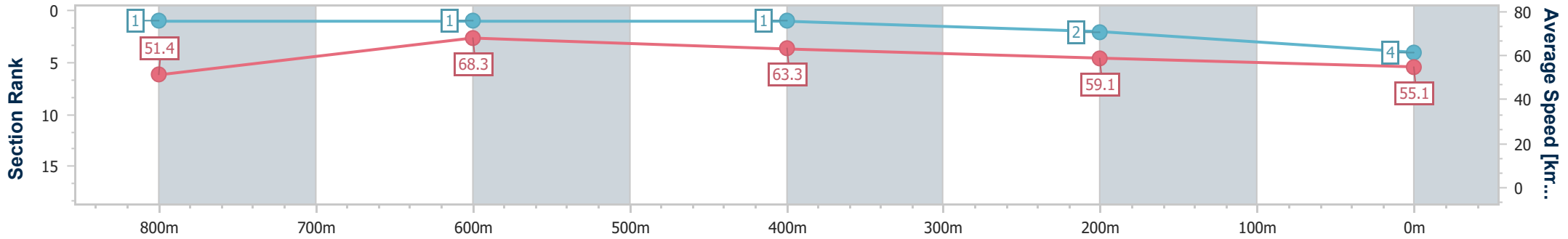
#### Race 4: BARRIER REEF POOLS Maiden Plate - 1000m

16 November 2024 - 19:55



Track Rating: Good 4, Weather: Windy, Rail Position: +3m Entire

Section	Overall	800m	600m	400m	200m
Section Times	1:01.27 [4] (0:14.02)	0:47.25 [1] (0:10.61)	0:36.64 [1] (0:11.37)	0:25.27 [1] (0:12.23)	0:13.04 [2] (0:13.04)
Average Speed [km/h]	51.4	68.3	63.3	59.1	55.1
Top Speed [km/h]	68.3	68.7	65.9	61.6	57.3
Avg. Dist. to Rail [m]	1.1	1.2	0.7	0.7	0.9
Avg. Stride Freq. [Hz]	2.6	2.6	2.5	2.3	2.2
Avg. Stride Length [m]	6.1	7.3	7.1	7.0	6.9



- [ ] Ranking at each section and finish
- .-.- No data available at this section
- NA No data available



Horse/Jockey Name	Sutherland
Final Rank	5
Fastest Section Time (Section)	0:11.17 (800m)
Top Speed [km/h] (Section)	67.6 (800m)
Race State	Finished



### Toowoomba QLD Professional

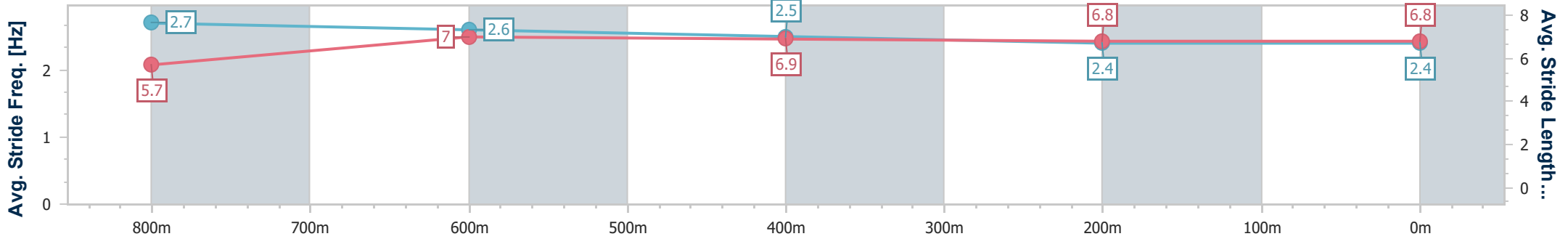
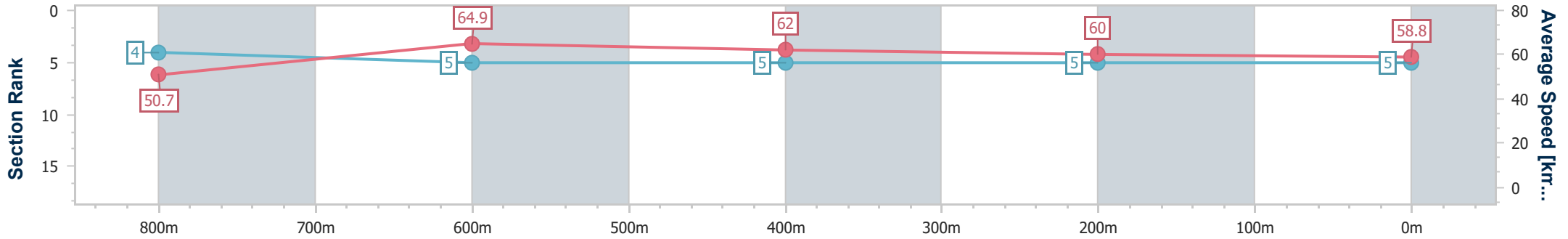
#### Race 4: BARRIER REEF POOLS Maiden Plate - 1000m

16 November 2024 - 19:55



Track Rating: Good 4, Weather: Windy, Rail Position: +3m Entire

Section	Overall	800m	600m	400m	200m
Section Times	1:01.27 [5] (0:14.38)	0:46.89 [4] (0:11.17)	0:35.72 [5] (0:11.50)	0:24.22 [5] (0:11.99)	0:12.23 [5] (0:12.23)
Average Speed [km/h]	50.7	64.9	62.0	60.0	58.8
Top Speed [km/h]	66.2	67.6	64.6	61.6	60.1
Avg. Dist. to Rail [m]	3.8	1.4	1.5	0.5	0.9
Avg. Stride Freq. [Hz]	2.7	2.6	2.5	2.4	2.4
Avg. Stride Length [m]	5.7	7.0	6.9	6.8	6.8



- [ ] Ranking at each section and finish
- .-.- No data available at this section
- NA No data available



Horse/Jockey Name	Roigard
Final Rank	6
Fastest Section Time (Section)	0:11.32 (800m)
Top Speed [km/h] (Section)	66.3 (Overall)
Race State	Finished



### Toowoomba QLD Professional

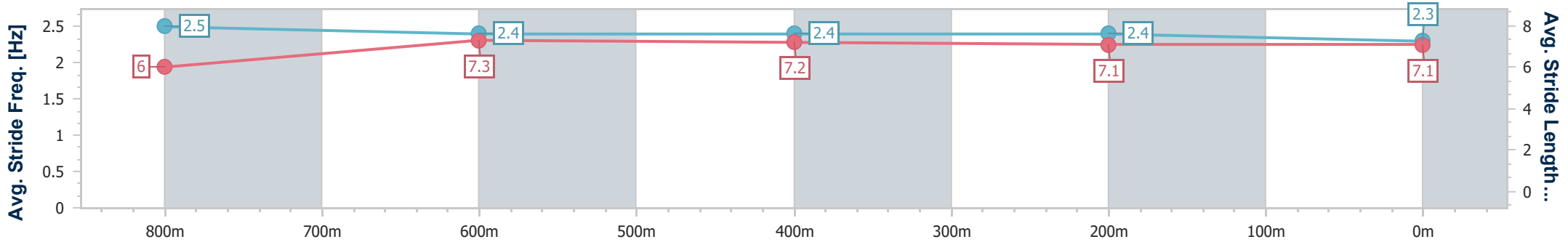
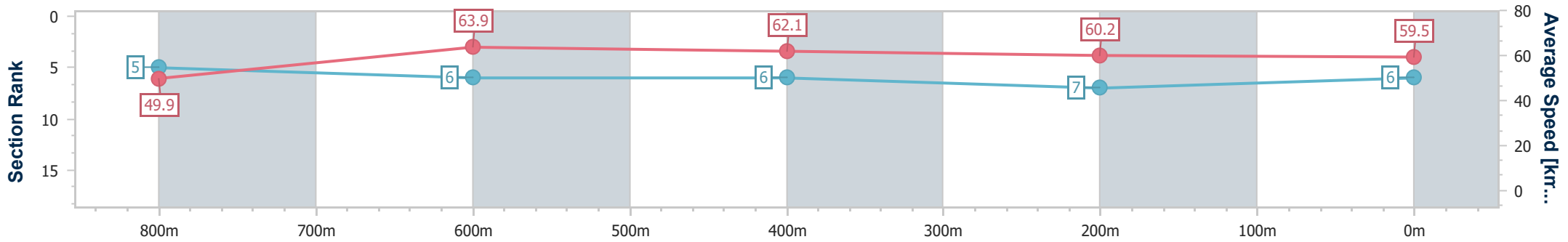
#### Race 4: BARRIER REEF POOLS Maiden Plate - 1000m

16 November 2024 - 19:55



Track Rating: Good 4, Weather: Windy, Rail Position: +3m Entire

Section	Overall	800m	600m	400m	200m
Section Times	1:01.46 [6] (0:14.48)	0:46.98 [5] (0:11.32)	0:35.66 [6] (0:11.65)	0:24.01 [6] (0:11.92)	0:12.09 [7] (0:12.09)
Average Speed [km/h]	49.9	63.9	62.1	60.2	59.5
Top Speed [km/h]	66.3	65.2	64.4	61.9	60.2
Avg. Dist. to Rail [m]	2.9	1.1	1.1	1.5	0.7
Avg. Stride Freq. [Hz]	2.5	2.4	2.4	2.4	2.3
Avg. Stride Length [m]	6.0	7.3	7.2	7.1	7.1



- [ ] Ranking at each section and finish
- .-.- No data available at this section
- NA No data available





Horse/Jockey Name	Smart Bint
Final Rank	7
Fastest Section Time (Section)	0:11.34 (800m)
Top Speed [km/h] (Section)	65.5 (Overall)
Race State	Finished



### Toowoomba QLD Professional

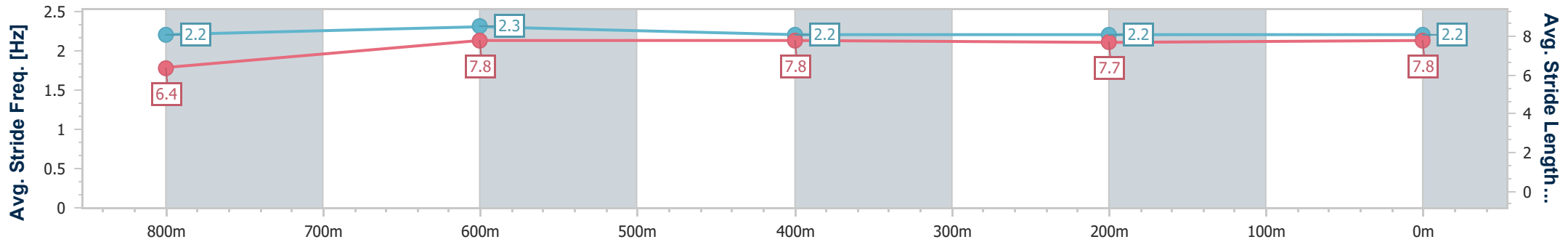
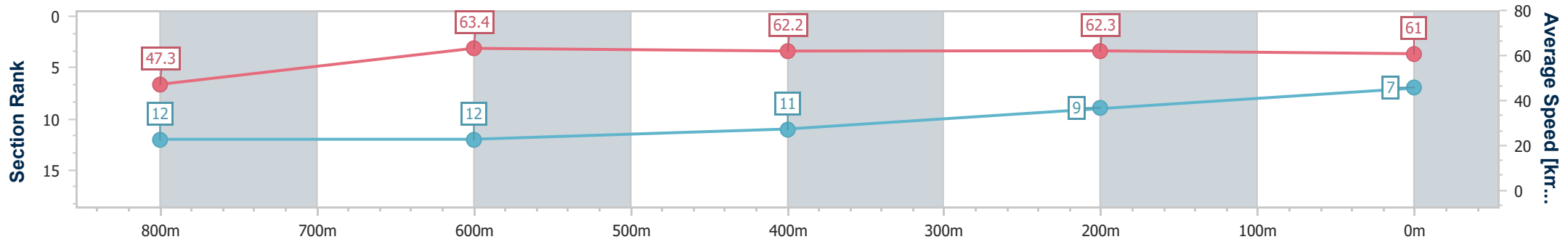
Race 4: BARRIER REEF POOLS Maiden Plate - 1000m

16 November 2024 - 19:55



Track Rating: Good 4, Weather: Windy, Rail Position: +3m Entire

Section	Overall	800m	600m	400m	200m
Section Times	1:01.48 [7] (0:15.20)	0:46.28 [12] (0:11.34)	0:34.94 [12] (0:11.59)	0:23.35 [11] (0:11.59)	0:11.76 [9] (0:11.76)
Average Speed [km/h]	47.3	63.4	62.2	62.3	61.0
Top Speed [km/h]	65.5	64.0	63.4	63.6	62.2
Avg. Dist. to Rail [m]	1.0	0.7	0.4	0.5	0.4
Avg. Stride Freq. [Hz]	2.2	2.3	2.2	2.2	2.2
Avg. Stride Length [m]	6.4	7.8	7.8	7.7	7.8



- [ ] Ranking at each section and finish
- .-.- No data available at this section
- NA No data available



Horse/Jockey Name	Gidday Gidday
Final Rank	8
Fastest Section Time (Section)	0:10.90 (800m)
Top Speed [km/h] (Section)	67.1 (800m)
Race State	Finished



### Toowoomba QLD Professional

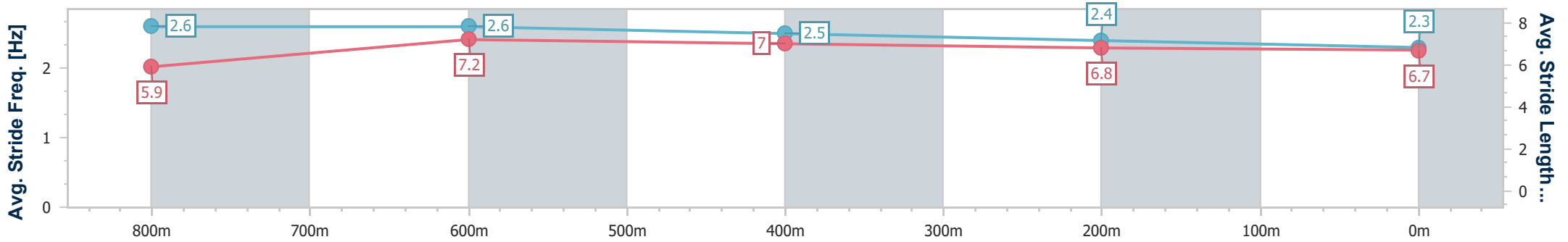
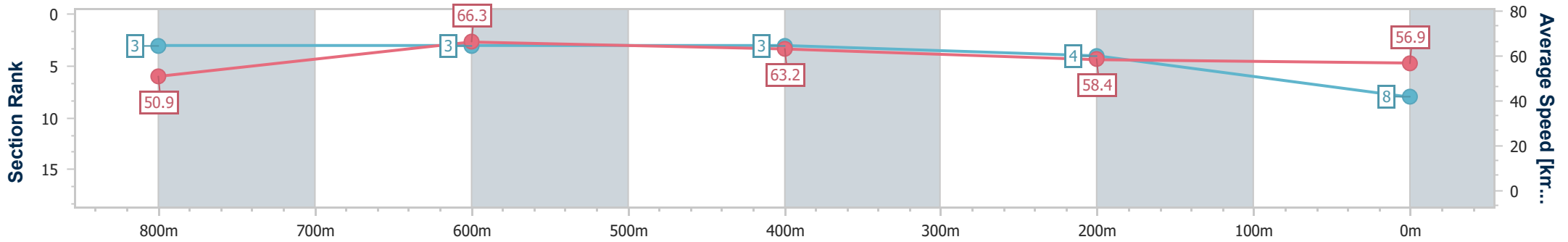
#### Race 4: BARRIER REEF POOLS Maiden Plate - 1000m

16 November 2024 - 19:55



Track Rating: Good 4, Weather: Windy, Rail Position: +3m Entire

Section	Overall	800m	600m	400m	200m
Section Times	1:01.52 [8] (0:14.26)	0:47.26 [3] (0:10.90)	0:36.36 [3] (0:11.36)	0:25.00 [3] (0:12.39)	0:12.61 [4] (0:12.61)
Average Speed [km/h]	50.9	66.3	63.2	58.4	56.9
Top Speed [km/h]	66.9	67.1	65.4	59.6	58.6
Avg. Dist. to Rail [m]	2.7	0.8	0.3	1.0	1.9
Avg. Stride Freq. [Hz]	2.6	2.6	2.5	2.4	2.3
Avg. Stride Length [m]	5.9	7.2	7.0	6.8	6.7



- [ ] Ranking at each section and finish
- .-.- No data available at this section
- NA No data available



Horse/Jockey Name	Towers Hill
Final Rank	9
Fastest Section Time (Section)	0:11.37 (800m)
Top Speed [km/h] (Section)	65.8 (Overall)
Race State	Finished



### Toowoomba QLD Professional

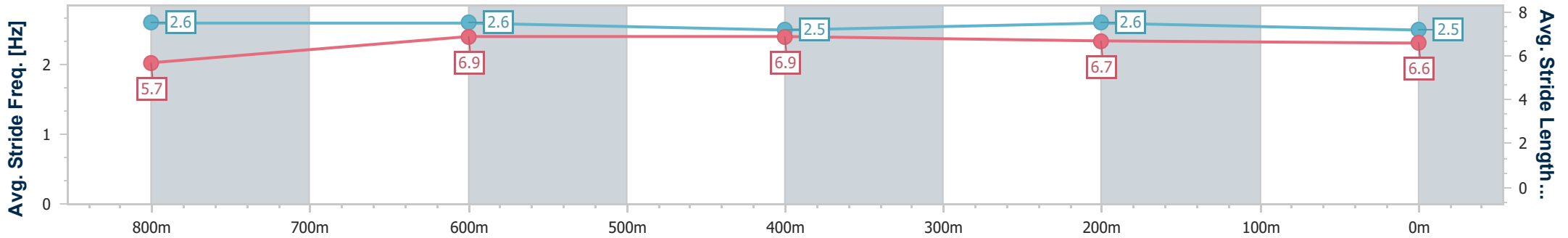
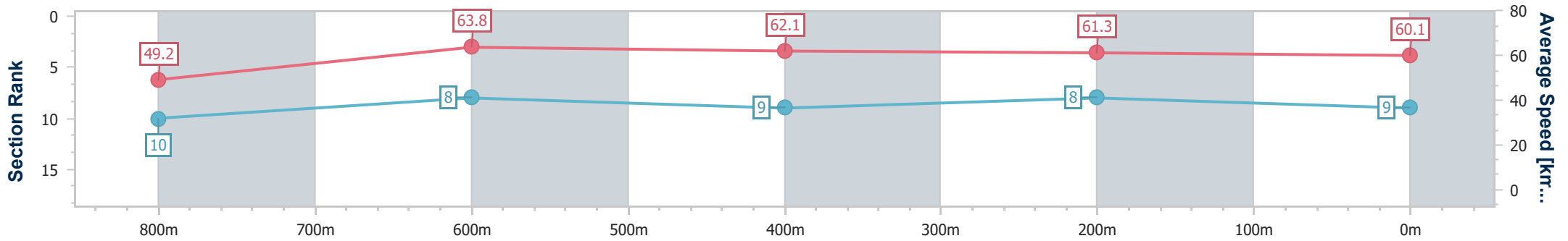
Race 4: BARRIER REEF POOLS Maiden Plate - 1000m

16 November 2024 - 19:55



Track Rating: Good 4, Weather: Windy, Rail Position: +3m Entire

Section	Overall	800m	600m	400m	200m
Section Times	1:01.63 [9] (0:14.85)	0:46.78 [10] (0:11.37)	0:35.41 [8] (0:11.61)	0:23.80 [9] (0:11.78)	0:12.02 [8] (0:12.02)
Average Speed [km/h]	49.2	63.8	62.1	61.3	60.1
Top Speed [km/h]	65.8	65.8	63.6	62.2	61.3
Avg. Dist. to Rail [m]	6.5	1.0	0.2	1.7	1.7
Avg. Stride Freq. [Hz]	2.6	2.6	2.5	2.6	2.5
Avg. Stride Length [m]	5.7	6.9	6.9	6.7	6.6



- [ ] Ranking at each section and finish
- .-.- No data available at this section
- NA No data available



Horse/Jockey Name	Bonzabelter
Final Rank	10
Fastest Section Time (Section)	0:11.65 (800m)
Top Speed [km/h] (Section)	63.3 (800m)
Race State	Finished



### Toowoomba QLD Professional

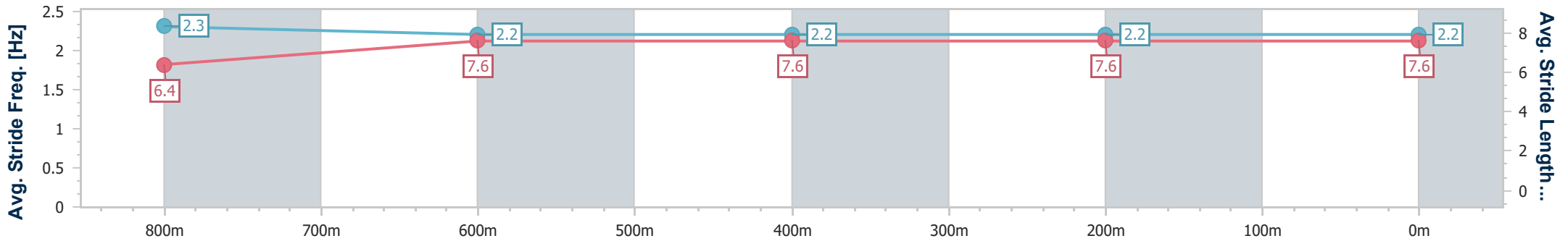
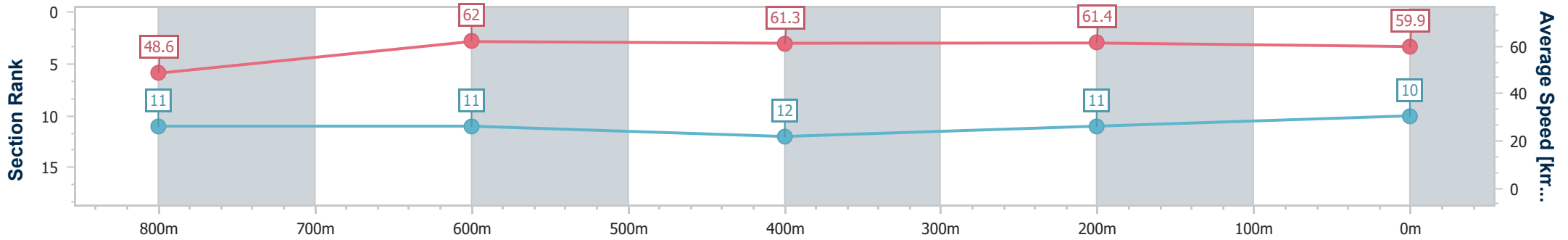
Race 4: BARRIER REEF POOLS Maiden Plate - 1000m

16 November 2024 - 19:55



Track Rating: Good 4, Weather: Windy, Rail Position: +3m Entire

Section	Overall	800m	600m	400m	200m
Section Times	1:01.98 [10] (0:14.88)	0:47.10 [11] (0:11.65)	0:35.45 [11] (0:11.67)	0:23.78 [12] (0:11.76)	0:12.02 [11] (0:12.02)
Average Speed [km/h]	48.6	62.0	61.3	61.4	59.9
Top Speed [km/h]	63.2	63.3	62.7	61.5	61.1
Avg. Dist. to Rail [m]	1.5	0.6	0.7	0.4	0.9
Avg. Stride Freq. [Hz]	2.3	2.2	2.2	2.2	2.2
Avg. Stride Length [m]	6.4	7.6	7.6	7.6	7.6



- [ ] Ranking at each section and finish
- .-.- No data available at this section
- NA No data available



Horse/Jockey Name	Don't Stop Me Now
Final Rank	11
Fastest Section Time (Section)	0:11.45 (800m)
Top Speed [km/h] (Section)	65.1 (Overall)
Race State	Finished



Toowoomba QLD Professional

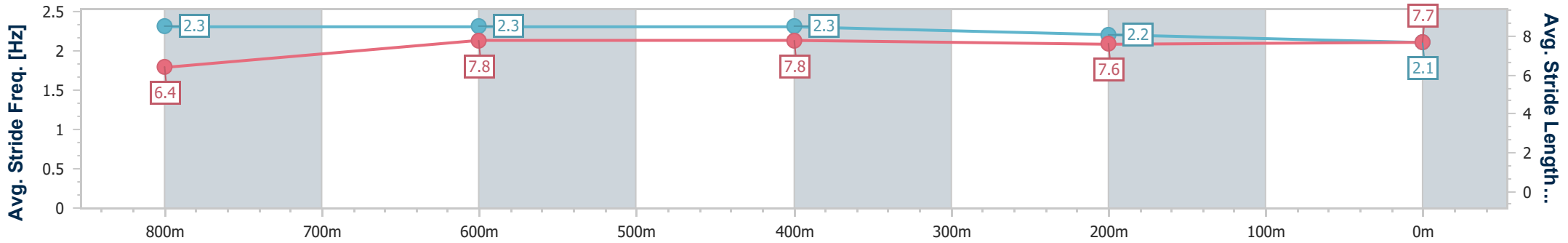
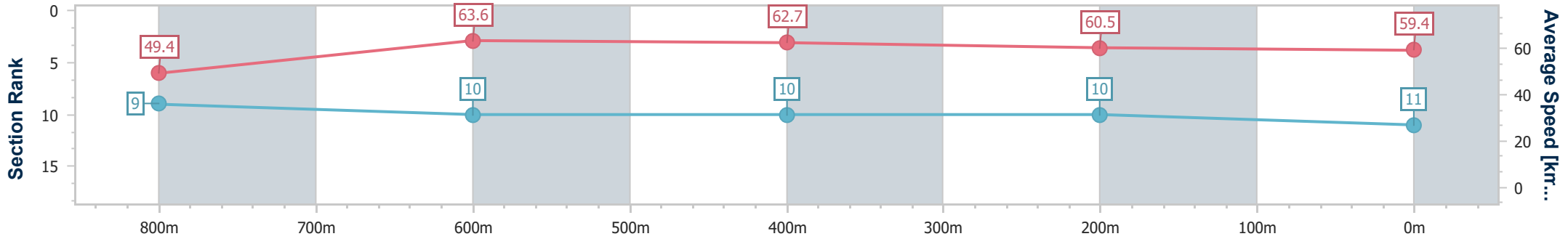
Race 4: BARRIER REEF POOLS Maiden Plate - 1000m

16 November 2024 - 19:55



Track Rating: Good 4, Weather: Windy, Rail Position: +3m Entire

Section	Overall	800m	600m	400m	200m
Section Times	1:02.03 [11] (0:14.85)	0:47.18 [9] (0:11.45)	0:35.73 [10] (0:11.55)	0:24.18 [10] (0:12.06)	0:12.12 [10] (0:12.12)
Average Speed [km/h]	49.4	63.6	62.7	60.5	59.4
Top Speed [km/h]	65.1	65.0	63.4	62.0	59.9
Avg. Dist. to Rail [m]	7.9	3.2	1.3	2.7	3.4
Avg. Stride Freq. [Hz]	2.3	2.3	2.3	2.2	2.1
Avg. Stride Length [m]	6.4	7.8	7.8	7.6	7.7



- [ ] Ranking at each section and finish
- .-.- No data available at this section
- NA No data available



Horse/Jockey Name	Ankylosaur
Final Rank	12
Fastest Section Time (Section)	0:11.36 (800m)
Top Speed [km/h] (Section)	65.1 (Overall)
Race State	Finished



### Toowoomba QLD Professional

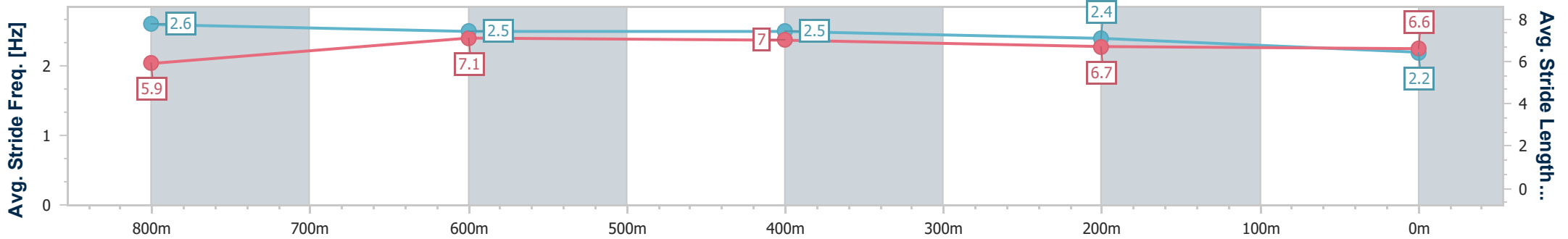
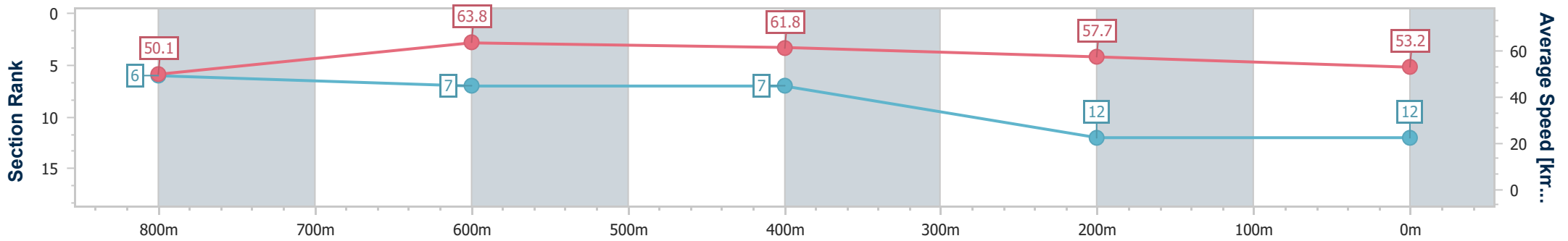
#### Race 4: BARRIER REEF POOLS Maiden Plate - 1000m

16 November 2024 - 19:55



Track Rating: Good 4, Weather: Windy, Rail Position: +3m Entire

Section	Overall	800m	600m	400m	200m
Section Times	1:03.51 [12] (0:14.55)	0:48.96 [6] (0:11.36)	0:37.60 [7] (0:11.61)	0:25.99 [7] (0:12.46)	0:13.53 [12] (0:13.53)
Average Speed [km/h]	50.1	63.8	61.8	57.7	53.2
Top Speed [km/h]	65.1	64.8	64.5	59.1	56.5
Avg. Dist. to Rail [m]	5.4	2.0	1.0	0.4	0.6
Avg. Stride Freq. [Hz]	2.6	2.5	2.5	2.4	2.2
Avg. Stride Length [m]	5.9	7.1	7.0	6.7	6.6



- [ ] Ranking at each section and finish
- .-.- No data available at this section
- NA No data available