



Toowoomba QLD Professional

Race 5: COOPER COMMERCIAL BENCHMARK 60 Handicap - 2000m

16 November 2024 - 20:29



Track Rating: Good 4, Weather: Windy, Rail Position: +3m Entire

Section													Overall	1800m	1600m	1400m	1200m	1000m	800m	Last 600m
Field Times													2:06.43 (0:14.97)	1:51.46 (0:10.80)	1:40.66 (0:11.56)	1:29.10 (0:12.25)	1:16.85 (0:12.80)	1:04.05 (0:12.89)	0:51.16 (0:12.55)	0:38.61
Rank	TAB	Horse/Jockey	Barrier	Top Speed [km/h]	Fastest Section								Distance Travelled [m]							
1	9	ROYAL GEORGE Jackson Murphy	4	65.5 1800m	0:11.10 1800m	2:06.43 [1] (0:15.36)	1:51.07 [5] (0:11.10)	1:39.97 [4] (0:11.34)	1:28.63 [4] (0:12.20)	1:16.43 [4] (0:12.70)	1:03.73 [3] (0:12.93)	0:50.80 [4] (0:12.69)	0:38.11							
2	8	SUPER FAIR Darren Evans	3	65.7 Overall	0:11.08 1800m	2:06.66 [2] (0:15.23)	1:51.43 [3] (0:11.08)	1:40.35 [3] (0:11.48)	1:28.87 [3] (0:12.18)	1:16.69 [3] (0:12.76)	1:03.93 [4] (0:12.85)	0:51.08 [3] (0:12.58)	0:38.50	-1						
3	2	ONOMATOPOEIA Anthony Allen	1	67.8 1800m	0:10.75 1800m	2:06.70 [3] (0:15.18)	1:51.52 [2] (0:10.75)	1:40.77 [2] (0:11.57)	1:29.20 [2] (0:12.25)	1:16.95 [2] (0:12.72)	1:04.23 [2] (0:12.94)	0:51.29 [2] (0:12.41)	0:38.88	-2						
4	1	DEL CAMPO Kenji Yoshida	9	64.7 1600m	0:11.21 1800m	2:07.02 [4] (0:16.09)	1:50.93 [10] (0:11.21)	1:39.72 [9] (0:11.37)	1:28.35 [9] (0:12.14)	1:16.21 [9] (0:12.83)	1:03.38 [9] (0:12.57)	0:50.81 [9] (0:12.70)	0:38.11	-3						
5	3	FLYING ROTHE Karl Zechner	10	64.9 1600m	0:11.38 1600m	2:07.35 [5] (0:15.91)	1:51.44 [9] (0:11.40)	1:40.04 [10] (0:11.38)	1:28.66 [10] (0:12.21)	1:16.45 [10] (0:12.83)	1:03.62 [10] (0:12.54)	0:51.08 [10] (0:12.56)	0:38.52	+7						
6	10	TERMITE Michael Murphy	2	64.4 1800m	0:11.08 1800m	2:07.74 [6] (0:15.85)	1:51.89 [8] (0:11.08)	1:40.81 [7] (0:11.44)	1:29.37 [7] (0:12.11)	1:17.26 [7] (0:12.83)	1:04.43 [7] (0:12.66)	0:51.77 [6] (0:12.61)	0:39.16	-6						
7	7	RADEGAST Madeleine Wishart	7	65.9 1600m	0:11.41 1600m	2:07.83 [7] (0:15.28)	1:52.55 [4] (0:11.44)	1:41.11 [5] (0:11.41)	1:29.70 [5] (0:12.15)	1:17.55 [6] (0:12.82)	1:04.73 [5] (0:12.79)	0:51.94 [5] (0:12.63)	0:39.31	+5						
8	5	DUMA Rob Thorburn	8	65.3 1800m	0:11.26 1800m	2:08.16 [8] (0:15.54)	1:52.62 [6] (0:11.26)	1:41.36 [6] (0:11.40)	1:29.96 [6] (0:12.04)	1:17.92 [5] (0:12.87)	1:05.05 [6] (0:12.98)	0:52.07 [8] (0:12.45)	0:39.62	+8						
9	6	JENNY'S ROSE Nozi Tomizawa	5	67.6 1800m	0:10.80 1800m	2:08.27 [9] (0:14.97)	1:53.30 [1] (0:10.80)	1:42.50 [1] (0:11.56)	1:30.94 [1] (0:12.25)	1:18.69 [1] (0:12.80)	1:05.89 [1] (0:12.89)	0:53.00 [1] (0:12.60)	0:40.40	-3						
10	4	OLD SALT Justin Stanley	6	64.6 1800m	0:11.31 1800m	2:09.31 [10] (0:15.78)	1:53.53 [7] (0:11.31)	1:42.22 [8] (0:11.41)	1:30.81 [8] (0:12.14)	1:18.67 [8] (0:12.79)	1:05.88 [8] (0:12.55)	0:53.33 [7] (0:12.61)	0:40.72	+4						

[] Ranking at each section and finish
 -:-:- No data available at this section
 NA No data available

SCN Saddle cloth number
 DNF Did not finish
 DNT Did not track



Toowoomba QLD Professional

Race 5: COOPER COMMERCIAL BENCHMARK 60 Handicap - 2000m

16 November 2024 - 20:29



Track Rating: Good 4, Weather: Windy, Rail Position: +3m Entire

Section					600m	400m	200m	Last 600m			
Field Times					0:38.61 (0:12.45)	0:26.16 (0:13.06)	0:13.10 (0:13.10)	0:38.61			
Rank	TAB	Horse/Jockey	Barrier	Top Speed [km/h]	Fastest Section	Margin			Distance Travelled [m]		
1	9	ROYAL GEORGE Jackson Murphy	4	65.5 1800m	0:11.10 1800m	0:38.11 [4] (0:12.63)	0:25.48 [4] (0:12.80)	0:12.68 [3] (0:12.68)	2:06.43	0:38.11	
2	8	SUPER FAIR Darren Evans	3	65.7 Overall	0:11.08 1800m	0:38.50 [3] (0:12.56)	0:25.94 [3] (0:12.97)	0:12.97 [2] (0:12.97)	1.3L	0:38.50	-1
3	2	ONOMATOPOEIA Anthony Allen	1	67.8 1800m	0:10.75 1800m	0:38.88 [1] (0:12.45)	0:26.43 [1] (0:13.06)	0:13.37 [1] (0:13.37)	1.5L	0:38.88	-2
4	1	DEL CAMPO Kenji Yoshida	9	64.7 1600m	0:11.21 1800m	0:38.11 [10] (0:12.77)	0:25.34 [10] (0:12.93)	0:12.41 [9] (0:12.41)	3.3L	0:38.11	-3
5	3	FLYING ROTHE Karl Zechner	10	64.9 1600m	0:11.38 1600m	0:38.52 [9] (0:12.71)	0:25.81 [9] (0:12.87)	0:12.94 [6] (0:12.94)	5.1L	0:38.52	+7
6	10	TERMITE Michael Murphy	2	64.4 1800m	0:11.08 1800m	0:39.16 [7] (0:12.68)	0:26.48 [6] (0:13.14)	0:13.34 [5] (0:13.34)	7.4L	0:39.16	-6
7	7	RADEGAST Madeleine Wishart	7	65.9 1600m	0:11.41 1600m	0:39.31 [5] (0:12.75)	0:26.56 [7] (0:13.31)	0:13.25 [8] (0:13.25)	7.9L	0:39.31	+5
8	5	DUMA Rob Thorburn	8	65.3 1800m	0:11.26 1800m	0:39.62 [6] (0:12.59)	0:27.03 [5] (0:13.30)	0:13.73 [7] (0:13.73)	9.7L	0:39.62	+8
9	6	JENNY'S ROSE Nozi Tomizawa	5	67.6 1800m	0:10.80 1800m	0:40.40 [2] (0:12.64)	0:27.76 [2] (0:13.54)	0:14.22 [4] (0:14.22)	10.2L	0:40.40	-3
10	4	OLD SALT Justin Stanley	6	64.6 1800m	0:11.31 1800m	0:40.72 [8] (0:12.85)	0:27.87 [8] (0:13.59)	0:14.28 [10] (0:14.28)	16.2L	0:40.72	+4

[] Ranking at each section and finish
 -:-:- No data available at this section
 NA No data available

SCN Saddle cloth number
 DNF Did not finish
 DNT Did not track



Horse/Jockey Name	Royal George
Final Rank	1
Fastest Section Time (Section)	0:11.10 (1800m)
Top Speed [km/h] (Section)	65.5 (1800m)
Race State	Finished



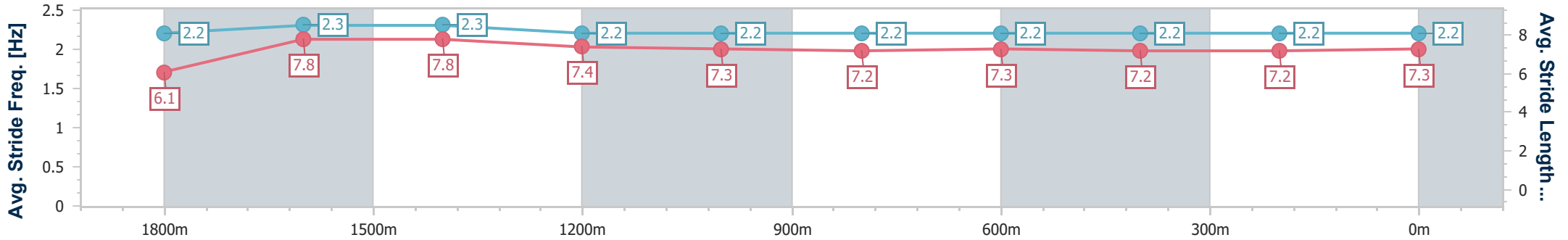
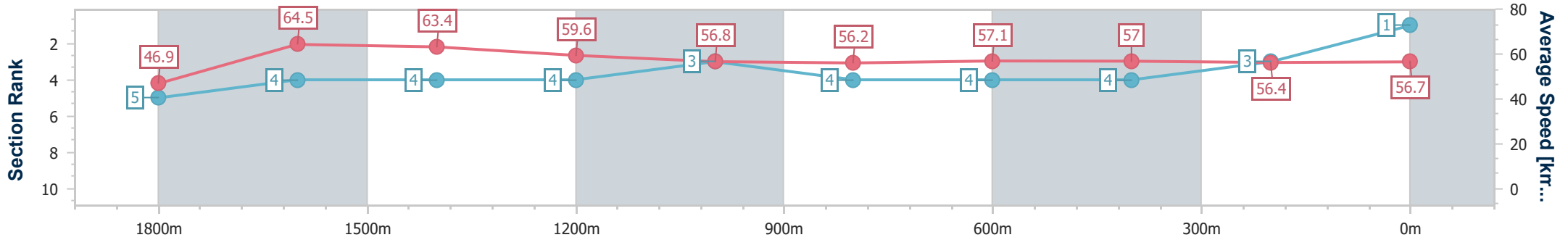
Toowoomba QLD Professional
Race 5: COOPER COMMERCIAL BENCHMARK 60 Handicap - 2000m



16 November 2024 - 20:29

Track Rating: Good 4, Weather: Windy, Rail Position: +3m Entire

Section	Overall	1800m	1600m	1400m	1200m	1000m	800m	600m	400m	200m
Section Times	2:06.43 [1] (0:15.36)	1:51.07 [5] (0:11.10)	1:39.97 [4] (0:11.34)	1:28.63 [4] (0:12.20)	1:16.43 [4] (0:12.70)	1:03.73 [3] (0:12.93)	0:50.80 [4] (0:12.69)	0:38.11 [4] (0:12.63)	0:25.48 [4] (0:12.80)	0:12.68 [3] (0:12.68)
Average Speed [km/h]	46.9	64.5	63.4	59.6	56.8	56.2	57.1	57.0	56.4	56.7
Top Speed [km/h]	65.4	65.5	65.3	61.3	58.9	57.1	58.2	58.7	57.5	57.5
Avg. Dist. to Rail [m]	3.9	1.0	0.4	1.6	2.5	2.1	1.8	0.5	1.1	1.4
Avg. Stride Freq. [Hz]	2.2	2.3	2.3	2.2	2.2	2.2	2.2	2.2	2.2	2.2
Avg. Stride Length [m]	6.1	7.8	7.8	7.4	7.3	7.2	7.3	7.2	7.2	7.3



- [] Ranking at each section and finish
- .-.- No data available at this section
- NA No data available



Horse/Jockey Name	Super Fair
Final Rank	2
Fastest Section Time (Section)	0:11.08 (1800m)
Top Speed [km/h] (Section)	65.7 (Overall)
Race State	Finished



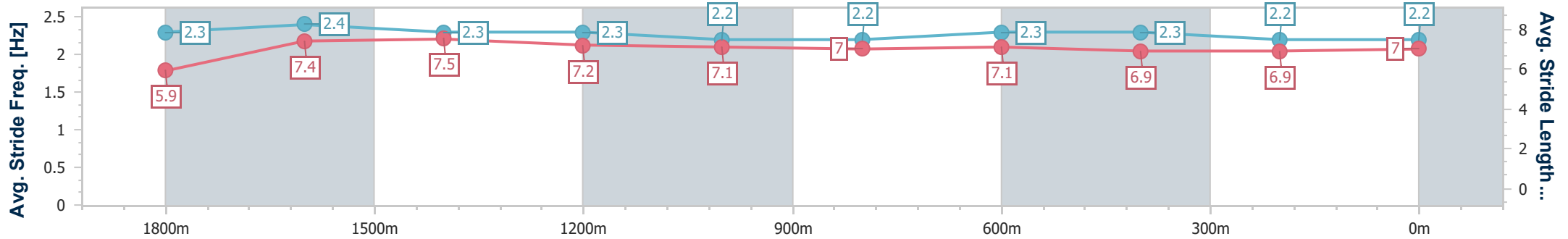
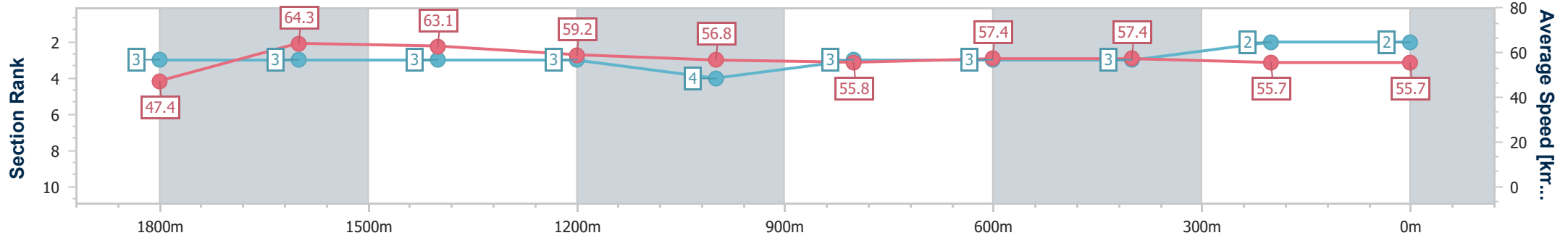
Toowoomba QLD Professional
Race 5: COOPER COMMERCIAL BENCHMARK 60 Handicap - 2000m



16 November 2024 - 20:29

Track Rating: Good 4, Weather: Windy, Rail Position: +3m Entire

Section	Overall	1800m	1600m	1400m	1200m	1000m	800m	600m	400m	200m
Section Times	2:06.66 [2] (0:15.23)	1:51.43 [3] (0:11.08)	1:40.35 [3] (0:11.48)	1:28.87 [3] (0:12.18)	1:16.69 [3] (0:12.76)	1:03.93 [4] (0:12.85)	0:51.08 [3] (0:12.58)	0:38.50 [3] (0:12.56)	0:25.94 [3] (0:12.97)	0:12.97 [2] (0:12.97)
Average Speed [km/h]	47.4	64.3	63.1	59.2	56.8	55.8	57.4	57.4	55.7	55.7
Top Speed [km/h]	65.7	65.5	64.6	60.4	58.0	56.9	58.7	59.0	56.7	56.5
Avg. Dist. to Rail [m]	2.8	1.4	0.6	0.9	1.0	0.2	0.8	0.5	1.4	0.3
Avg. Stride Freq. [Hz]	2.3	2.4	2.3	2.3	2.2	2.2	2.3	2.3	2.2	2.2
Avg. Stride Length [m]	5.9	7.4	7.5	7.2	7.1	7.0	7.1	6.9	6.9	7.0



- [] Ranking at each section and finish
- .-.- No data available at this section
- NA No data available



Horse/Jockey Name	Onomatopoeia
Final Rank	3
Fastest Section Time (Section)	0:10.75 (1800m)
Top Speed [km/h] (Section)	67.8 (1800m)
Race State	Finished



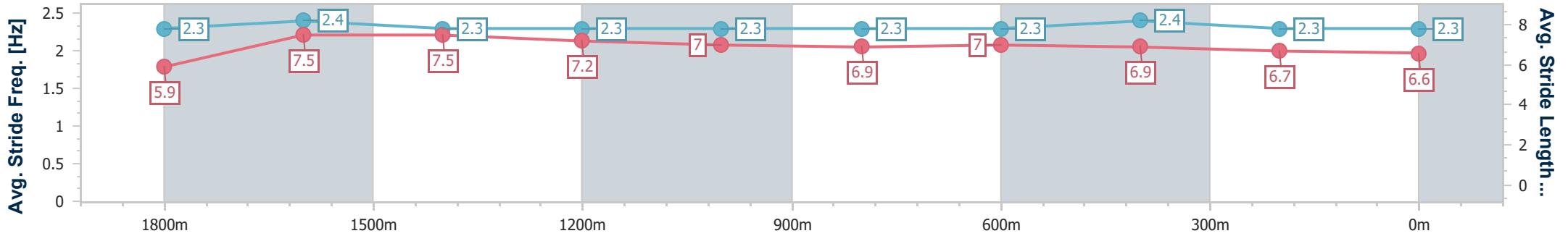
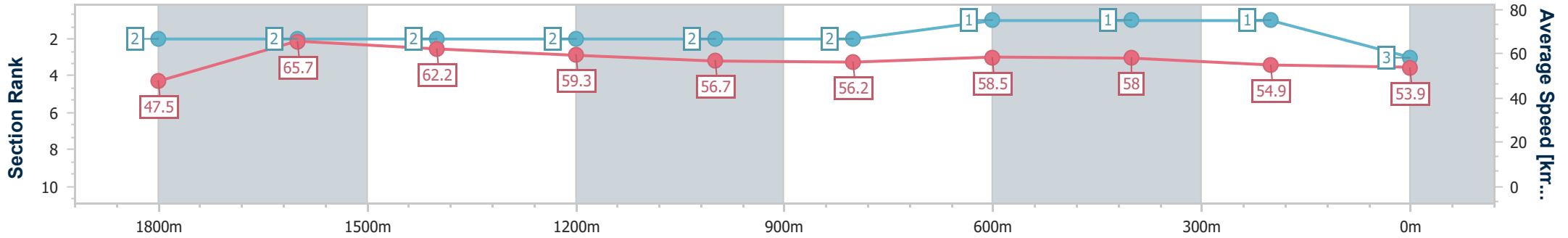
Toowoomba QLD Professional
Race 5: COOPER COMMERCIAL BENCHMARK 60 Handicap - 2000m



16 November 2024 - 20:29

Track Rating: Good 4, Weather: Windy, Rail Position: +3m Entire

Section	Overall	1800m	1600m	1400m	1200m	1000m	800m	600m	400m	200m
Section Times	2:06.70 [3] (0:15.18)	1:51.52 [2] (0:10.75)	1:40.77 [2] (0:11.57)	1:29.20 [2] (0:12.25)	1:16.95 [2] (0:12.72)	1:04.23 [2] (0:12.94)	0:51.29 [2] (0:12.41)	0:38.88 [1] (0:12.45)	0:26.43 [1] (0:13.06)	0:13.37 [1] (0:13.37)
Average Speed [km/h]	47.5	65.7	62.2	59.3	56.7	56.2	58.5	58.0	54.9	53.9
Top Speed [km/h]	66.6	67.8	64.4	61.5	58.1	56.8	59.4	59.8	57.1	54.1
Avg. Dist. to Rail [m]	5.2	3.5	0.7	2.0	2.4	2.5	1.9	1.1	1.1	2.5
Avg. Stride Freq. [Hz]	2.3	2.4	2.3	2.3	2.3	2.3	2.3	2.4	2.3	2.3
Avg. Stride Length [m]	5.9	7.5	7.5	7.2	7.0	6.9	7.0	6.9	6.7	6.6



- [] Ranking at each section and finish
- .-.- No data available at this section
- NA No data available



Horse/Jockey Name	Del Campo
Final Rank	4
Fastest Section Time (Section)	0:11.21 (1800m)
Top Speed [km/h] (Section)	64.7 (1600m)
Race State	Finished



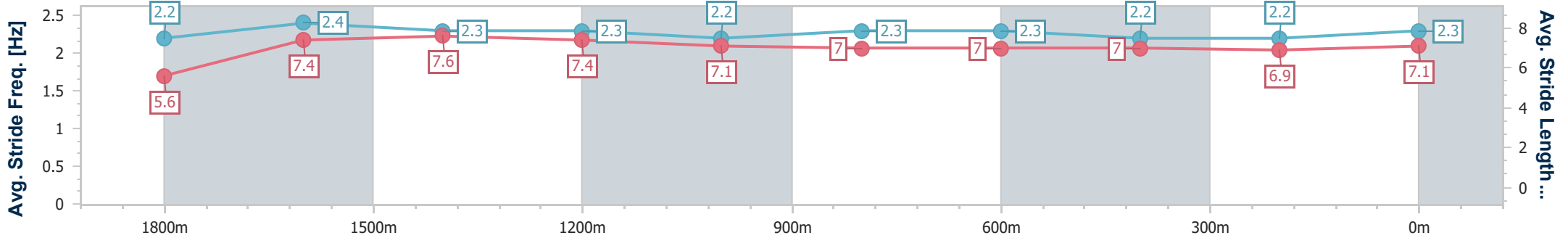
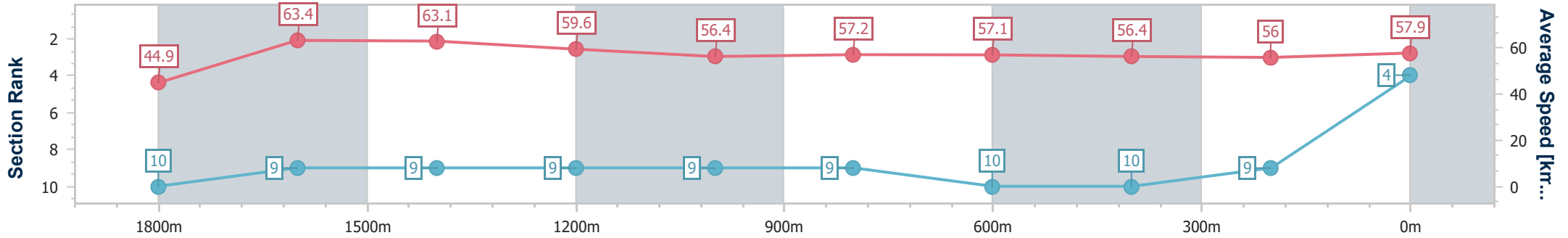
Toowoomba QLD Professional
Race 5: COOPER COMMERCIAL BENCHMARK 60 Handicap - 2000m



16 November 2024 - 20:29

Track Rating: Good 4, Weather: Windy, Rail Position: +3m Entire

Section	Overall	1800m	1600m	1400m	1200m	1000m	800m	600m	400m	200m
Section Times	2:07.02 [4] (0:16.09)	1:50.93 [10] (0:11.21)	1:39.72 [9] (0:11.37)	1:28.35 [9] (0:12.14)	1:16.21 [9] (0:12.83)	1:03.38 [9] (0:12.57)	0:50.81 [9] (0:12.70)	0:38.11 [10] (0:12.77)	0:25.34 [10] (0:12.93)	0:12.41 [9] (0:12.41)
Average Speed [km/h]	44.9	63.4	63.1	59.6	56.4	57.2	57.1	56.4	56.0	57.9
Top Speed [km/h]	62.6	64.5	64.7	61.7	57.6	59.2	58.4	58.5	57.7	58.5
Avg. Dist. to Rail [m]	5.1	2.6	0.5	1.5	1.7	0.4	1.6	0.5	1.9	2.4
Avg. Stride Freq. [Hz]	2.2	2.4	2.3	2.3	2.2	2.3	2.3	2.2	2.2	2.3
Avg. Stride Length [m]	5.6	7.4	7.6	7.4	7.1	7.0	7.0	7.0	6.9	7.1



- [] Ranking at each section and finish
- .-.- No data available at this section
- NA No data available



Horse/Jockey Name	Flying Rothe
Final Rank	5
Fastest Section Time (Section)	0:11.38 (1600m)
Top Speed [km/h] (Section)	64.9 (1600m)
Race State	Finished



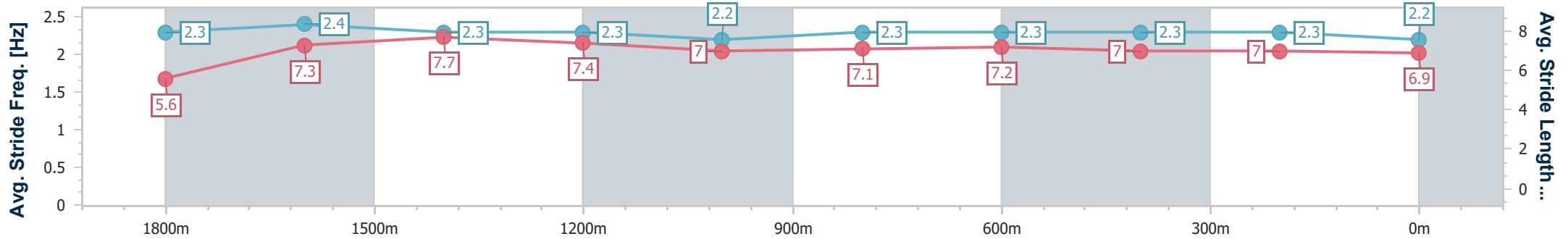
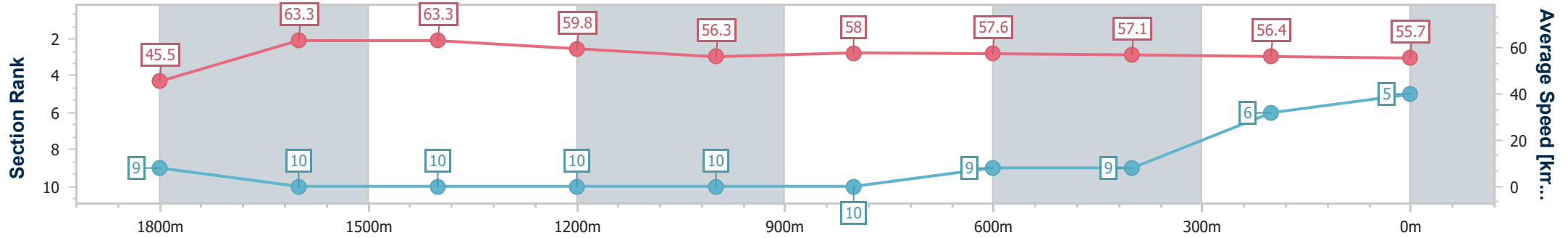
Toowoomba QLD Professional
Race 5: COOPER COMMERCIAL BENCHMARK 60 Handicap - 2000m



16 November 2024 - 20:29

Track Rating: Good 4, Weather: Windy, Rail Position: +3m Entire

Section	Overall	1800m	1600m	1400m	1200m	1000m	800m	600m	400m	200m
Section Times	2:07.35 [5] (0:15.91)	1:51.44 [9] (0:11.40)	1:40.04 [10] (0:11.38)	1:28.66 [10] (0:12.21)	1:16.45 [10] (0:12.83)	1:03.62 [10] (0:12.54)	0:51.08 [10] (0:12.56)	0:38.52 [9] (0:12.71)	0:25.81 [9] (0:12.87)	0:12.94 [6] (0:12.94)
Average Speed [km/h]	45.5	63.3	63.3	59.8	56.3	58.0	57.6	57.1	56.4	55.7
Top Speed [km/h]	62.4	64.7	64.9	62.4	58.7	58.9	58.2	58.4	57.5	57.2
Avg. Dist. to Rail [m]	6.0	0.4	1.2	2.5	3.3	2.4	1.6	1.6	2.7	1.4
Avg. Stride Freq. [Hz]	2.3	2.4	2.3	2.3	2.2	2.3	2.3	2.3	2.3	2.2
Avg. Stride Length [m]	5.6	7.3	7.7	7.4	7.0	7.1	7.2	7.0	7.0	6.9



- [] Ranking at each section and finish
- .-.- No data available at this section
- NA No data available



Horse/Jockey Name	Termite
Final Rank	6
Fastest Section Time (Section)	0:11.08 (1800m)
Top Speed [km/h] (Section)	64.4 (1800m)
Race State	Finished



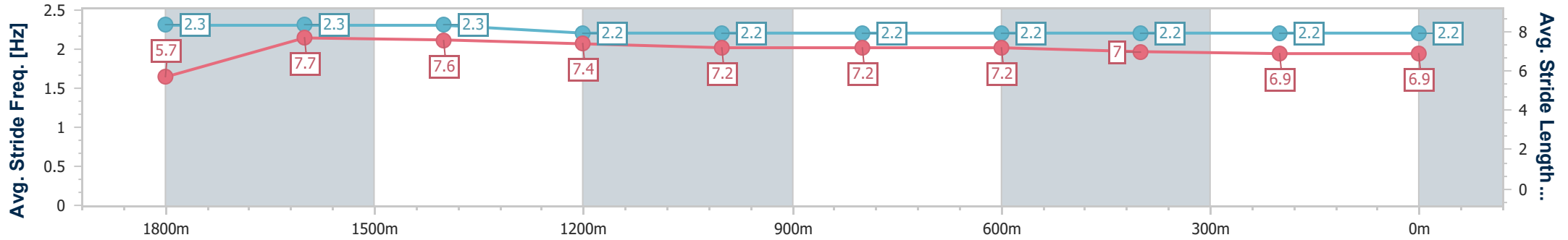
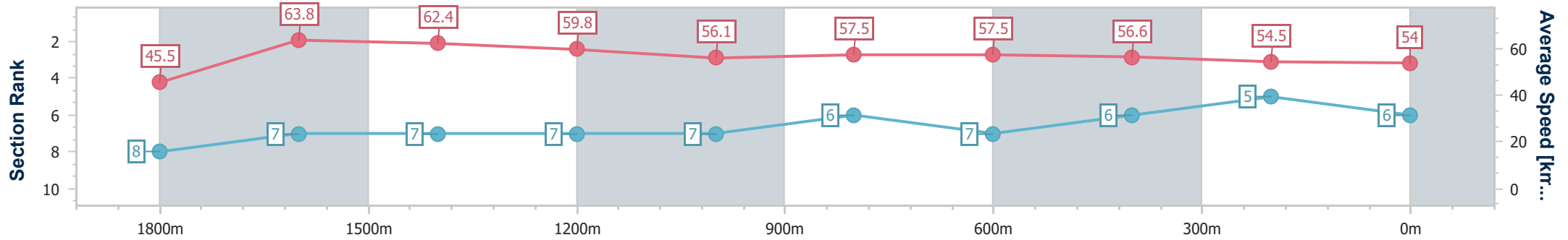
Toowoomba QLD Professional
Race 5: COOPER COMMERCIAL BENCHMARK 60 Handicap - 2000m



16 November 2024 - 20:29

Track Rating: Good 4, Weather: Windy, Rail Position: +3m Entire

Section	Overall	1800m	1600m	1400m	1200m	1000m	800m	600m	400m	200m
Section Times	2:07.74 [6] (0:15.85)	1:51.89 [8] (0:11.08)	1:40.81 [7] (0:11.44)	1:29.37 [7] (0:12.11)	1:17.26 [7] (0:12.83)	1:04.43 [7] (0:12.66)	0:51.77 [6] (0:12.61)	0:39.16 [7] (0:12.68)	0:26.48 [6] (0:13.14)	0:13.34 [5] (0:13.34)
Average Speed [km/h]	45.5	63.8	62.4	59.8	56.1	57.5	57.5	56.6	54.5	54.0
Top Speed [km/h]	63.0	64.4	63.5	62.5	58.8	58.2	58.3	58.0	55.7	55.9
Avg. Dist. to Rail [m]	4.6	3.7	1.8	1.4	2.1	2.5	1.5	0.9	0.6	0.5
Avg. Stride Freq. [Hz]	2.3	2.3	2.3	2.2	2.2	2.2	2.2	2.2	2.2	2.2
Avg. Stride Length [m]	5.7	7.7	7.6	7.4	7.2	7.2	7.2	7.0	6.9	6.9



- [] Ranking at each section and finish
- .-.- No data available at this section
- NA No data available



Horse/Jockey Name	Radegast
Final Rank	7
Fastest Section Time (Section)	0:11.41 (1600m)
Top Speed [km/h] (Section)	65.9 (1600m)
Race State	Finished



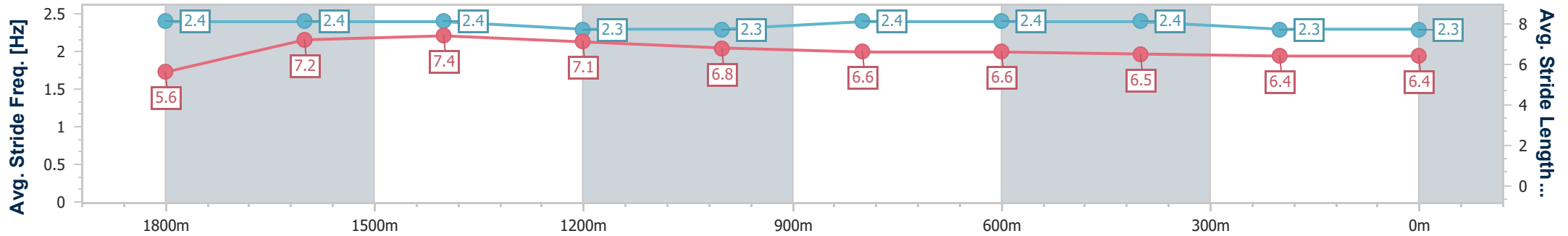
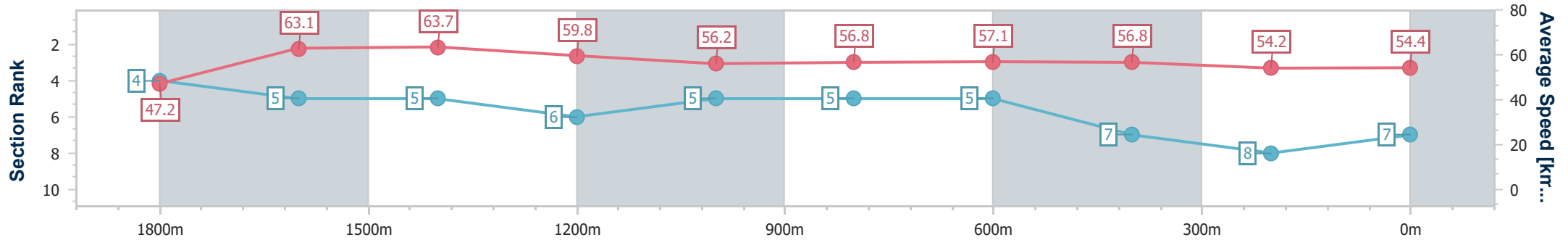
Toowoomba QLD Professional
Race 5: COOPER COMMERCIAL BENCHMARK 60 Handicap - 2000m



16 November 2024 - 20:29

Track Rating: Good 4, Weather: Windy, Rail Position: +3m Entire

Section	Overall	1800m	1600m	1400m	1200m	1000m	800m	600m	400m	200m
Section Times	2:07.83 [7] (0:15.28)	1:52.55 [4] (0:11.44)	1:41.11 [5] (0:11.41)	1:29.70 [5] (0:12.15)	1:17.55 [6] (0:12.82)	1:04.73 [5] (0:12.79)	0:51.94 [5] (0:12.63)	0:39.31 [5] (0:12.75)	0:26.56 [7] (0:13.31)	0:13.25 [8] (0:13.25)
Average Speed [km/h]	47.2	63.1	63.7	59.8	56.2	56.8	57.1	56.8	54.2	54.4
Top Speed [km/h]	65.2	65.1	65.9	60.5	57.8	58.0	58.9	58.9	55.2	55.3
Avg. Dist. to Rail [m]	6.1	1.2	1.8	1.5	1.5	2.0	1.8	1.0	0.7	2.7
Avg. Stride Freq. [Hz]	2.4	2.4	2.4	2.3	2.3	2.4	2.4	2.4	2.3	2.3
Avg. Stride Length [m]	5.6	7.2	7.4	7.1	6.8	6.6	6.6	6.5	6.4	6.4



- [] Ranking at each section and finish
- .-.- No data available at this section
- NA No data available



Horse/Jockey Name	Duma
Final Rank	8
Fastest Section Time (Section)	0:11.26 (1800m)
Top Speed [km/h] (Section)	65.3 (1800m)
Race State	Finished



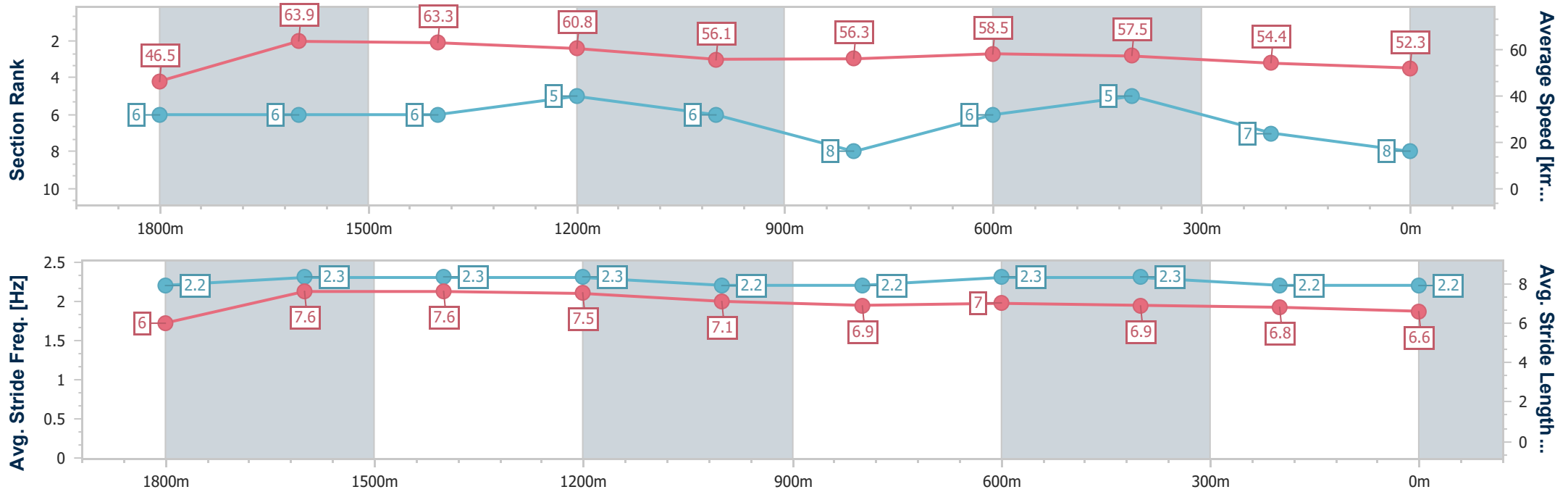
Toowoomba QLD Professional
Race 5: COOPER COMMERCIAL BENCHMARK 60 Handicap - 2000m



16 November 2024 - 20:29

Track Rating: Good 4, Weather: Windy, Rail Position: +3m Entire

Section	Overall	1800m	1600m	1400m	1200m	1000m	800m	600m	400m	200m
Section Times	2:08.16 [8] (0:15.54)	1:52.62 [6] (0:11.26)	1:41.36 [6] (0:11.40)	1:29.96 [6] (0:12.04)	1:17.92 [5] (0:12.87)	1:05.05 [6] (0:12.98)	0:52.07 [8] (0:12.45)	0:39.62 [6] (0:12.59)	0:27.03 [5] (0:13.30)	0:13.73 [7] (0:13.73)
Average Speed [km/h]	46.5	63.9	63.3	60.8	56.1	56.3	58.5	57.5	54.4	52.3
Top Speed [km/h]	64.1	65.3	64.8	62.6	57.4	57.5	59.9	60.1	55.1	54.9
Avg. Dist. to Rail [m]	6.2	0.2	1.2	2.7	3.5	3.6	3.1	1.8	1.2	2.0
Avg. Stride Freq. [Hz]	2.2	2.3	2.3	2.3	2.2	2.2	2.3	2.3	2.2	2.2
Avg. Stride Length [m]	6.0	7.6	7.6	7.5	7.1	6.9	7.0	6.9	6.8	6.6



- [] Ranking at each section and finish
- .-.- No data available at this section
- NA No data available



Horse/Jockey Name	Jenny's Rose
Final Rank	9
Fastest Section Time (Section)	0:10.80 (1800m)
Top Speed [km/h] (Section)	67.6 (1800m)
Race State	Finished



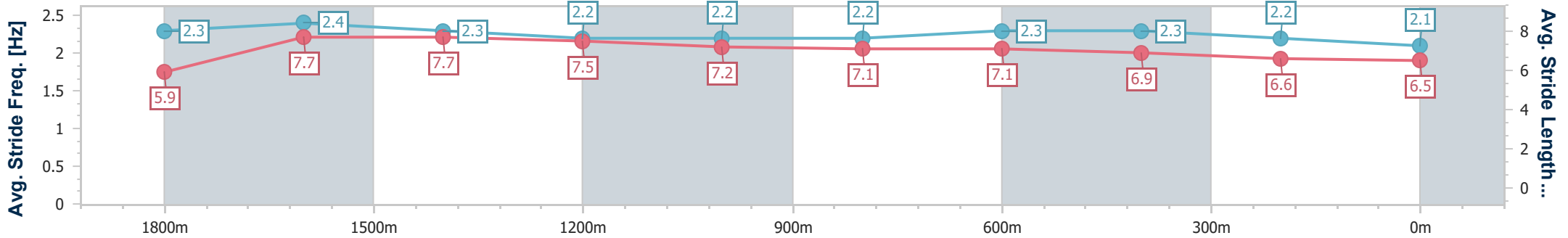
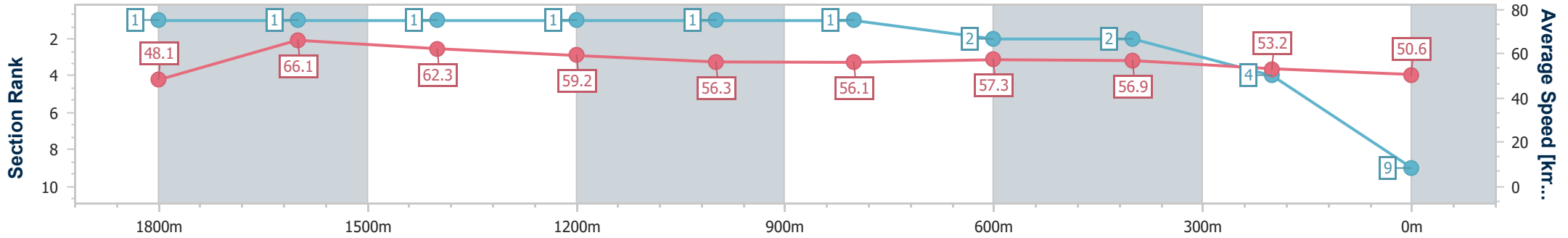
Toowoomba QLD Professional
Race 5: COOPER COMMERCIAL BENCHMARK 60 Handicap - 2000m



16 November 2024 - 20:29

Track Rating: Good 4, Weather: Windy, Rail Position: +3m Entire

Section	Overall	1800m	1600m	1400m	1200m	1000m	800m	600m	400m	200m
Section Times	2:08.27 [9] (0:14.97)	1:53.30 [1] (0:10.80)	1:42.50 [1] (0:11.56)	1:30.94 [1] (0:12.25)	1:18.69 [1] (0:12.80)	1:05.89 [1] (0:12.89)	0:53.00 [1] (0:12.60)	0:40.40 [2] (0:12.64)	0:27.76 [2] (0:13.54)	0:14.22 [4] (0:14.22)
Average Speed [km/h]	48.1	66.1	62.3	59.2	56.3	56.1	57.3	56.9	53.2	50.6
Top Speed [km/h]	67.4	67.6	65.7	60.7	57.8	56.7	58.6	58.6	54.9	51.6
Avg. Dist. to Rail [m]	3.5	1.5	0.6	1.5	2.7	1.5	0.8	0.4	0.4	1.7
Avg. Stride Freq. [Hz]	2.3	2.4	2.3	2.2	2.2	2.2	2.3	2.3	2.2	2.1
Avg. Stride Length [m]	5.9	7.7	7.7	7.5	7.2	7.1	7.1	6.9	6.6	6.5



- [] Ranking at each section and finish
- .-.- No data available at this section
- NA No data available



Horse/Jockey Name	Old Salt
Final Rank	10
Fastest Section Time (Section)	0:11.31 (1800m)
Top Speed [km/h] (Section)	64.6 (1800m)
Race State	Finished



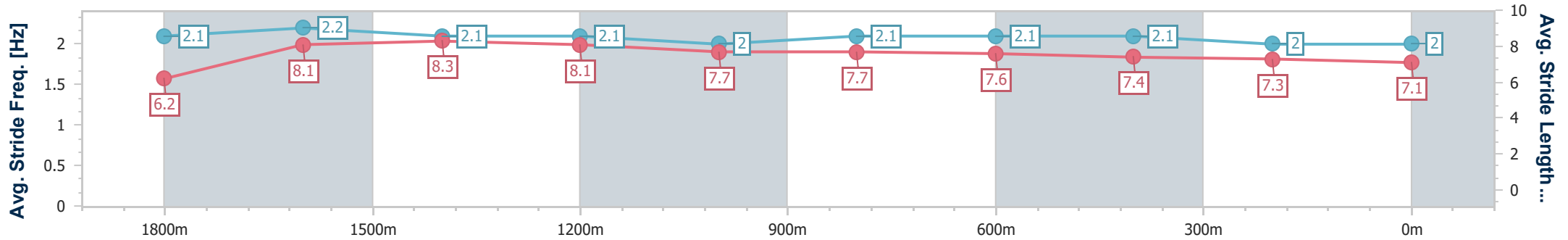
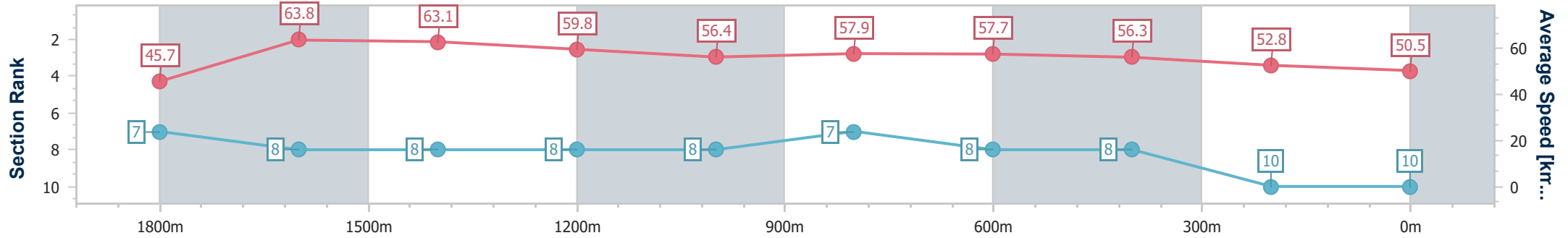
Toowoomba QLD Professional
Race 5: COOPER COMMERCIAL BENCHMARK 60 Handicap - 2000m



16 November 2024 - 20:29

Track Rating: Good 4, Weather: Windy, Rail Position: +3m Entire

Section	Overall	1800m	1600m	1400m	1200m	1000m	800m	600m	400m	200m
Section Times	2:09.31 [10] (0:15.78)	1:53.53 [7] (0:11.31)	1:42.22 [8] (0:11.41)	1:30.81 [8] (0:12.14)	1:18.67 [8] (0:12.79)	1:05.88 [8] (0:12.55)	0:53.33 [7] (0:12.61)	0:40.72 [8] (0:12.85)	0:27.87 [8] (0:13.59)	0:14.28 [10] (0:14.28)
Average Speed [km/h]	45.7	63.8	63.1	59.8	56.4	57.9	57.7	56.3	52.8	50.5
Top Speed [km/h]	63.0	64.6	64.3	61.8	58.1	58.5	58.1	57.9	53.8	51.9
Avg. Dist. to Rail [m]	5.2	0.6	0.5	1.3	2.2	2.5	2.5	1.3	0.4	0.2
Avg. Stride Freq. [Hz]	2.1	2.2	2.1	2.1	2.0	2.1	2.1	2.1	2.0	2.0
Avg. Stride Length [m]	6.2	8.1	8.3	8.1	7.7	7.7	7.6	7.4	7.3	7.1



- [] Ranking at each section and finish
- .-.- No data available at this section
- NA No data available