



Toowoomba QLD Professional

Race 6: EMPIRE OF JAPAN QTIS Three-Year-Old Maiden Handicap - 1200m

16 November 2024 - 21:03



Track Rating: Good 4, Weather: Showers, Rail Position: +3m Entire

Section		Overall	1000m	800m	600m	400m	200m	Last 600m					
Field Times		1:14.25 (0:14.13)	1:00.12 (0:11.57)	0:48.55 (0:12.11)	0:36.44 (0:12.38)	0:24.06 (0:11.98)	0:12.08 (0:12.08)	0:36.44					
Rank	TAB Horse/Jockey	Barrier	Top Speed [km/h]	Fastest Section	Margin								Distance Travelled [m]
1	9 ZHENG YOU Montanna Savva	4	64.6	0:11.54	1:14.25 [1] (0:14.24)	1:00.01 [3] (0:11.54)	0:48.47 [2] (0:12.03)	0:36.44 [1] (0:12.38)	0:24.06 [1] (0:11.98)	0:12.08 [1] (0:12.08)	1:14.25	0:36.44	
2	6 LOVE 'N' ROCKETS Les Tilley	1	65.9	0:11.35	1:14.32 [2] (0:14.56)	0:59.76 [7] (0:11.35)	0:48.41 [4] (0:12.18)	0:36.23 [4] (0:12.34)	0:23.89 [4] (0:12.09)	0:11.80 [3] (0:11.80)	0.3L	0:36.23	-4
3	1 COLONEL PARKER Justin Stanley	6	65.8	0:11.57	1:14.47 [3] (0:14.13)	1:00.34 [1] (0:11.57)	0:48.77 [1] (0:12.12)	0:36.65 [2] (0:12.43)	0:24.22 [3] (0:12.16)	0:12.06 [2] (0:12.06)	1.1L	0:36.65	-2
4	10 CHAMPAGNE TOWER Kenji Yoshida	8	65.4	0:11.62	1:14.60 [4] (0:14.44)	1:00.16 [6] (0:11.82)	0:48.34 [6] (0:12.13)	0:36.21 [7] (0:12.63)	0:23.58 [9] (0:11.96)	0:11.62 [9] (0:11.62)	1.9L	0:36.21	+5
5	11 GREAT ANGLES Nozi Tomizawa	5	65.3	0:11.76	1:14.84 [5] (0:14.18)	1:00.66 [2] (0:11.76)	0:48.90 [5] (0:12.19)	0:36.71 [5] (0:12.41)	0:24.30 [5] (0:12.26)	0:12.04 [6] (0:12.04)	3.2L	0:36.71	+5
6	5 MISSION POSSIBLE Nathan Fazackerley	9	63.6	0:11.59	1:14.86 [6] (0:14.77)	1:00.09 [8] (0:11.59)	0:48.50 [8] (0:12.25)	0:36.25 [8] (0:12.29)	0:23.96 [8] (0:12.05)	0:11.91 [8] (0:11.91)	3.3L	0:36.25	+0
7	2 EVERYWHERE Dylan Bennett	3	64.4	0:11.48	1:14.87 [7] (0:14.78)	1:00.09 [9] (0:11.48)	0:48.61 [7] (0:11.92)	0:36.69 [6] (0:12.38)	0:24.31 [6] (0:12.17)	0:12.14 [5] (0:12.14)	3.4L	0:36.69	-4
8	3 EXTOL Rob Thorburn	2	66.9	0:11.98	1:15.29 [8] (0:14.43)	1:00.86 [5] (0:11.99)	0:48.87 [9] (0:12.22)	0:36.65 [9] (0:12.22)	0:24.43 [7] (0:11.98)	0:12.45 [7] (0:12.45)	5.7L	0:36.65	+2
9	12 SHE'S GOT GRACE Karl Zechner	7	65.7	0:11.48	1:16.10 [9] (0:14.35)	1:01.75 [4] (0:11.48)	0:50.27 [3] (0:12.05)	0:38.22 [3] (0:12.35)	0:25.87 [2] (0:12.48)	0:13.39 [4] (0:13.39)	10.5L	0:38.22	+6

Scratched: She's Still Carmen (#7), Sunshine Sally (#8), Three Tees (#4)

[] Ranking at each section and finish
 -:-:- No data available at this section
 NA No data available

SCN Saddle cloth number
 DNF Did not finish
 DNT Did not track



Horse/Jockey Name	Zheng You
Final Rank	1
Fastest Section Time (Section)	0:11.54 (1000m)
Top Speed [km/h] (Section)	64.6 (Overall)
Race State	Finished



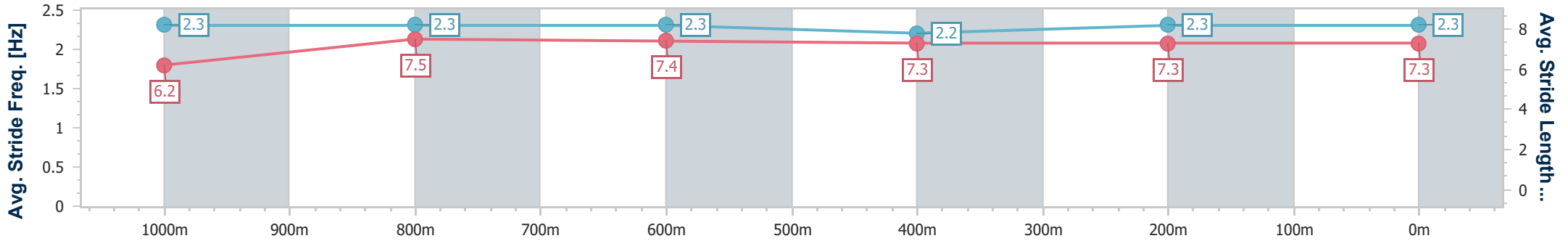
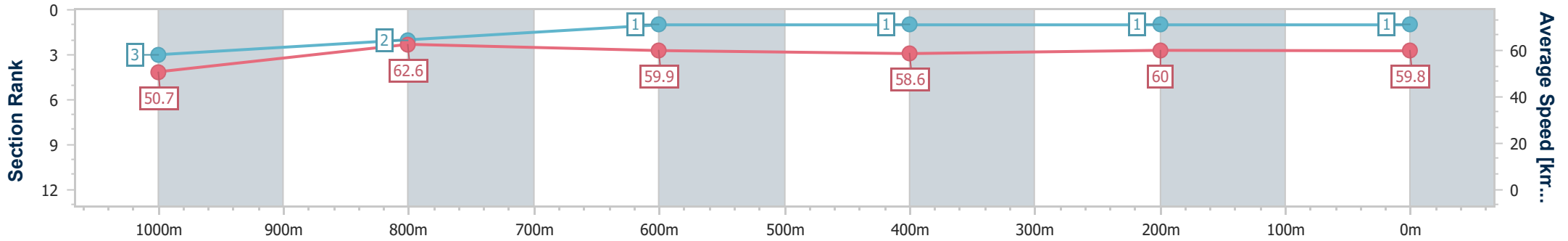
Toowoomba QLD Professional
Race 6: EMPIRE OF JAPAN QTIS Three-Year-Old Maiden
Handicap - 1200m



16 November 2024 - 21:03

Track Rating: Good 4, Weather: Showers, Rail Position: +3m Entire

Section	Overall	1000m	800m	600m	400m	200m
Section Times	1:14.25 [1] (0:14.24)	1:00.01 [3] (0:11.54)	0:48.47 [2] (0:12.03)	0:36.44 [1] (0:12.38)	0:24.06 [1] (0:11.98)	0:12.08 [1] (0:12.08)
Average Speed [km/h]	50.7	62.6	59.9	58.6	60.0	59.8
Top Speed [km/h]	64.6	64.3	60.5	59.9	60.9	60.9
Avg. Dist. to Rail [m]	1.9	0.4	1.5	1.2	0.3	0.5
Avg. Stride Freq. [Hz]	2.3	2.3	2.3	2.2	2.3	2.3
Avg. Stride Length [m]	6.2	7.5	7.4	7.3	7.3	7.3



- [] Ranking at each section and finish
- .-.- No data available at this section
- NA No data available



Horse/Jockey Name	Love 'N' Rockets
Final Rank	2
Fastest Section Time (Section)	0:11.35 (1000m)
Top Speed [km/h] (Section)	65.9 (Overall)
Race State	Finished



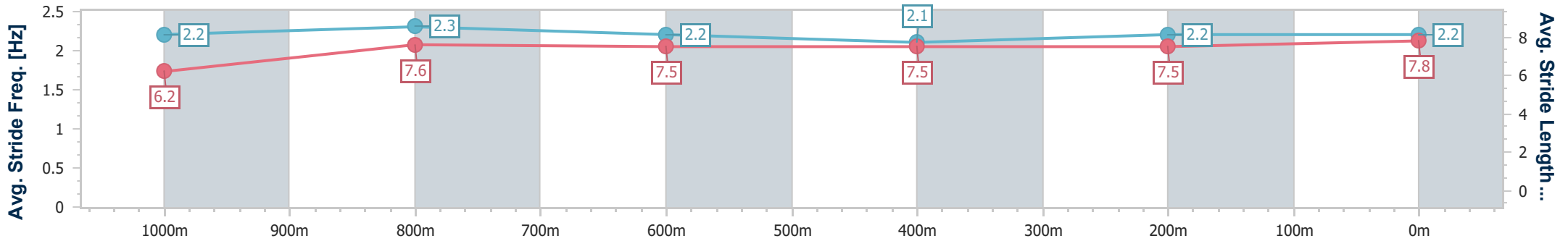
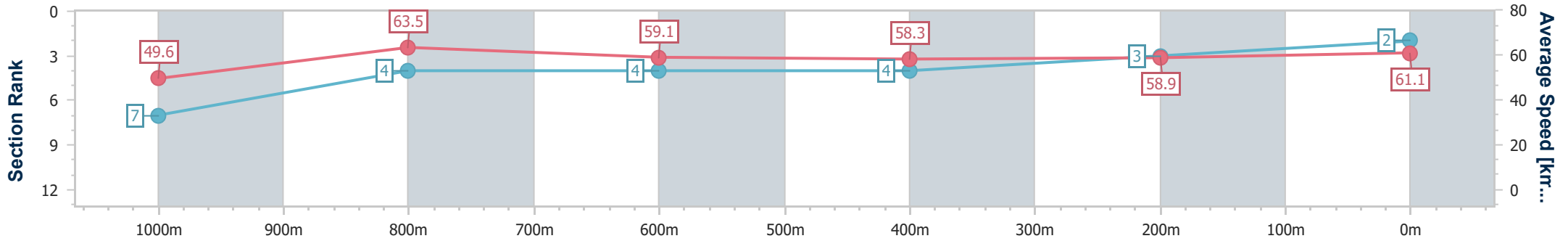
Toowoomba QLD Professional
Race 6: EMPIRE OF JAPAN QTIS Three-Year-Old Maiden
Handicap - 1200m



16 November 2024 - 21:03

Track Rating: Good 4, Weather: Showers, Rail Position: +3m Entire

Section	Overall	1000m	800m	600m	400m	200m
Section Times	1:14.32 [2] (0:14.56)	0:59.76 [7] (0:11.35)	0:48.41 [4] (0:12.18)	0:36.23 [4] (0:12.34)	0:23.89 [4] (0:12.09)	0:11.80 [3] (0:11.80)
Average Speed [km/h]	49.6	63.5	59.1	58.3	58.9	61.1
Top Speed [km/h]	65.9	64.5	61.0	61.0	60.4	61.6
Avg. Dist. to Rail [m]	2.0	0.6	0.7	0.8	2.5	1.4
Avg. Stride Freq. [Hz]	2.2	2.3	2.2	2.1	2.2	2.2
Avg. Stride Length [m]	6.2	7.6	7.5	7.5	7.5	7.8



- [] Ranking at each section and finish
- .-.- No data available at this section
- NA No data available



Horse/Jockey Name	Colonel Parker
Final Rank	3
Fastest Section Time (Section)	0:11.57 (1000m)
Top Speed [km/h] (Section)	65.8 (1000m)
Race State	Finished



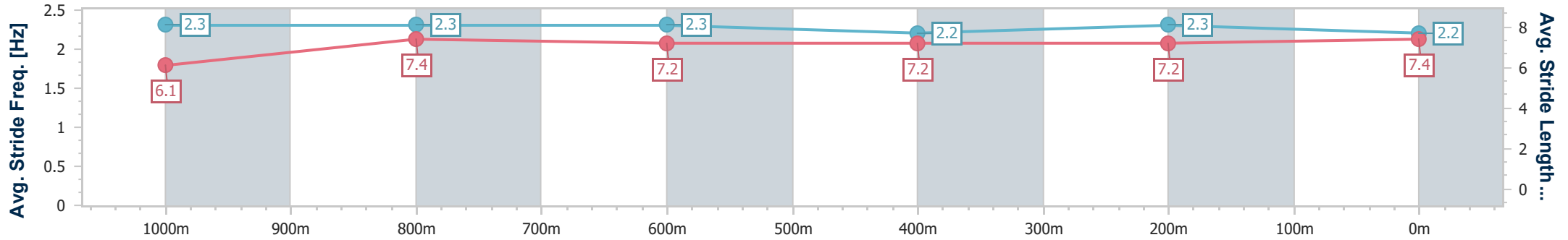
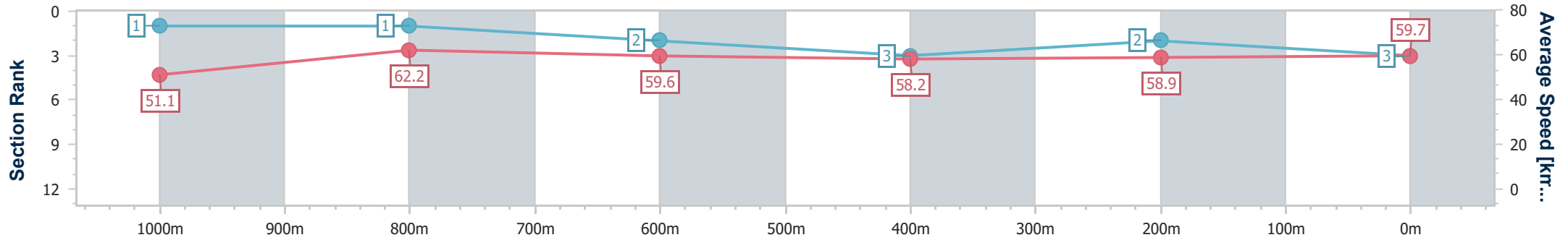
Toowoomba QLD Professional
Race 6: EMPIRE OF JAPAN QTIS Three-Year-Old Maiden
Handicap - 1200m



16 November 2024 - 21:03

Track Rating: Good 4, Weather: Showers, Rail Position: +3m Entire

Section	Overall	1000m	800m	600m	400m	200m
Section Times	1:14.47 [3] (0:14.13)	1:00.34 [1] (0:11.57)	0:48.77 [1] (0:12.12)	0:36.65 [2] (0:12.43)	0:24.22 [3] (0:12.16)	0:12.06 [2] (0:12.06)
Average Speed [km/h]	51.1	62.2	59.6	58.2	58.9	59.7
Top Speed [km/h]	65.2	65.8	60.7	59.8	59.6	60.2
Avg. Dist. to Rail [m]	5.4	0.5	1.9	1.1	1.9	2.9
Avg. Stride Freq. [Hz]	2.3	2.3	2.3	2.2	2.3	2.2
Avg. Stride Length [m]	6.1	7.4	7.2	7.2	7.2	7.4



- [] Ranking at each section and finish
- .-.- No data available at this section
- NA No data available



Horse/Jockey Name	Champagne Tower
Final Rank	4
Fastest Section Time (Section)	0:11.62 (200m)
Top Speed [km/h] (Section)	65.4 (Overall)
Race State	Finished



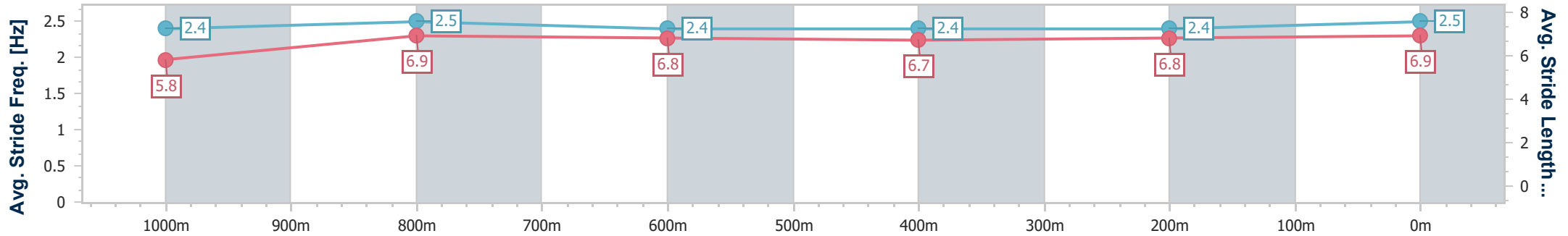
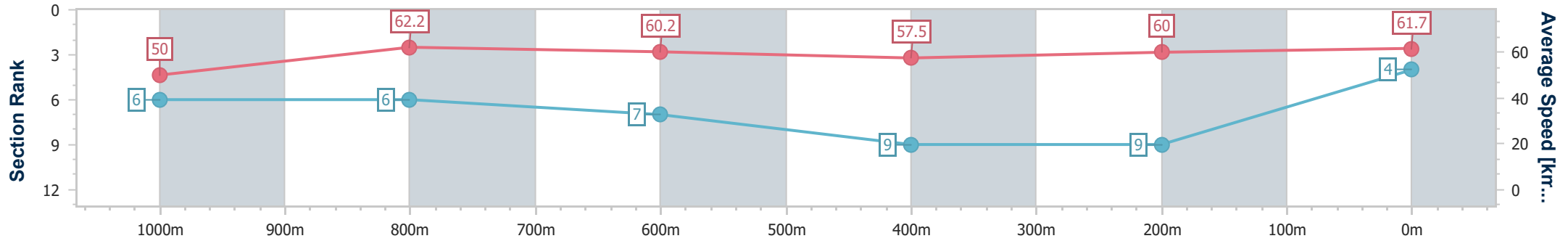
Toowoomba QLD Professional
Race 6: EMPIRE OF JAPAN QTIS Three-Year-Old Maiden Handicap - 1200m



16 November 2024 - 21:03

Track Rating: Good 4, Weather: Showers, Rail Position: +3m Entire

Section	Overall	1000m	800m	600m	400m	200m
Section Times	1:14.60 [4] (0:14.44)	1:00.16 [6] (0:11.82)	0:48.34 [6] (0:12.13)	0:36.21 [7] (0:12.63)	0:23.58 [9] (0:11.96)	0:11.62 [9] (0:11.62)
Average Speed [km/h]	50.0	62.2	60.2	57.5	60.0	61.7
Top Speed [km/h]	65.4	64.2	61.4	60.0	61.1	62.9
Avg. Dist. to Rail [m]	10.7	6.6	3.5	2.1	1.3	0.3
Avg. Stride Freq. [Hz]	2.4	2.5	2.4	2.4	2.4	2.5
Avg. Stride Length [m]	5.8	6.9	6.8	6.7	6.8	6.9



- [] Ranking at each section and finish
- .-.- No data available at this section
- NA No data available



Horse/Jockey Name	Great Angles
Final Rank	5
Fastest Section Time (Section)	0:11.76 (1000m)
Top Speed [km/h] (Section)	65.3 (Overall)
Race State	Finished



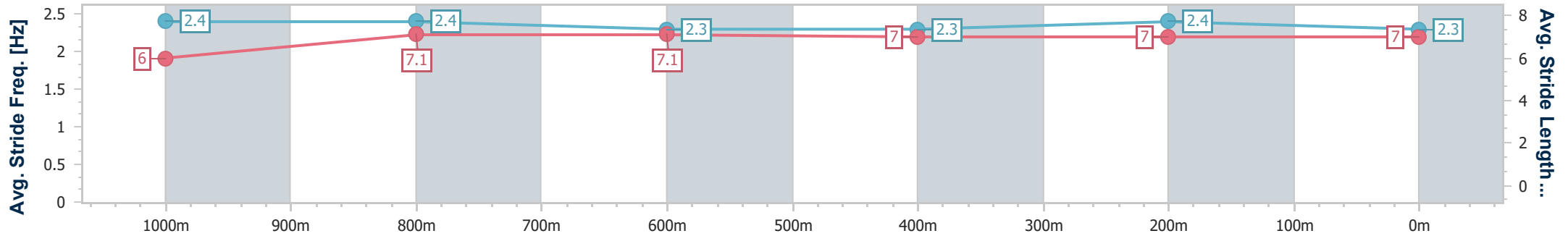
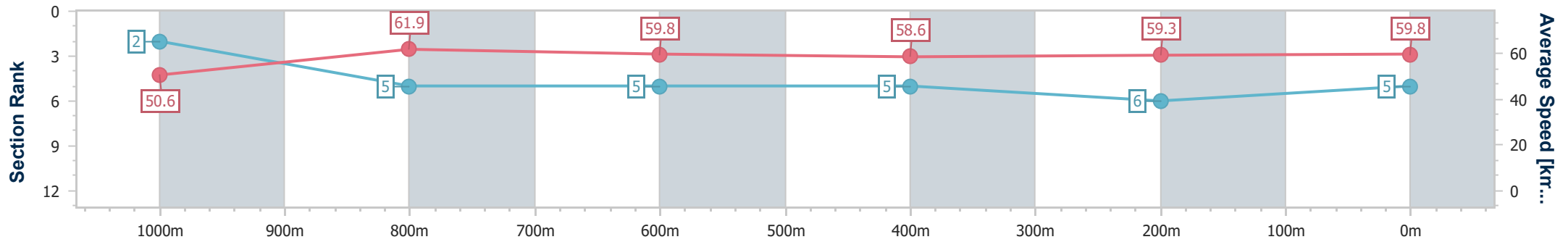
Toowoomba QLD Professional
Race 6: EMPIRE OF JAPAN QTIS Three-Year-Old Maiden
Handicap - 1200m



16 November 2024 - 21:03

Track Rating: Good 4, Weather: Showers, Rail Position: +3m Entire

Section	Overall	1000m	800m	600m	400m	200m
Section Times	1:14.84 [5] (0:14.18)	1:00.66 [2] (0:11.76)	0:48.90 [5] (0:12.19)	0:36.71 [5] (0:12.41)	0:24.30 [5] (0:12.26)	0:12.04 [6] (0:12.04)
Average Speed [km/h]	50.6	61.9	59.8	58.6	59.3	59.8
Top Speed [km/h]	65.3	65.1	62.3	60.6	60.2	60.1
Avg. Dist. to Rail [m]	5.4	2.8	3.2	1.9	2.2	2.8
Avg. Stride Freq. [Hz]	2.4	2.4	2.3	2.3	2.4	2.3
Avg. Stride Length [m]	6.0	7.1	7.1	7.0	7.0	7.0



- [] Ranking at each section and finish
- .-.- No data available at this section
- NA No data available



Horse/Jockey Name	Mission Possible
Final Rank	6
Fastest Section Time (Section)	0:11.59 (1000m)
Top Speed [km/h] (Section)	63.6 (1000m)
Race State	Finished



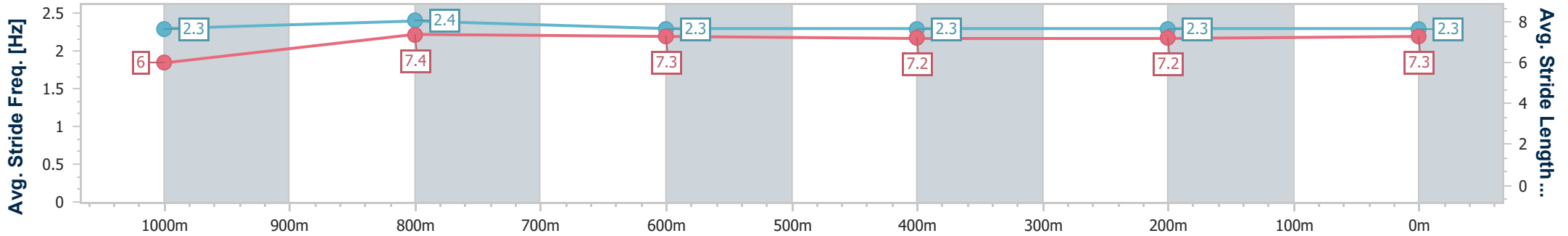
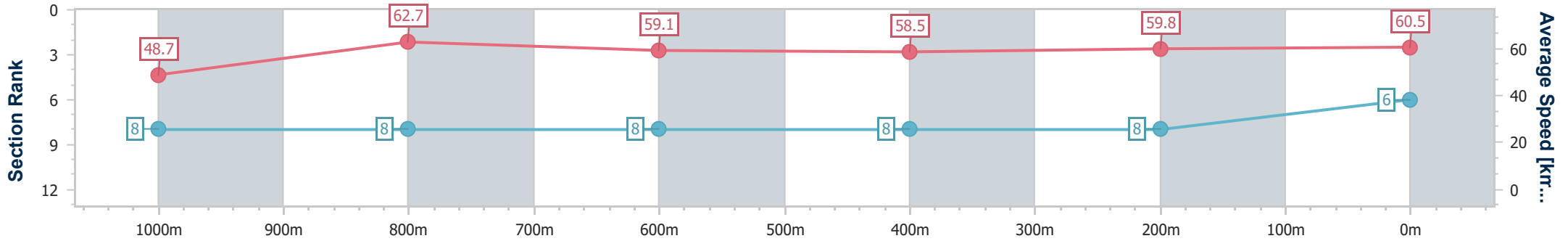
Toowoomba QLD Professional
Race 6: EMPIRE OF JAPAN QTIS Three-Year-Old Maiden
Handicap - 1200m



16 November 2024 - 21:03

Track Rating: Good 4, Weather: Showers, Rail Position: +3m Entire

Section	Overall	1000m	800m	600m	400m	200m
Section Times	1:14.86 [6] (0:14.77)	1:00.09 [8] (0:11.59)	0:48.50 [8] (0:12.25)	0:36.25 [8] (0:12.29)	0:23.96 [8] (0:12.05)	0:11.91 [8] (0:11.91)
Average Speed [km/h]	48.7	62.7	59.1	58.5	59.8	60.5
Top Speed [km/h]	63.5	63.6	62.7	60.5	61.0	60.9
Avg. Dist. to Rail [m]	6.4	2.4	1.4	0.7	1.2	2.4
Avg. Stride Freq. [Hz]	2.3	2.4	2.3	2.3	2.3	2.3
Avg. Stride Length [m]	6.0	7.4	7.3	7.2	7.2	7.3



- [] Ranking at each section and finish
- .-.- No data available at this section
- NA No data available



Horse/Jockey Name	Everywhere
Final Rank	7
Fastest Section Time (Section)	0:11.48 (1000m)
Top Speed [km/h] (Section)	64.4 (Overall)
Race State	Finished



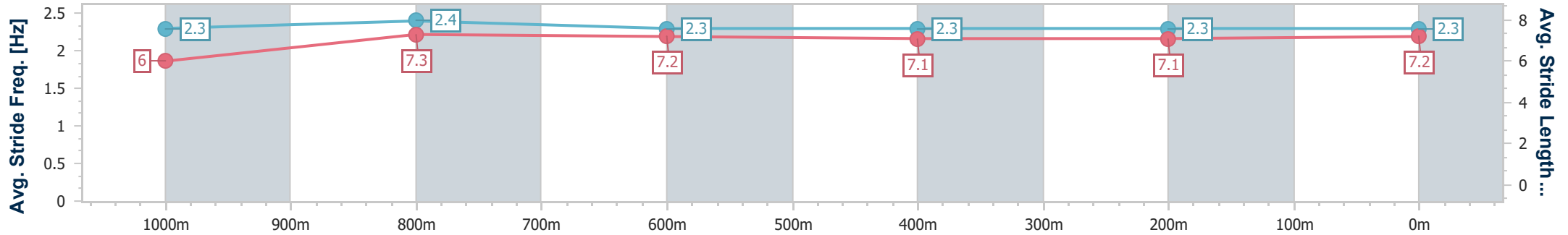
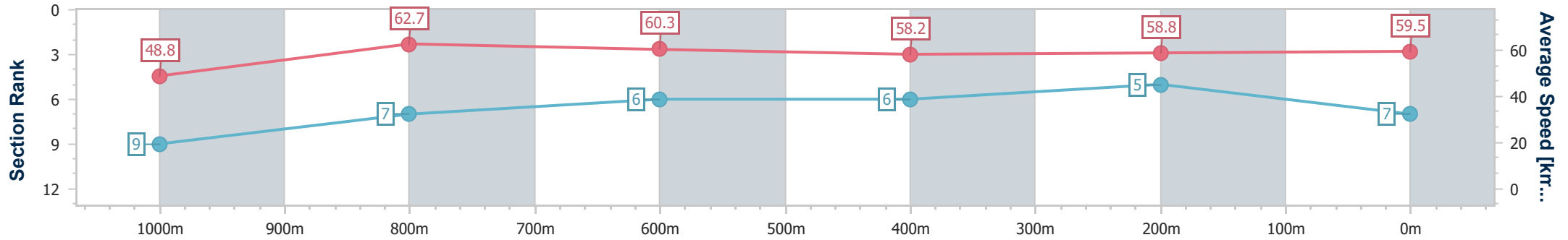
Toowoomba QLD Professional
Race 6: EMPIRE OF JAPAN QTIS Three-Year-Old Maiden
Handicap - 1200m



16 November 2024 - 21:03

Track Rating: Good 4, Weather: Showers, Rail Position: +3m Entire

Section	Overall	1000m	800m	600m	400m	200m
Section Times	1:14.87 [7] (0:14.78)	1:00.09 [9] (0:11.48)	0:48.61 [7] (0:11.92)	0:36.69 [6] (0:12.38)	0:24.31 [6] (0:12.17)	0:12.14 [5] (0:12.14)
Average Speed [km/h]	48.8	62.7	60.3	58.2	58.8	59.5
Top Speed [km/h]	64.4	64.0	62.0	59.4	60.0	60.3
Avg. Dist. to Rail [m]	2.8	0.8	0.8	0.4	1.0	0.6
Avg. Stride Freq. [Hz]	2.3	2.4	2.3	2.3	2.3	2.3
Avg. Stride Length [m]	6.0	7.3	7.2	7.1	7.1	7.2



- [] Ranking at each section and finish
- .-.- No data available at this section
- NA No data available



Horse/Jockey Name	Extol
Final Rank	8
Fastest Section Time (Section)	0:11.98 (400m)
Top Speed [km/h] (Section)	66.9 (1000m)
Race State	Finished



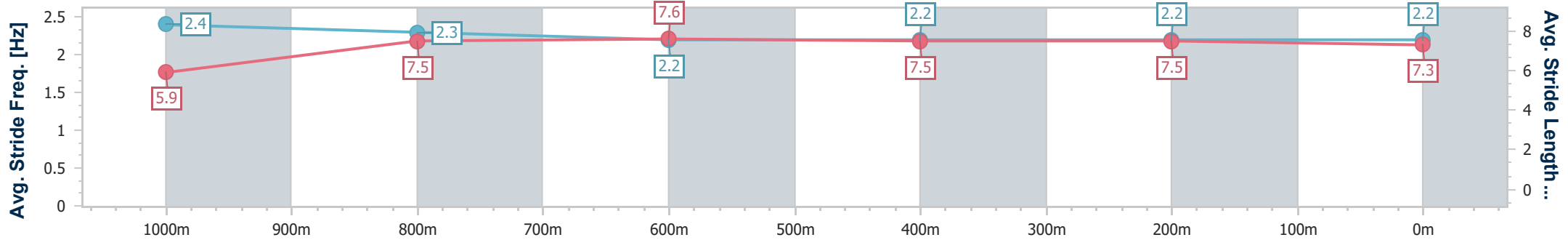
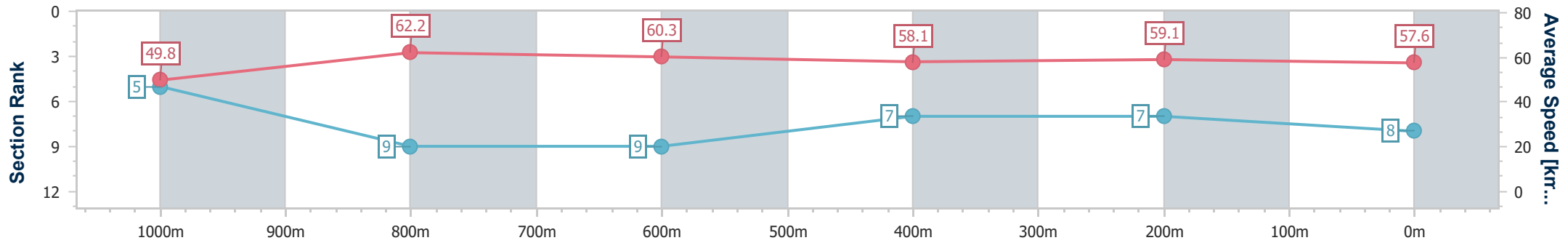
Toowoomba QLD Professional
Race 6: EMPIRE OF JAPAN QTIS Three-Year-Old Maiden
Handicap - 1200m



16 November 2024 - 21:03

Track Rating: Good 4, Weather: Showers, Rail Position: +3m Entire

Section	Overall	1000m	800m	600m	400m	200m
Section Times	1:15.29 [8] (0:14.43)	1:00.86 [5] (0:11.99)	0:48.87 [9] (0:12.22)	0:36.65 [9] (0:12.22)	0:24.43 [7] (0:11.98)	0:12.45 [7] (0:12.45)
Average Speed [km/h]	49.8	62.2	60.3	58.1	59.1	57.6
Top Speed [km/h]	64.6	66.9	63.0	61.0	60.2	61.3
Avg. Dist. to Rail [m]	6.4	8.2	5.4	3.3	4.7	5.4
Avg. Stride Freq. [Hz]	2.4	2.3	2.2	2.2	2.2	2.2
Avg. Stride Length [m]	5.9	7.5	7.6	7.5	7.5	7.3



- [] Ranking at each section and finish
- .-.- No data available at this section
- NA No data available



Horse/Jockey Name	She's Got Grace
Final Rank	9
Fastest Section Time (Section)	0:11.48 (1000m)
Top Speed [km/h] (Section)	65.7 (Overall)
Race State	Finished



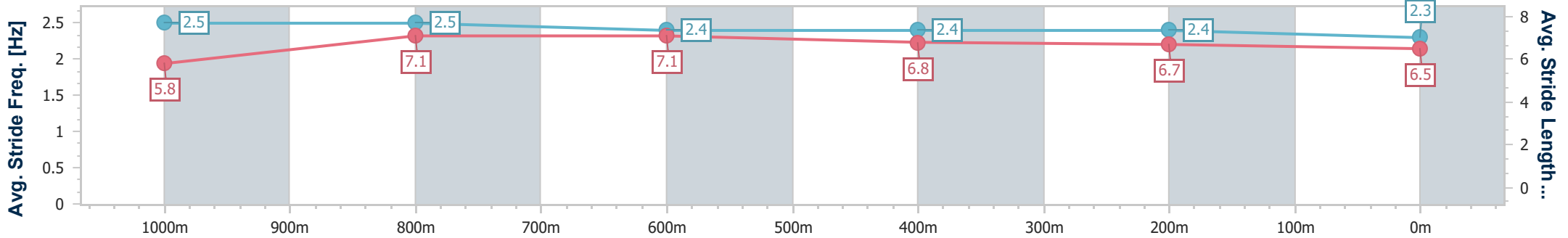
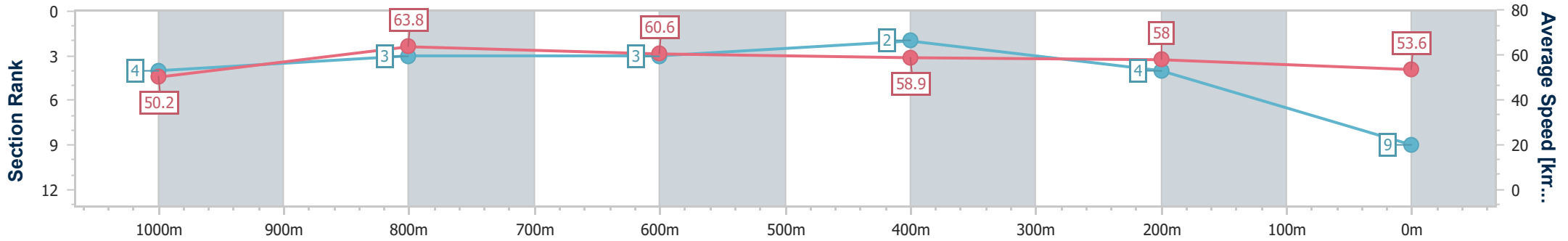
Toowoomba QLD Professional
Race 6: EMPIRE OF JAPAN QTIS Three-Year-Old Maiden
Handicap - 1200m



16 November 2024 - 21:03

Track Rating: Good 4, Weather: Showers, Rail Position: +3m Entire

Section	Overall	1000m	800m	600m	400m	200m
Section Times	1:16.10 [9] (0:14.35)	1:01.75 [4] (0:11.48)	0:50.27 [3] (0:12.05)	0:38.22 [3] (0:12.35)	0:25.87 [2] (0:12.48)	0:13.39 [4] (0:13.39)
Average Speed [km/h]	50.2	63.8	60.6	58.9	58.0	53.6
Top Speed [km/h]	65.7	64.6	62.2	59.9	60.5	56.5
Avg. Dist. to Rail [m]	5.9	3.5	3.5	2.5	1.9	1.2
Avg. Stride Freq. [Hz]	2.5	2.5	2.4	2.4	2.4	2.3
Avg. Stride Length [m]	5.8	7.1	7.1	6.8	6.7	6.5



- [] Ranking at each section and finish
- .-.- No data available at this section
- NA No data available