

Track Rating: Good 4, Weather: Showers, Rail Position: +3m Entire

Section		Overall	1400m	1200m	1000m	800m	600m	400m	Last 600m				
Field Times		1:41.84 (0:15.60)	1:26.24 (0:11.02)	1:15.22 (0:11.65)	1:03.57 (0:12.32)	0:51.25 (0:12.68)	0:38.57 (0:12.82)	0:25.75 (0:12.98)	0:38.57				
Rank	TAB Horse/Jockey	Barrier	Top Speed [km/h]	Fastest Section									Distance Travelled [m]
1	5 JORUM Montanna Savva	6	68.7 1400m	0:11.04 1400m	1:41.84 [1] (0:16.27)	1:25.57 [5] (0:11.04)	1:14.53 [5] (0:11.92)	1:02.61 [4] (0:12.28)	0:50.33 [4] (0:12.28)	0:38.05 [5] (0:12.60)	0:25.45 [4] (0:12.75)	0:38.05	
2	1 NICODEMUS Nozi Tomizawa	3	67.2 Overall	0:11.27 1400m	1:41.89 [2] (0:15.85)	1:26.04 [3] (0:11.27)	1:14.77 [3] (0:11.85)	1:02.92 [3] (0:12.10)	0:50.82 [2] (0:12.20)	0:38.62 [1] (0:12.82)	0:25.80 [1] (0:12.98)	0:38.62	-1
3	3 CUT DIAMONDS Karl Zechner	5	67.3 Overall	0:11.22 1400m	1:42.39 [3] (0:16.08)	1:26.31 [4] (0:11.22)	1:15.09 [4] (0:12.09)	1:03.00 [5] (0:12.14)	0:50.86 [5] (0:12.24)	0:38.62 [4] (0:12.53)	0:26.09 [3] (0:13.09)	0:38.62	-9
4	7 WIFE IS RIGHT Rob Thorburn	4	66.5 Overall	0:11.25 1400m	1:42.89 [4] (0:15.73)	1:27.16 [2] (0:11.25)	1:15.91 [2] (0:11.86)	1:04.05 [2] (0:12.37)	0:51.68 [3] (0:12.29)	0:39.39 [3] (0:12.71)	0:26.68 [2] (0:13.04)	0:39.39	+11
5	6 LEVEL ONE Justin Stanley	2	66.8 Overall	0:11.34 1400m	1:43.38 [5] (0:16.62)	1:26.76 [6] (0:11.34)	1:15.42 [6] (0:11.83)	1:03.59 [6] (0:12.29)	0:51.30 [6] (0:12.43)	0:38.87 [6] (0:12.59)	0:26.28 [6] (0:13.10)	0:38.87	+0
6	4 FITASAFIDDLE Kenji Yoshida	1	69.0 Overall	0:11.02 1400m	1:47.65 [6] (0:15.60)	1:32.05 [1] (0:11.02)	1:21.03 [1] (0:11.65)	1:09.38 [1] (0:12.32)	0:57.06 [1] (0:12.73)	0:44.33 [2] (0:13.38)	0:30.95 [5] (0:14.69)	0:44.33	-7

Scratched: Santos El Halper (#2)



Toowoomba QLD Professional
Race 7: FOCUS HR Maiden Plate - 1625m
16 November 2024 - 21:37



Track Rating: Good 4, Weather: Showers, Rail Position: +3m Entire

Section							200m			Last 600m
Field Times							0:12.77			0:38.57
							(0:12.77)			
Rank	TAB	Horse/Jockey	Barrier	Top Speed [km/h]	Fastest Section	Margin				Distance Travelled [m]
1	5	JORUM	6	68.7	0:11.04	0:12.70 [2]	1:41.84			0:38.05
		Montanna Savva		1400m	1400m	(0:12.70)				
2	1	NICODEMUS	3	67.2	0:11.27	0:12.82 [1]	0.2L			0:38.62
		Nozi Tomizawa		Overall	1400m	(0:12.82)				-1
3	3	CUT DIAMONDS	5	67.3	0:11.22	0:13.00 [4]	3L			0:38.62
		Karl Zechner		Overall	1400m	(0:13.00)				-9
4	7	WIFE IS RIGHT	4	66.5	0:11.25	0:13.64 [3]	5.8L			0:39.39
		Rob Thorburn		Overall	1400m	(0:13.64)				+11
5	6	LEVEL ONE	2	66.8	0:11.34	0:13.18 [5]	8.6L			0:38.87
		Justin Stanley		Overall	1400m	(0:13.18)				+0
6	4	FITASAFIDDLE	1	69.0	0:11.02	0:16.26 [6]	33.6L			0:44.33
		Kenji Yoshida		Overall	1400m	(0:16.26)				-7

Scratched: Santos El Halper (#2)

[] Ranking at each section and finish
 -:-:-:- No data available at this section
 NA No data available

SCN Saddle cloth number
 DNF Did not finish
 DNT Did not track



Horse/Jockey Name	Jorum
Final Rank	1
Fastest Section Time (Section)	0:11.04 (1400m)
Top Speed [km/h] (Section)	68.7 (1400m)
Race State	Finished



Toowoomba QLD Professional

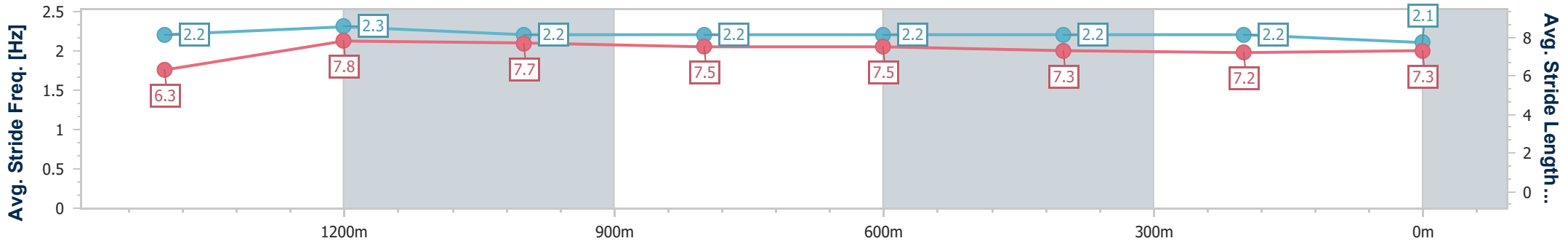
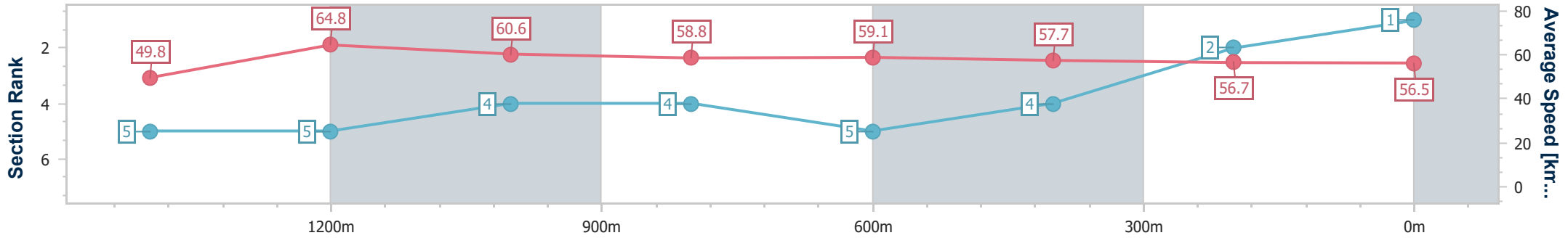
Race 7: FOCUS HR Maiden Plate - 1625m

16 November 2024 - 21:37



Track Rating: Good 4, Weather: Showers, Rail Position: +3m Entire

Section	Overall	1400m	1200m	1000m	800m	600m	400m	200m
Section Times	1:41.84 [1] (0:16.27)	1:25.57 [5] (0:11.04)	1:14.53 [5] (0:11.92)	1:02.61 [4] (0:12.28)	0:50.33 [4] (0:12.28)	0:38.05 [5] (0:12.60)	0:25.45 [4] (0:12.75)	0:12.70 [2] (0:12.70)
Average Speed [km/h]	49.8	64.8	60.6	58.8	59.1	57.7	56.7	56.5
Top Speed [km/h]	68.6	68.7	61.5	59.8	59.7	59.3	57.4	57.3
Avg. Dist. to Rail [m]	4.1	0.9	1.0	1.6	2.0	2.0	1.5	2.2
Avg. Stride Freq. [Hz]	2.2	2.3	2.2	2.2	2.2	2.2	2.2	2.1
Avg. Stride Length [m]	6.3	7.8	7.7	7.5	7.5	7.3	7.2	7.3



- [] Ranking at each section and finish
- .-.- No data available at this section
- NA No data available



Horse/Jockey Name	Nicodemus
Final Rank	2
Fastest Section Time (Section)	0:11.27 (1400m)
Top Speed [km/h] (Section)	67.2 (Overall)
Race State	Finished



Toowoomba QLD Professional

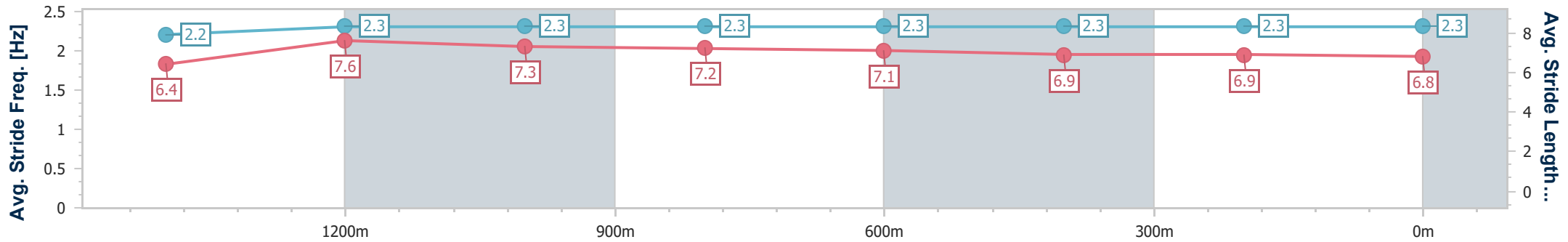
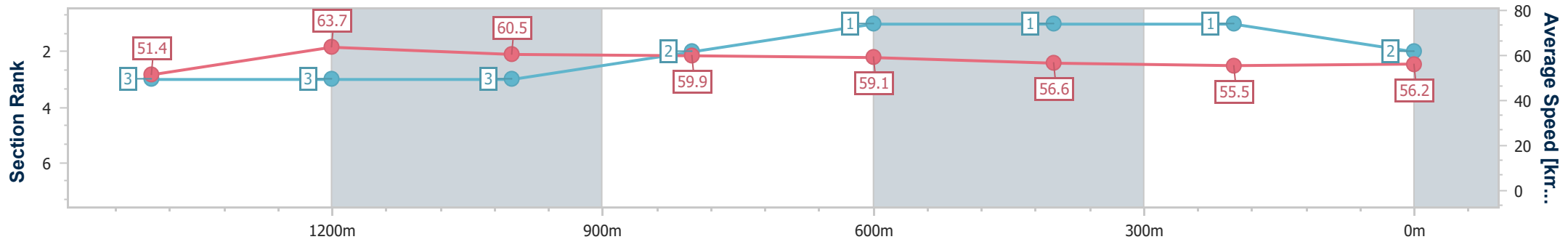
Race 7: FOCUS HR Maiden Plate - 1625m

16 November 2024 - 21:37



Track Rating: Good 4, Weather: Showers, Rail Position: +3m Entire

Section	Overall	1400m	1200m	1000m	800m	600m	400m	200m
Section Times	1:41.89 [2] (0:15.85)	1:26.04 [3] (0:11.27)	1:14.77 [3] (0:11.85)	1:02.92 [3] (0:12.10)	0:50.82 [2] (0:12.20)	0:38.62 [1] (0:12.82)	0:25.80 [1] (0:12.98)	0:12.82 [1] (0:12.82)
Average Speed [km/h]	51.4	63.7	60.5	59.9	59.1	56.6	55.5	56.2
Top Speed [km/h]	67.2	67.1	61.1	60.8	60.0	59.4	56.4	56.8
Avg. Dist. to Rail [m]	2.3	0.6	0.5	0.8	1.7	1.3	0.8	0.5
Avg. Stride Freq. [Hz]	2.2	2.3	2.3	2.3	2.3	2.3	2.3	2.3
Avg. Stride Length [m]	6.4	7.6	7.3	7.2	7.1	6.9	6.9	6.8



- [] Ranking at each section and finish
- .-.- No data available at this section
- NA No data available



Horse/Jockey Name	Cut Diamonds
Final Rank	3
Fastest Section Time (Section)	0:11.22 (1400m)
Top Speed [km/h] (Section)	67.3 (Overall)
Race State	Finished



Toowoomba QLD Professional

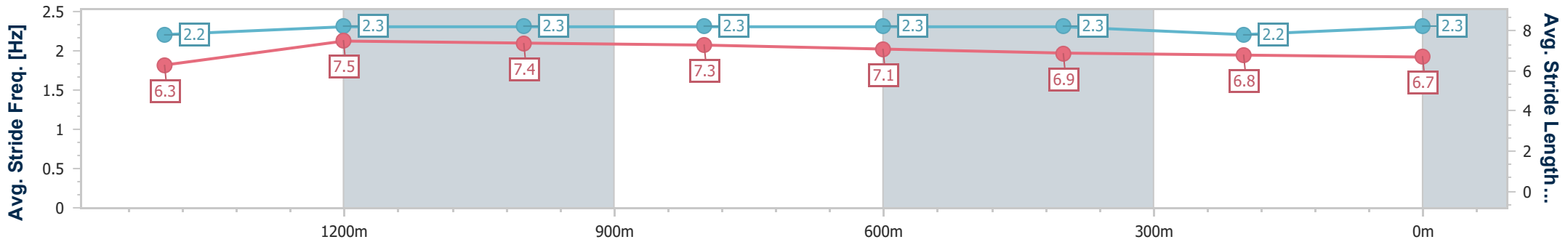
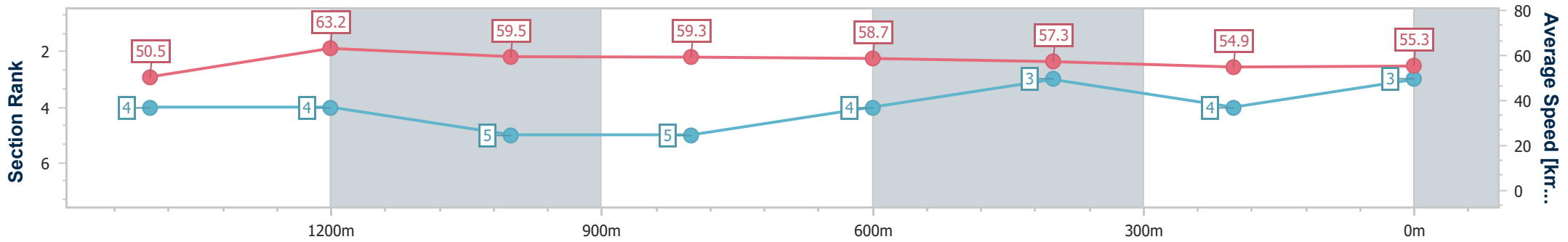
Race 7: FOCUS HR Maiden Plate - 1625m

16 November 2024 - 21:37



Track Rating: Good 4, Weather: Showers, Rail Position: +3m Entire

Section	Overall	1400m	1200m	1000m	800m	600m	400m	200m
Section Times	1:42.39 [3] (0:16.08)	1:26.31 [4] (0:11.22)	1:15.09 [4] (0:12.09)	1:03.00 [5] (0:12.14)	0:50.86 [5] (0:12.24)	0:38.62 [4] (0:12.53)	0:26.09 [3] (0:13.09)	0:13.00 [4] (0:13.00)
Average Speed [km/h]	50.5	63.2	59.5	59.3	58.7	57.3	54.9	55.3
Top Speed [km/h]	67.3	66.9	60.7	59.6	59.3	59.3	55.5	56.2
Avg. Dist. to Rail [m]	4.0	2.1	0.3	0.1	0.5	0.6	1.3	0.6
Avg. Stride Freq. [Hz]	2.2	2.3	2.3	2.3	2.3	2.3	2.2	2.3
Avg. Stride Length [m]	6.3	7.5	7.4	7.3	7.1	6.9	6.8	6.7



- [] Ranking at each section and finish
- .-.- No data available at this section
- NA No data available



Horse/Jockey Name	Wife Is Right
Final Rank	4
Fastest Section Time (Section)	0:11.25 (1400m)
Top Speed [km/h] (Section)	66.5 (Overall)
Race State	Finished



Toowoomba QLD Professional

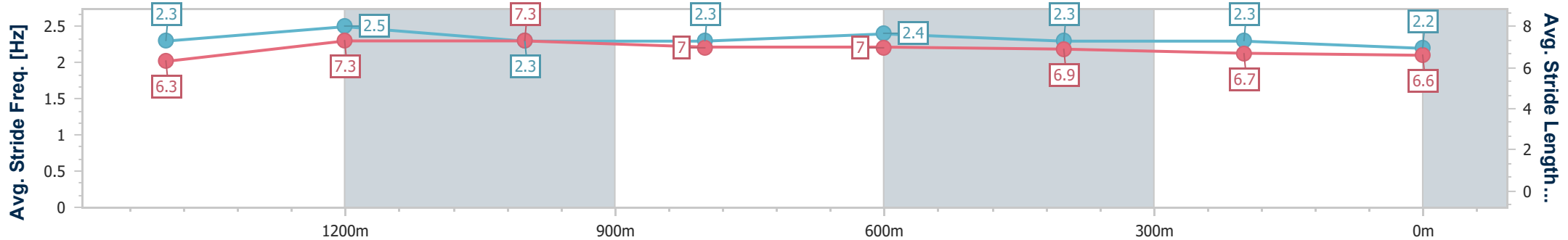
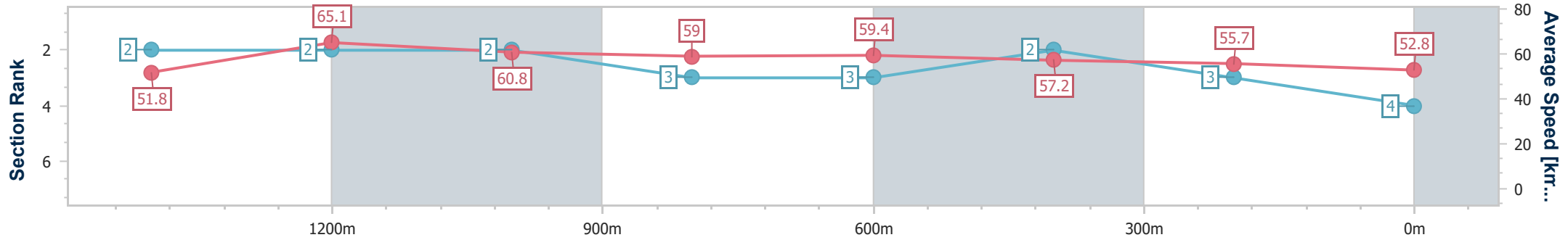
Race 7: FOCUS HR Maiden Plate - 1625m

16 November 2024 - 21:37



Track Rating: Good 4, Weather: Showers, Rail Position: +3m Entire

Section	Overall	1400m	1200m	1000m	800m	600m	400m	200m
Section Times	1:42.89 [4] (0:15.73)	1:27.16 [2] (0:11.25)	1:15.91 [2] (0:11.86)	1:04.05 [2] (0:12.37)	0:51.68 [3] (0:12.29)	0:39.39 [3] (0:12.71)	0:26.68 [2] (0:13.04)	0:13.64 [3] (0:13.64)
Average Speed [km/h]	51.8	65.1	60.8	59.0	59.4	57.2	55.7	52.8
Top Speed [km/h]	66.5	66.4	62.9	60.1	60.3	59.6	56.5	55.8
Avg. Dist. to Rail [m]	4.5	3.0	3.9	4.0	3.9	2.0	2.2	1.2
Avg. Stride Freq. [Hz]	2.3	2.5	2.3	2.3	2.4	2.3	2.3	2.2
Avg. Stride Length [m]	6.3	7.3	7.3	7.0	7.0	6.9	6.7	6.6



- [] Ranking at each section and finish
- .-.- No data available at this section
- NA No data available



Horse/Jockey Name	Level One
Final Rank	5
Fastest Section Time (Section)	0:11.34 (1400m)
Top Speed [km/h] (Section)	66.8 (Overall)
Race State	Finished



Toowoomba QLD Professional

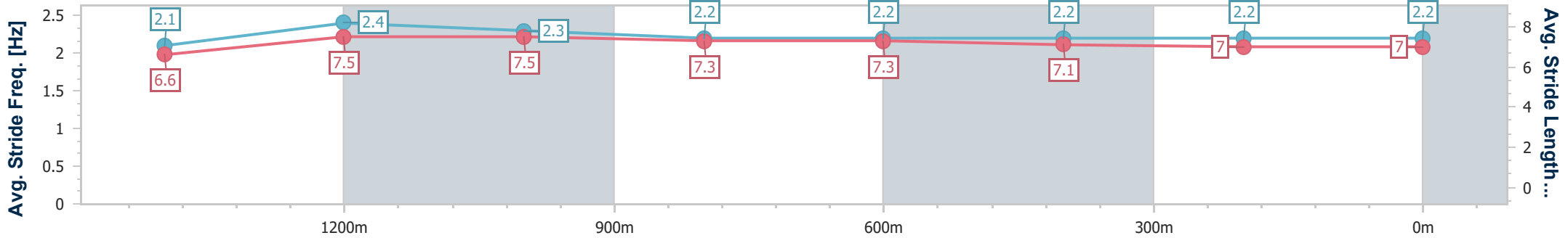
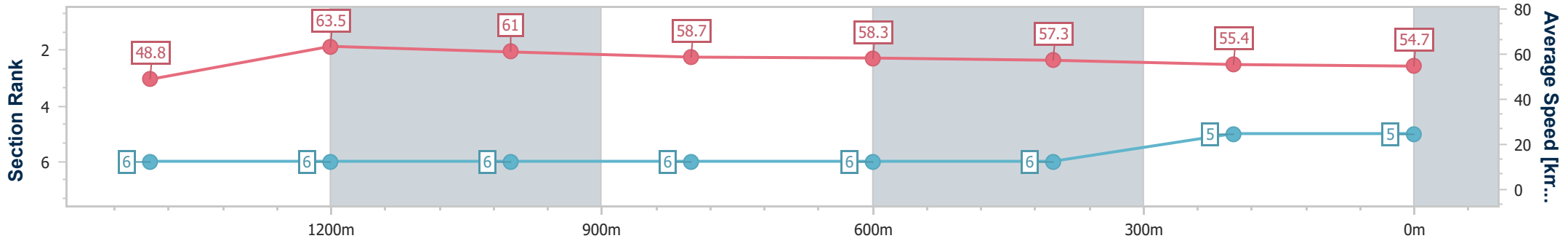
Race 7: FOCUS HR Maiden Plate - 1625m

16 November 2024 - 21:37



Track Rating: Good 4, Weather: Showers, Rail Position: +3m Entire

Section	Overall	1400m	1200m	1000m	800m	600m	400m	200m
Section Times	1:43.38 [5] (0:16.62)	1:26.76 [6] (0:11.34)	1:15.42 [6] (0:11.83)	1:03.59 [6] (0:12.29)	0:51.30 [6] (0:12.43)	0:38.87 [6] (0:12.59)	0:26.28 [6] (0:13.10)	0:13.18 [5] (0:13.18)
Average Speed [km/h]	48.8	63.5	61.0	58.7	58.3	57.3	55.4	54.7
Top Speed [km/h]	66.8	65.8	63.3	59.8	58.8	58.9	57.3	55.6
Avg. Dist. to Rail [m]	3.0	0.6	1.0	0.9	1.2	0.9	1.4	1.8
Avg. Stride Freq. [Hz]	2.1	2.4	2.3	2.2	2.2	2.2	2.2	2.2
Avg. Stride Length [m]	6.6	7.5	7.5	7.3	7.3	7.1	7.0	7.0



- [] Ranking at each section and finish
- .-.- No data available at this section
- NA No data available



Horse/Jockey Name	Fitasafiddle
Final Rank	6
Fastest Section Time (Section)	0:11.02 (1400m)
Top Speed [km/h] (Section)	69.0 (Overall)
Race State	Finished



Toowoomba QLD Professional

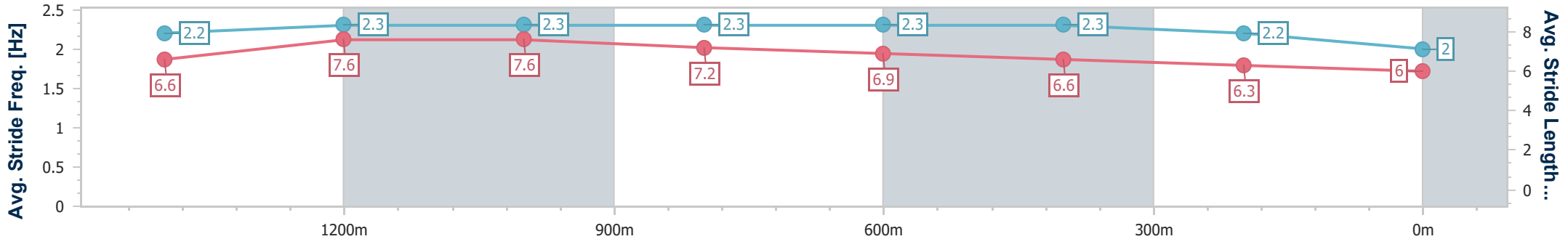
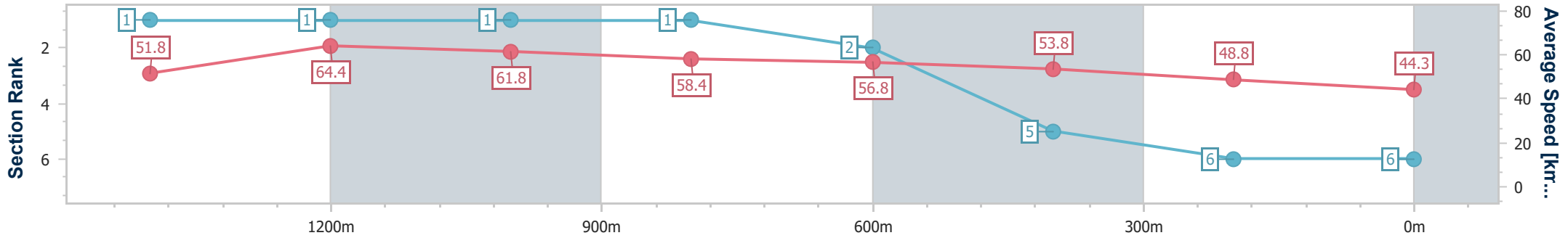
Race 7: FOCUS HR Maiden Plate - 1625m

16 November 2024 - 21:37



Track Rating: Good 4, Weather: Showers, Rail Position: +3m Entire

Section	Overall	1400m	1200m	1000m	800m	600m	400m	200m
Section Times	1:47.65 [6] (0:15.60)	1:32.05 [1] (0:11.02)	1:21.03 [1] (0:11.65)	1:09.38 [1] (0:12.32)	0:57.06 [1] (0:12.73)	0:44.33 [2] (0:13.38)	0:30.95 [5] (0:14.69)	0:16.26 [6] (0:16.26)
Average Speed [km/h]	51.8	64.4	61.8	58.4	56.8	53.8	48.8	44.3
Top Speed [km/h]	69.0	67.4	64.1	60.2	58.1	56.7	51.5	46.5
Avg. Dist. to Rail [m]	2.9	2.0	0.4	0.5	1.2	0.8	0.6	0.8
Avg. Stride Freq. [Hz]	2.2	2.3	2.3	2.3	2.3	2.3	2.2	2.0
Avg. Stride Length [m]	6.6	7.6	7.6	7.2	6.9	6.6	6.3	6.0



- [] Ranking at each section and finish
- .-.- No data available at this section
- NA No data available