



Ladbrokes Cannon Park QLD Professional

Race 8: Orrcon Steel BENCHMARK 55 Handicap - 950m

22 November 2024 - 17:30



Track Rating: Soft 5, Weather: Overcast, Rail Position: True

Section		Overall									Last 600m		
Field Times		0:54.53 (0:10.19)									0:34.11		
		800m			600m		400m		200m				
		0:44.34 (0:10.23)			0:34.11 (0:10.75)		0:23.36 (0:11.24)		0:12.12 (0:12.12)				
Rank	TAB	Horse/Jockey	Barrier	Top Speed [km/h]	Fastest Section	Overall	800m	600m	400m	200m	Margin	Last 600m	Distance Travelled [m]
1	11	OUT OF SIGHT Jackson Murphy	9	71.6	0:10.19 Overall	0:54.53 [1] (0:10.19)	0:44.34 [1] (0:10.23)	0:34.11 [1] (0:10.84)	0:23.27 [2] (0:11.41)	0:11.86 [2] (0:11.86)	0:54.53	0:34.11	
2	2	MUTAFIQ Masayuki Abe	7	72.2	0:10.14 800m	0:54.54 [2] (0:10.61)	0:43.93 [5] (0:10.14)	0:33.79 [4] (0:10.80)	0:22.99 [4] (0:11.18)	0:11.81 [3] (0:11.81)	0.05L	0:33.79	+1
3	1	SATURDAY VIBES Ryan Wiggins	6	72.0	0:10.20 800m	0:54.79 [3] (0:10.24)	0:44.55 [2] (0:10.20)	0:34.35 [2] (0:10.73)	0:23.62 [1] (0:11.24)	0:12.38 [1] (0:12.38)	1.54L	0:34.35	-1
4	6	BEAN WARRIOR Jenna Edwards	4	70.5	0:10.28 800m	0:54.91 [4] (0:10.33)	0:44.58 [3] (0:10.28)	0:34.30 [3] (0:10.93)	0:23.37 [3] (0:11.28)	0:12.09 [4] (0:12.09)	2.24L	0:34.30	-1
5	3	TARGETED Lacey Morrison	12	72.0	0:10.16 800m	0:55.17 [5] (0:10.73)	0:44.44 [6] (0:10.16)	0:34.28 [6] (0:10.87)	0:23.41 [5] (0:11.29)	0:12.12 [5] (0:12.12)	3.8L	0:34.28	-1
6	7	COURTING SARA Sean Cormack	1	69.7	0:10.52 600m	0:55.21 [6] (0:10.77)	0:44.44 [7] (0:10.52)	0:33.92 [9] (0:10.57)	0:23.35 [6] (0:11.25)	0:12.10 [6] (0:12.10)	4L	0:33.92	-5
7	10	FIND MY CALM Nathan Day	2	70.6	0:10.57 600m	0:55.24 [7] (0:11.08)	0:44.16 [10] (0:10.57)	0:33.59 [10] (0:10.76)	0:22.83 [10] (0:11.12)	0:11.71 [8] (0:11.71)	4.2L	0:33.59	+0
8	5	HERNE HILL Michael Murphy	8	71.6	0:10.23 800m	0:55.39 [8] (0:10.97)	0:44.42 [8] (0:10.23)	0:34.19 [7] (0:10.69)	0:23.50 [7] (0:11.55)	0:11.95 [7] (0:11.95)	5.05L	0:34.19	+2
9	12	GROVERS PREDICTION Pietro Romeo	11	70.7	0:10.30 600m	0:55.59 [9] (0:10.98)	0:44.61 [9] (0:10.30)	0:34.31 [8] (0:10.83)	0:23.48 [9] (0:11.61)	0:11.87 [10] (0:11.87)	6.25L	0:34.31	+3
10	13	MASTER ORR Adam Sewell	13	70.6	0:10.26 800m	0:56.93 [10] (0:10.57)	0:46.36 [4] (0:10.26)	0:36.10 [5] (0:11.07)	0:25.03 [8] (0:11.73)	0:13.30 [9] (0:13.30)	14.13L	0:36.10	+7

Scratched: The Wallet (#8), Dystopian (#4), Kitema (#9)

[] Ranking at each section and finish
 -:-:- No data available at this section
 NA No data available

SCN Saddle cloth number
 DNF Did not finish
 DNT Did not track



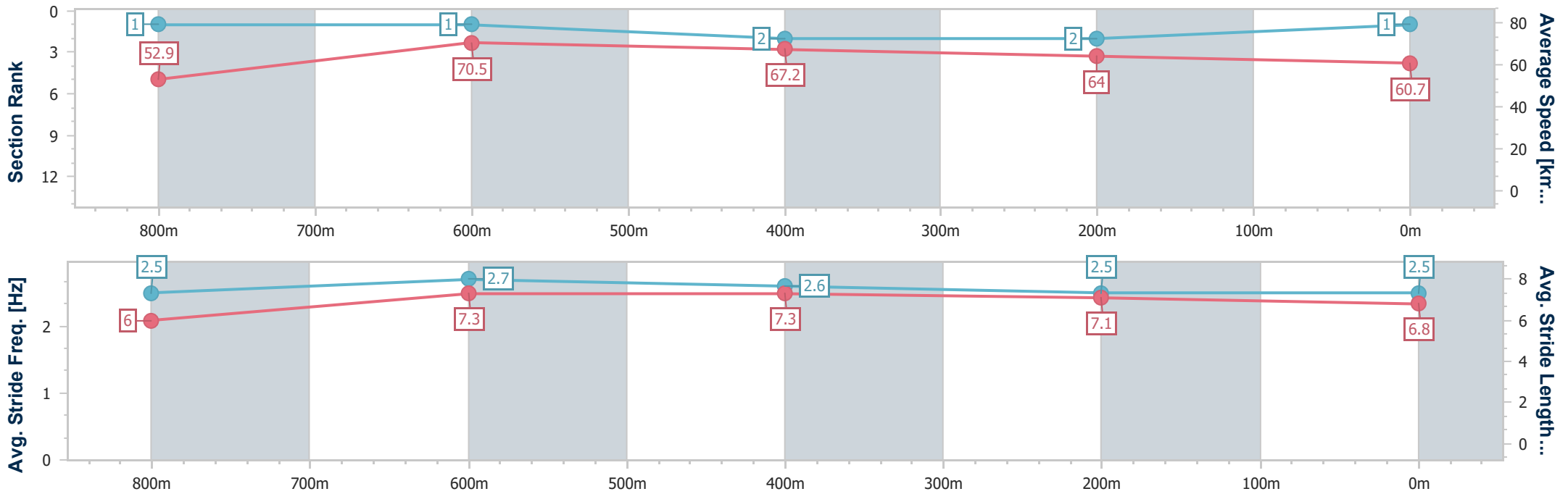
Horse/Jockey Name	Out Of Sight
Final Rank	1
Fastest Section Time (Section)	0:10.19 (Overall)
Top Speed [km/h] (Section)	71.6 (800m)
Race State	Finished



Ladbrokes Cannon Park QLD Professional
 Race 8: Orrcon Steel BENCHMARK 55 Handicap - 950m
 22 November 2024 - 17:30
 Track Rating: Soft 5, Weather: Overcast, Rail Position: True



Section	Overall	800m	600m	400m	200m
Section Times	0:54.53 [1] (0:10.19)	0:44.34 [1] (0:10.23)	0:34.11 [1] (0:10.84)	0:23.27 [2] (0:11.41)	0:11.86 [2] (0:11.86)
Average Speed [km/h]	52.9	70.5	67.2	64.0	60.7
Top Speed [km/h]	70.5	71.6	68.4	64.8	63.7
Avg. Dist. to Rail [m]	8.8	1.0	1.4	6.0	6.6
Avg. Stride Freq. [Hz]	2.5	2.7	2.6	2.5	2.5
Avg. Stride Length [m]	6.0	7.3	7.3	7.1	6.8



- [] Ranking at each section and finish
- .-.- No data available at this section
- NA No data available



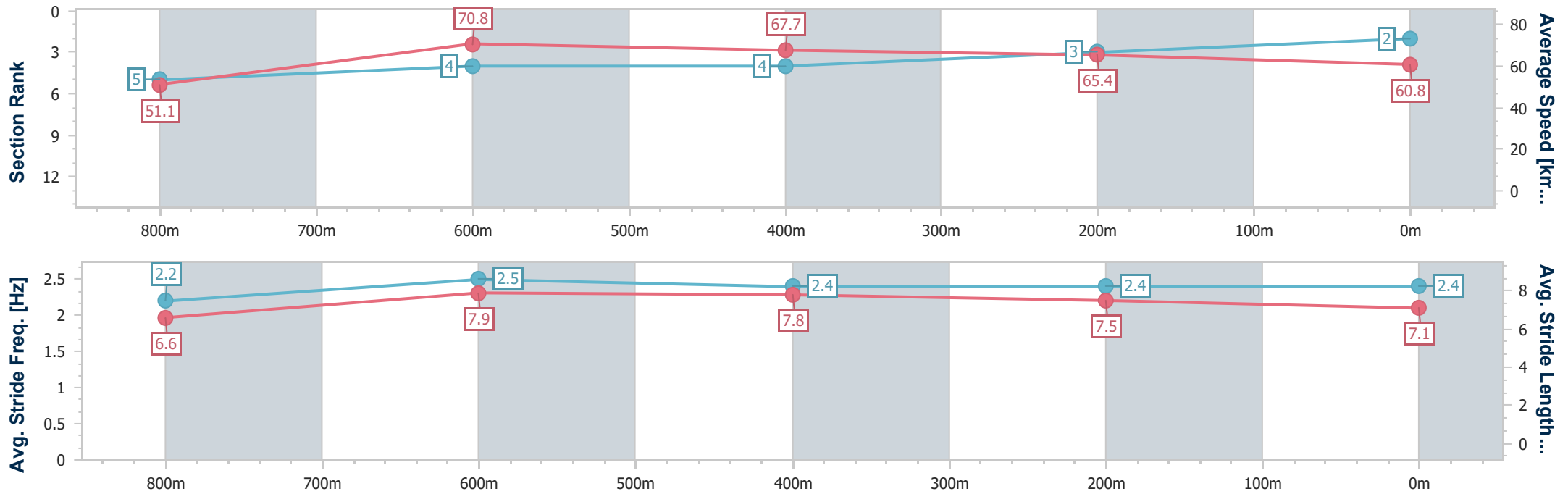
Horse/Jockey Name	Mutafiq
Final Rank	2
Fastest Section Time (Section)	0:10.14 (800m)
Top Speed [km/h] (Section)	72.2 (800m)
Race State	Finished



Ladbrokes Cannon Park QLD Professional
 Race 8: Orrcon Steel BENCHMARK 55 Handicap - 950m
 22 November 2024 - 17:30
 Track Rating: Soft 5, Weather: Overcast, Rail Position: True



Section	Overall	800m	600m	400m	200m
Section Times	0:54.54 [2] (0:10.61)	0:43.93 [5] (0:10.14)	0:33.79 [4] (0:10.80)	0:22.99 [4] (0:11.18)	0:11.81 [3] (0:11.81)
Average Speed [km/h]	51.1	70.8	67.7	65.4	60.8
Top Speed [km/h]	67.8	72.2	71.3	65.6	64.5
Avg. Dist. to Rail [m]	7.0	1.1	2.4	5.7	8.6
Avg. Stride Freq. [Hz]	2.2	2.5	2.4	2.4	2.4
Avg. Stride Length [m]	6.6	7.9	7.8	7.5	7.1



- [] Ranking at each section and finish
- .-.- No data available at this section
- NA No data available



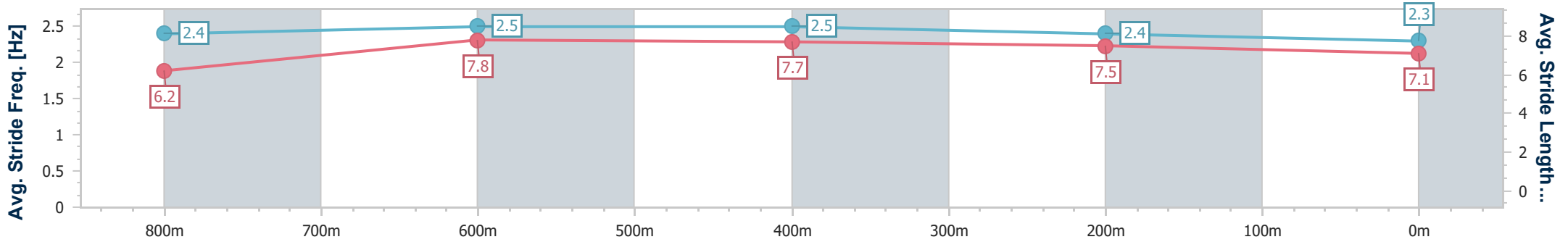
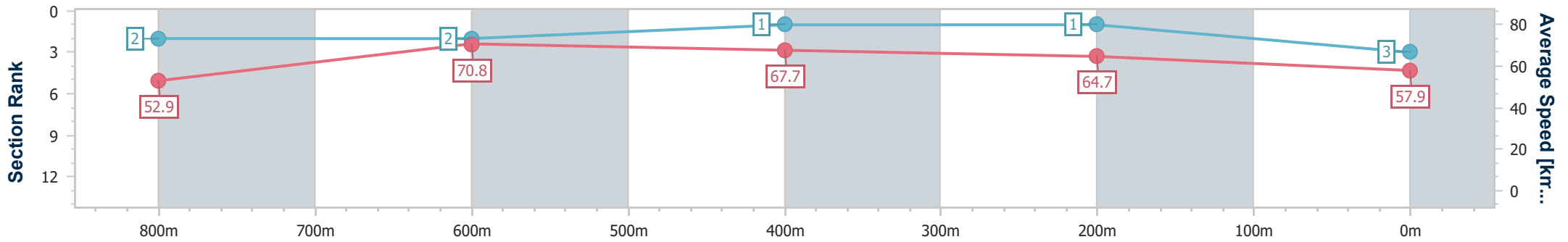
Horse/Jockey Name	Saturday Vibes
Final Rank	3
Fastest Section Time (Section)	0:10.20 (800m)
Top Speed [km/h] (Section)	72.0 (800m)
Race State	Finished



Ladbrokes Cannon Park QLD Professional
 Race 8: Orrcon Steel BENCHMARK 55 Handicap - 950m
 22 November 2024 - 17:30
 Track Rating: Soft 5, Weather: Overcast, Rail Position: True



Section	Overall	800m	600m	400m	200m
Section Times	0:54.79 [3] (0:10.24)	0:44.55 [2] (0:10.20)	0:34.35 [2] (0:10.73)	0:23.62 [1] (0:11.24)	0:12.38 [1] (0:12.38)
Average Speed [km/h]	52.9	70.8	67.7	64.7	57.9
Top Speed [km/h]	71.3	72.0	69.5	66.7	61.4
Avg. Dist. to Rail [m]	5.1	0.7	1.6	3.9	3.7
Avg. Stride Freq. [Hz]	2.4	2.5	2.5	2.4	2.3
Avg. Stride Length [m]	6.2	7.8	7.7	7.5	7.1



- [] Ranking at each section and finish
- .-.- No data available at this section
- NA No data available



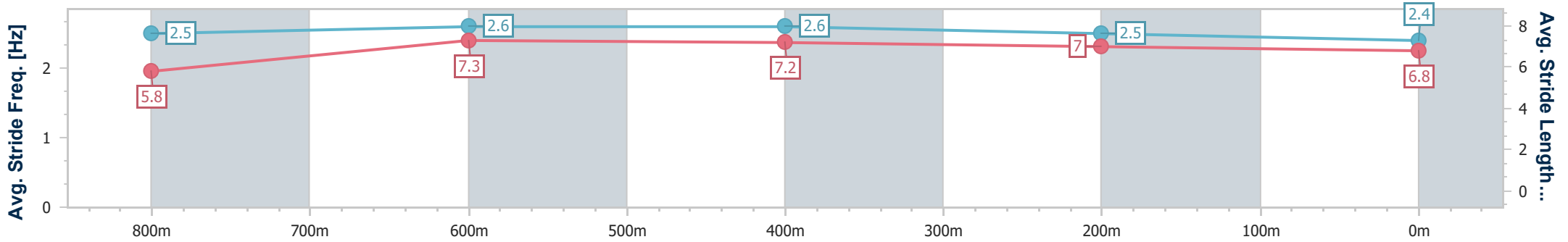
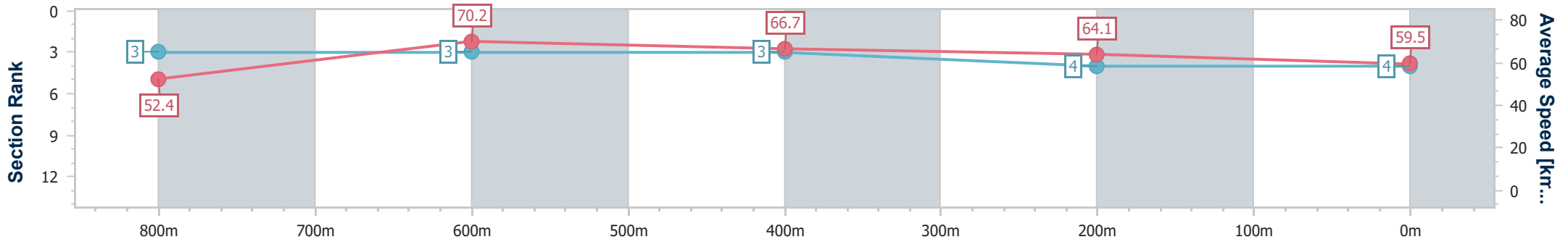
Horse/Jockey Name	Bean Warrior
Final Rank	4
Fastest Section Time (Section)	0:10.28 (800m)
Top Speed [km/h] (Section)	70.5 (800m)
Race State	Finished



Ladbrokes Cannon Park QLD Professional
 Race 8: Orrcon Steel BENCHMARK 55 Handicap - 950m
 22 November 2024 - 17:30
 Track Rating: Soft 5, Weather: Overcast, Rail Position: True



Section	Overall	800m	600m	400m	200m
Section Times	0:54.91 [4] (0:10.33)	0:44.58 [3] (0:10.28)	0:34.30 [3] (0:10.93)	0:23.37 [3] (0:11.28)	0:12.09 [4] (0:12.09)
Average Speed [km/h]	52.4	70.2	66.7	64.1	59.5
Top Speed [km/h]	70.4	70.5	69.5	65.2	63.4
Avg. Dist. to Rail [m]	2.6	0.4	2.0	2.9	4.7
Avg. Stride Freq. [Hz]	2.5	2.6	2.6	2.5	2.4
Avg. Stride Length [m]	5.8	7.3	7.2	7.0	6.8



- [] Ranking at each section and finish
- .-.- No data available at this section
- NA No data available



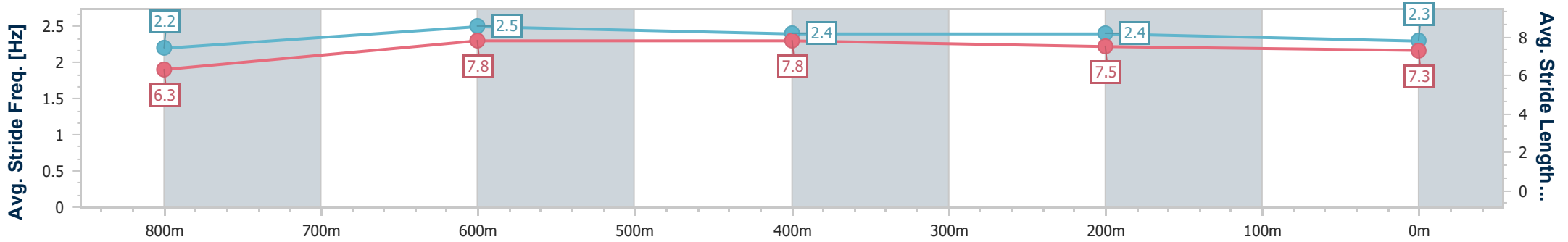
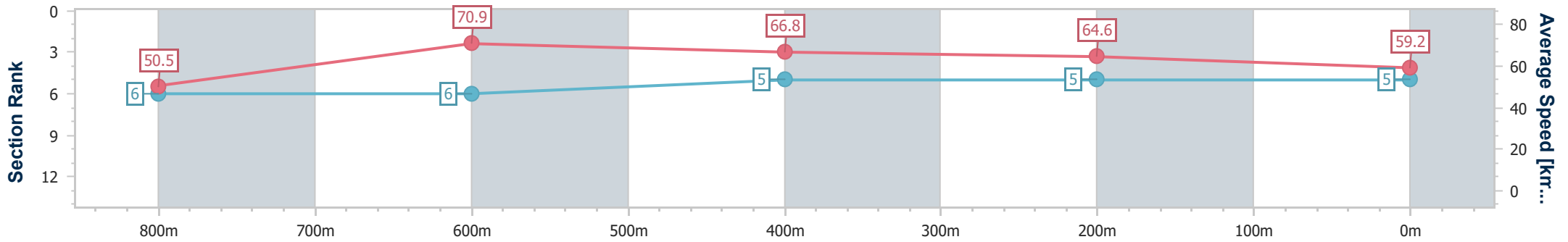
Horse/Jockey Name	Targeted
Final Rank	5
Fastest Section Time (Section)	0:10.16 (800m)
Top Speed [km/h] (Section)	72.0 (800m)
Race State	Finished



Ladbrokes Cannon Park QLD Professional
 Race 8: Orrcon Steel BENCHMARK 55 Handicap - 950m
 22 November 2024 - 17:30
 Track Rating: Soft 5, Weather: Overcast, Rail Position: True



Section	Overall	800m	600m	400m	200m
Section Times	0:55.17 [5] (0:10.73)	0:44.44 [6] (0:10.16)	0:34.28 [6] (0:10.87)	0:23.41 [5] (0:11.29)	0:12.12 [5] (0:12.12)
Average Speed [km/h]	50.5	70.9	66.8	64.6	59.2
Top Speed [km/h]	70.8	72.0	70.1	66.1	63.8
Avg. Dist. to Rail [m]	8.2	2.0	1.4	4.9	6.0
Avg. Stride Freq. [Hz]	2.2	2.5	2.4	2.4	2.3
Avg. Stride Length [m]	6.3	7.8	7.8	7.5	7.3



- [] Ranking at each section and finish
- .-.- No data available at this section
- NA No data available



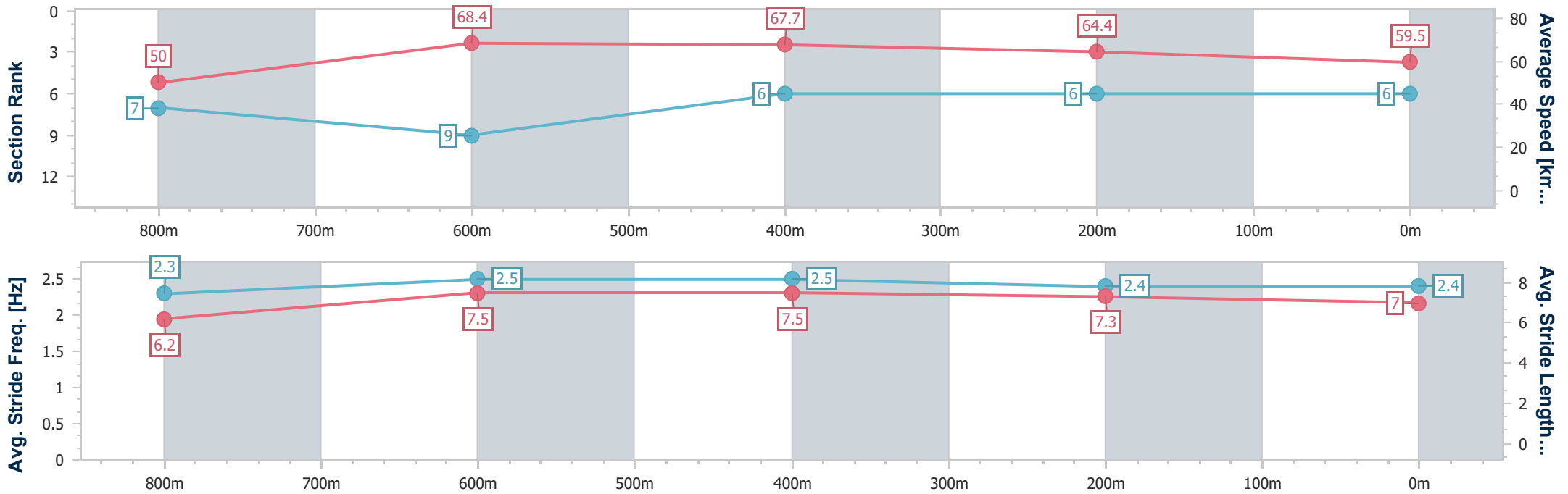
Horse/Jockey Name	Courting Sara
Final Rank	6
Fastest Section Time (Section)	0:10.52 (800m)
Top Speed [km/h] (Section)	69.7 (600m)
Race State	Finished



Ladbrokes Cannon Park QLD Professional
 Race 8: Orrcon Steel BENCHMARK 55 Handicap - 950m
 22 November 2024 - 17:30
 Track Rating: Soft 5, Weather: Overcast, Rail Position: True



Section	Overall	800m	600m	400m	200m
Section Times	0:55.21 [6] (0:10.77)	0:44.44 [7] (0:10.52)	0:33.92 [9] (0:10.57)	0:23.35 [6] (0:11.25)	0:12.10 [6] (0:12.10)
Average Speed [km/h]	50.0	68.4	67.7	64.4	59.5
Top Speed [km/h]	67.3	69.6	69.7	65.5	62.0
Avg. Dist. to Rail [m]	1.1	2.8	1.7	4.1	5.8
Avg. Stride Freq. [Hz]	2.3	2.5	2.5	2.4	2.4
Avg. Stride Length [m]	6.2	7.5	7.5	7.3	7.0



- [] Ranking at each section and finish
- .-.- No data available at this section
- NA No data available



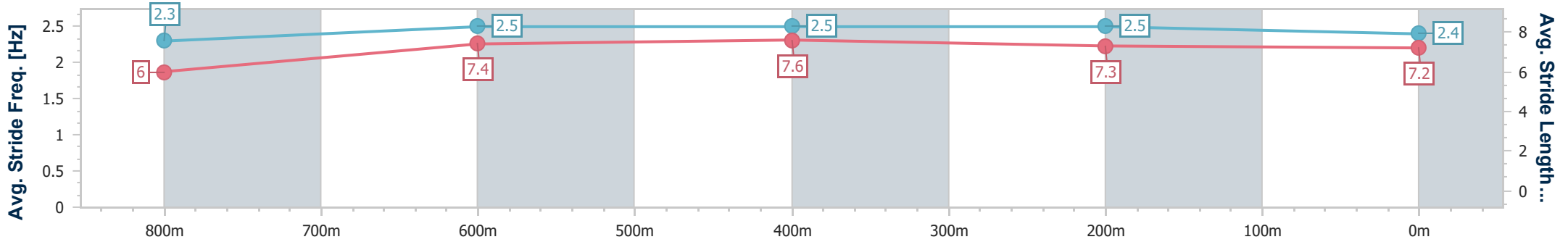
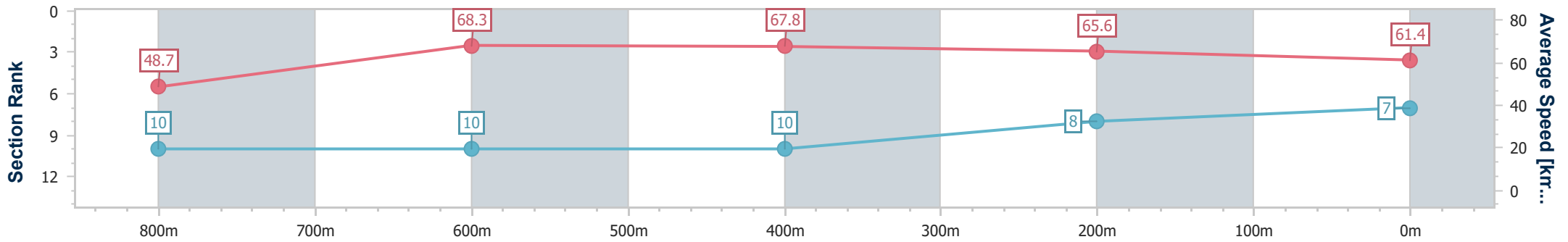
Horse/Jockey Name	Find My Calm
Final Rank	7
Fastest Section Time (Section)	0:10.57 (800m)
Top Speed [km/h] (Section)	70.6 (600m)
Race State	Finished



Ladbrokes Cannon Park QLD Professional
 Race 8: Orrcon Steel BENCHMARK 55 Handicap - 950m
 22 November 2024 - 17:30
 Track Rating: Soft 5, Weather: Overcast, Rail Position: True



Section	Overall	800m	600m	400m	200m
Section Times	0:55.24 [7] (0:11.08)	0:44.16 [10] (0:10.57)	0:33.59 [10] (0:10.76)	0:22.83 [10] (0:11.12)	0:11.71 [8] (0:11.71)
Average Speed [km/h]	48.7	68.3	67.8	65.6	61.4
Top Speed [km/h]	65.2	70.6	70.6	66.6	64.1
Avg. Dist. to Rail [m]	3.0	1.8	2.2	5.3	3.6
Avg. Stride Freq. [Hz]	2.3	2.5	2.5	2.5	2.4
Avg. Stride Length [m]	6.0	7.4	7.6	7.3	7.2



- [] Ranking at each section and finish
- .-.- No data available at this section
- NA No data available



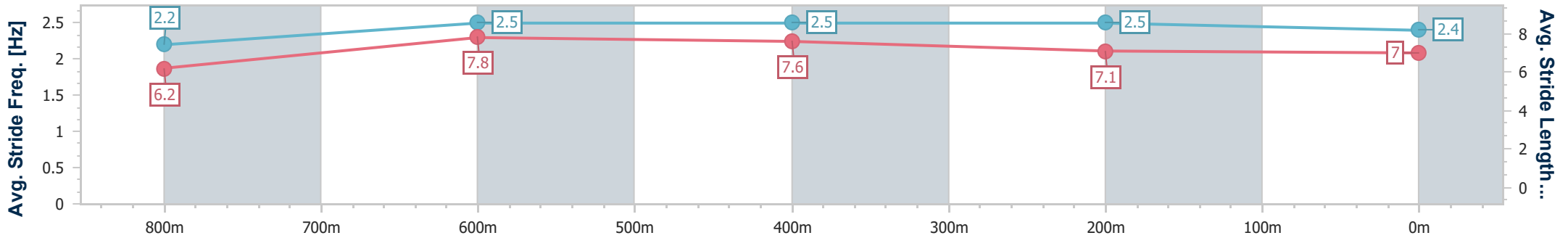
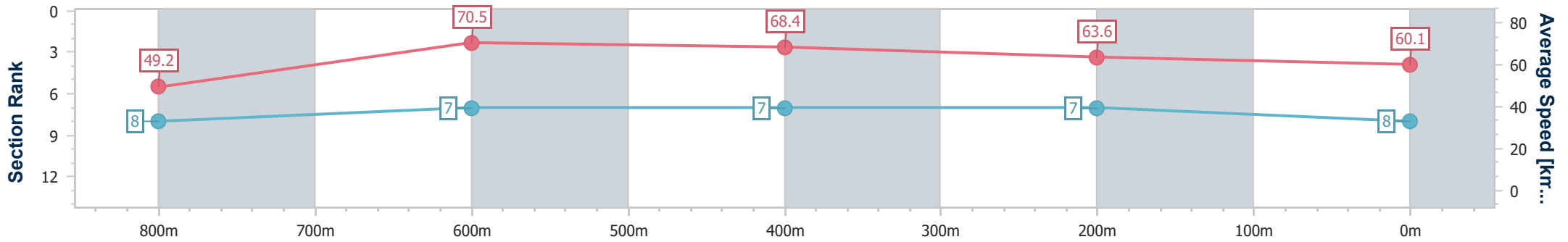
Horse/Jockey Name	Herne Hill
Final Rank	8
Fastest Section Time (Section)	0:10.23 (800m)
Top Speed [km/h] (Section)	71.6 (800m)
Race State	Finished



Ladbrokes Cannon Park QLD Professional
 Race 8: Orrcon Steel BENCHMARK 55 Handicap - 950m
 22 November 2024 - 17:30
 Track Rating: Soft 5, Weather: Overcast, Rail Position: True



Section	Overall	800m	600m	400m	200m
Section Times	0:55.39 [8] (0:10.97)	0:44.42 [8] (0:10.23)	0:34.19 [7] (0:10.69)	0:23.50 [7] (0:11.55)	0:11.95 [7] (0:11.95)
Average Speed [km/h]	49.2	70.5	68.4	63.6	60.1
Top Speed [km/h]	68.2	71.6	71.0	64.8	63.3
Avg. Dist. to Rail [m]	3.8	0.4	2.4	8.0	9.1
Avg. Stride Freq. [Hz]	2.2	2.5	2.5	2.5	2.4
Avg. Stride Length [m]	6.2	7.8	7.6	7.1	7.0



- [] Ranking at each section and finish
- .-.- No data available at this section
- NA No data available



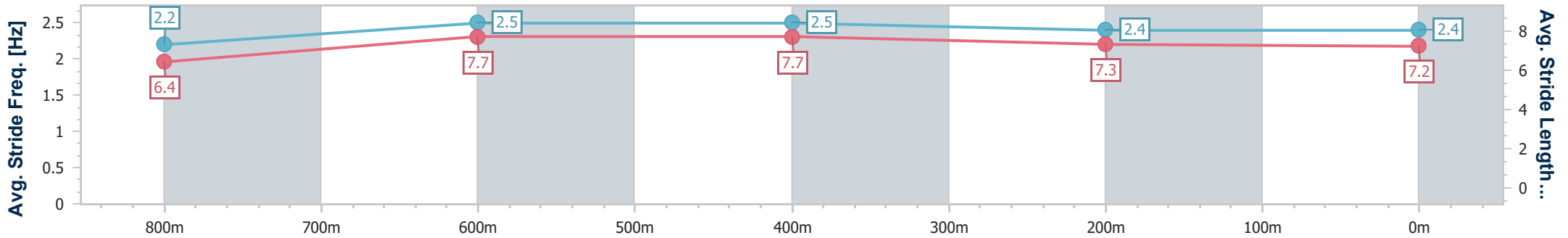
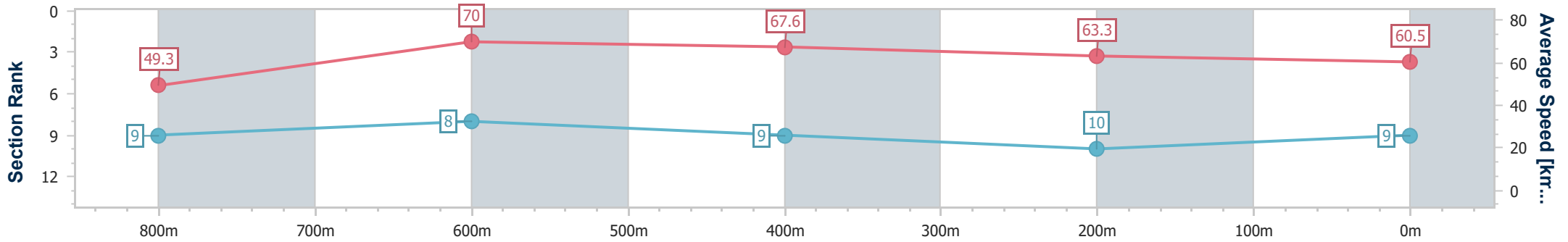
Horse/Jockey Name	Grovers Prediction
Final Rank	9
Fastest Section Time (Section)	0:10.30 (800m)
Top Speed [km/h] (Section)	70.7 (600m)
Race State	Finished



Ladbrokes Cannon Park QLD Professional
 Race 8: Orrcon Steel BENCHMARK 55 Handicap - 950m
 22 November 2024 - 17:30
 Track Rating: Soft 5, Weather: Overcast, Rail Position: True



Section	Overall	800m	600m	400m	200m
Section Times	0:55.59 [9] (0:10.98)	0:44.61 [9] (0:10.30)	0:34.31 [8] (0:10.83)	0:23.48 [9] (0:11.61)	0:11.87 [10] (0:11.87)
Average Speed [km/h]	49.3	70.0	67.6	63.3	60.5
Top Speed [km/h]	68.7	70.7	70.7	64.3	63.0
Avg. Dist. to Rail [m]	7.7	3.7	3.2	6.6	8.1
Avg. Stride Freq. [Hz]	2.2	2.5	2.5	2.4	2.4
Avg. Stride Length [m]	6.4	7.7	7.7	7.3	7.2



- [] Ranking at each section and finish
- .-.- No data available at this section
- NA No data available



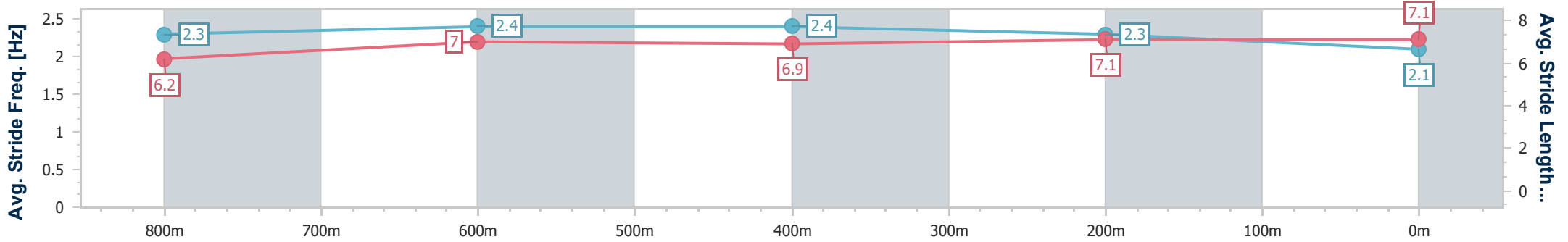
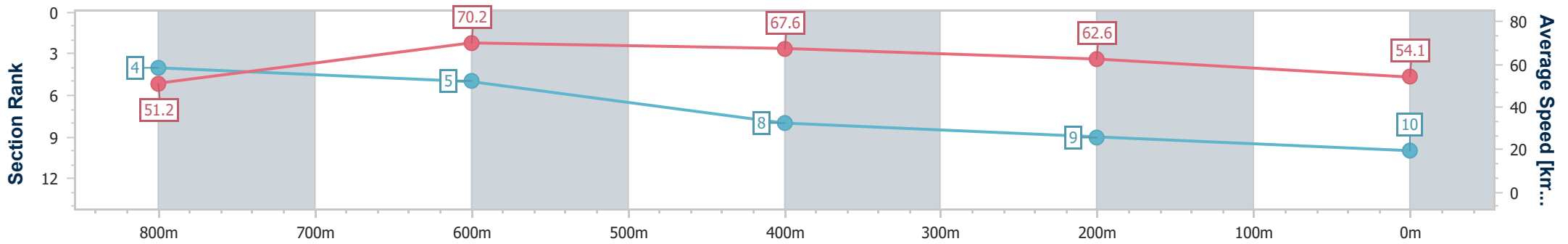
Horse/Jockey Name	Master Orr
Final Rank	10
Fastest Section Time (Section)	0:10.26 (800m)
Top Speed [km/h] (Section)	70.6 (800m)
Race State	Finished



Ladbrokes Cannon Park QLD Professional
 Race 8: Orrcon Steel BENCHMARK 55 Handicap - 950m
 22 November 2024 - 17:30
 Track Rating: Soft 5, Weather: Overcast, Rail Position: True



Section	Overall	800m	600m	400m	200m
Section Times	0:56.93 [10] (0:10.57)	0:46.36 [4] (0:10.26)	0:36.10 [5] (0:11.07)	0:25.03 [8] (0:11.73)	0:13.30 [9] (0:13.30)
Average Speed [km/h]	51.2	70.2	67.6	62.6	54.1
Top Speed [km/h]	68.5	70.6	70.5	65.2	59.6
Avg. Dist. to Rail [m]	11.4	6.4	6.5	7.5	8.0
Avg. Stride Freq. [Hz]	2.3	2.4	2.4	2.3	2.1
Avg. Stride Length [m]	6.2	7.0	6.9	7.1	7.1



- [] Ranking at each section and finish
- .-.- No data available at this section
- NA No data available