



Sunshine Coast Poly Track QLD Professional
Race 6: COOLUM BEACH BREAKERS BENCHMARK 58 Handicap - 1600m
 22 November 2024 - 20:31



Track Rating: Synthetic, Weather: Overcast, Rail Position: True

Section		Overall	1400m	1200m	1000m	800m	600m	400m	Last 600m				
Field Times		1:38.31 (0:13.75)	1:24.56 (0:11.97)	1:12.59 (0:12.53)	1:00.06 (0:12.69)	0:47.37 (0:12.76)	0:34.61 (0:11.73)	0:22.88 (0:11.20)	0:34.61				
Rank	TAB Horse/Jockey	Barrier	Top Speed [km/h]	Fastest Section									Distance Travelled [m]
1	11 PIREONTI Damien Thornton	2	65.9 400m	0:11.20 400m	1:38.31 [1] (0:13.75)	1:24.56 [1] (0:11.97)	1:12.59 [1] (0:12.53)	1:00.06 [1] (0:12.69)	0:47.37 [1] (0:12.76)	0:34.61 [1] (0:11.73)	0:22.88 [1] (0:11.20)	0:34.61	
2	14 HARLEY CHARLIE Georgina Cartwright	5	64.0 400m	0:11.33 400m	1:38.82 [2] (0:13.99)	1:24.83 [4] (0:12.05)	1:12.78 [4] (0:12.61)	1:00.17 [3] (0:12.73)	0:47.44 [3] (0:12.75)	0:34.69 [3] (0:11.82)	0:22.87 [3] (0:11.33)	0:34.69	+3
3	10 WAYFARER'S WAY Samantha Collett	3	64.1 400m	0:11.36 400m	1:38.88 [3] (0:13.84)	1:25.04 [2] (0:12.00)	1:13.04 [2] (0:12.53)	1:00.51 [2] (0:12.70)	0:47.81 [2] (0:12.80)	0:35.01 [2] (0:11.82)	0:23.19 [2] (0:11.36)	0:35.01	+2
4	9 SOKUDO Corey Sutherland	12	65.2 1400m	0:11.55 1400m	1:39.70 [4] (0:14.84)	1:24.86 [6] (0:11.55)	1:13.31 [6] (0:12.72)	1:00.59 [5] (0:12.55)	0:48.04 [5] (0:12.73)	0:35.31 [5] (0:11.95)	0:23.36 [5] (0:11.60)	0:35.31	+5
5	5 MARVIA MISS Minonette Kennedy	6	63.1 1400m	0:11.57 400m	1:39.72 [5] (0:14.58)	1:25.14 [5] (0:11.78)	1:13.36 [5] (0:12.91)	1:00.45 [6] (0:12.57)	0:47.88 [6] (0:12.62)	0:35.26 [6] (0:12.04)	0:23.22 [6] (0:11.57)	0:35.26	+4
6	4 OPTIMUS MAXIMUS Ron Stewart	10	63.1 400m	0:11.70 400m	1:39.75 [6] (0:13.90)	1:25.85 [3] (0:12.11)	1:13.74 [3] (0:12.76)	1:00.98 [4] (0:12.66)	0:48.32 [4] (0:12.72)	0:35.60 [4] (0:11.92)	0:23.68 [4] (0:11.70)	0:35.60	+8

Scratched: Lika Wreckin' Ball (#1), Silver Pearl (#2), Lost My Nightie (#3), Lasqueti Boom (#6), Madame Lexis (#7), Silver Goddess (#8), Schoona The Better (#12), Red Star Rubi (#13), The Love Of Mary (#15)

[] Ranking at each section and finish
 -:-:- No data available at this section
 NA No data available

SCN Saddle cloth number
 DNF Did not finish
 DNT Did not track



Sunshine Coast Poly Track QLD Professional
Race 6: COOLUM BEACH BREAKERS BENCHMARK 58 Handicap - 1600m
 22 November 2024 - 20:31



Track Rating: Synthetic, Weather: Overcast, Rail Position: True

Section				200m				Last 600m	
Field Times				0:11.68 (0:11.68)				0:34.61	
Rank	TAB	Horse/Jockey	Barrier	Top Speed [km/h]	Fastest Section	Margin			Distance Travelled [m]
1	11	PIREONTI Damien Thornton	2	65.9 400m	0:11.20 400m	0:11.68 [1] (0:11.68)	1:38.31		0:34.61
2	14	HARLEY CHARLIE Georgina Cartwright	5	64.0 400m	0:11.33 400m	0:11.54 [3] (0:11.54)	2.8L		0:34.69 +3
3	10	WAYFARER'S WAY Samantha Collett	3	64.1 400m	0:11.36 400m	0:11.83 [2] (0:11.83)	3.1L		0:35.01 +2
4	9	SOKUDO Corey Sutherland	12	65.2 1400m	0:11.55 1400m	0:11.76 [5] (0:11.76)	7.9L		0:35.31 +5
5	5	MARVIA MISS Minonette Kennedy	6	63.1 1400m	0:11.57 400m	0:11.65 [6] (0:11.65)	8L		0:35.26 +4
6	4	OPTIMUS MAXIMUS Ron Stewart	10	63.1 400m	0:11.70 400m	0:11.98 [4] (0:11.98)	8.2L		0:35.60 +8

Scratched: Lika Wreckin' Ball (#1), Silver Pearl (#2), Lost My Nightie (#3), Lasqueti Boom (#6), Madame Lexis (#7), Silver Goddess (#8), Schoona The Better (#12), Red Star Rubi (#13), The Love Of Mary (#15)

[] Ranking at each section and finish
 -:-:- No data available at this section
 NA No data available

SCN Saddle cloth number
 DNF Did not finish
 DNT Did not track



Horse/Jockey Name	Pireonti
Final Rank	1
Fastest Section Time (Section)	0:11.20 (400m)
Top Speed [km/h] (Section)	65.9 (400m)
Race State	Finished



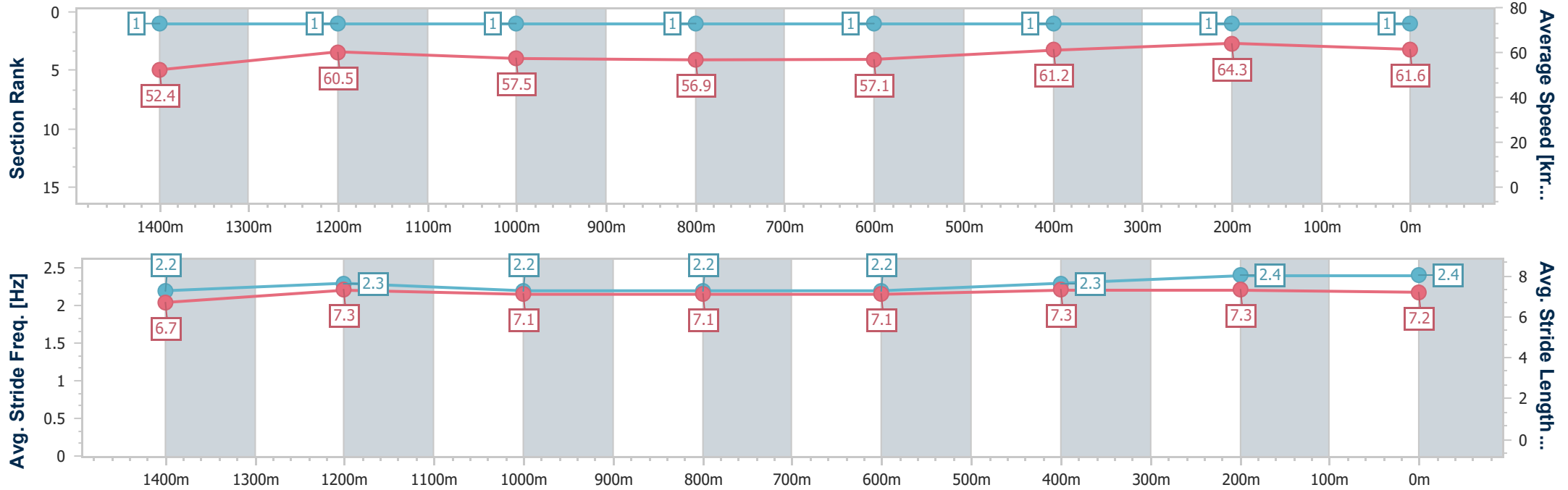
Sunshine Coast Poly Track QLD Professional
Race 6: COOLUM BEACH BREAKERS BENCHMARK 58
Handicap - 1600m



22 November 2024 - 20:31

Track Rating: Synthetic, Weather: Overcast, Rail Position: True

Section	Overall	1400m	1200m	1000m	800m	600m	400m	200m
Section Times	1:38.31 [1] (0:13.75)	1:24.56 [1] (0:11.97)	1:12.59 [1] (0:12.53)	1:00.06 [1] (0:12.69)	0:47.37 [1] (0:12.76)	0:34.61 [1] (0:11.73)	0:22.88 [1] (0:11.20)	0:11.68 [1] (0:11.68)
Average Speed [km/h]	52.4	60.5	57.5	56.9	57.1	61.2	64.3	61.6
Top Speed [km/h]	61.5	62.1	58.6	57.5	58.6	64.4	65.9	63.5
Avg. Dist. to Rail [m]	1.3	1.0	1.6	2.1	1.5	0.3	0.4	2.0
Avg. Stride Freq. [Hz]	2.2	2.3	2.2	2.2	2.2	2.3	2.4	2.4
Avg. Stride Length [m]	6.7	7.3	7.1	7.1	7.1	7.3	7.3	7.2



- [] Ranking at each section and finish
- .-.- No data available at this section
- NA No data available



Horse/Jockey Name	Harley Charlie
Final Rank	2
Fastest Section Time (Section)	0:11.33 (400m)
Top Speed [km/h] (Section)	64.0 (400m)
Race State	Finished



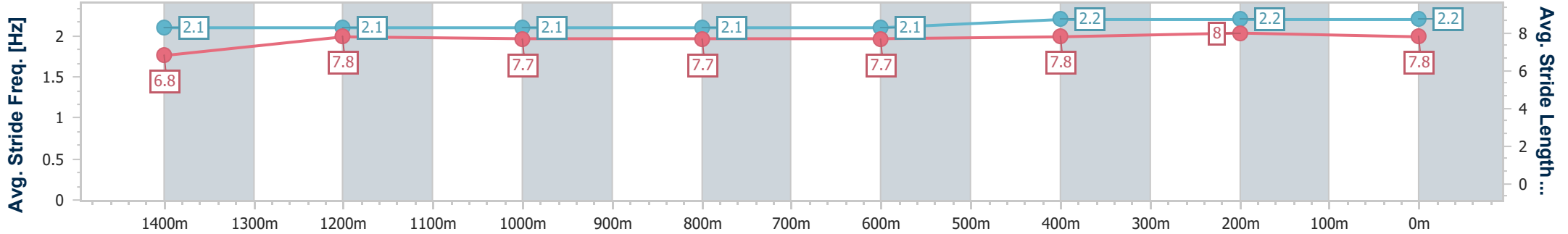
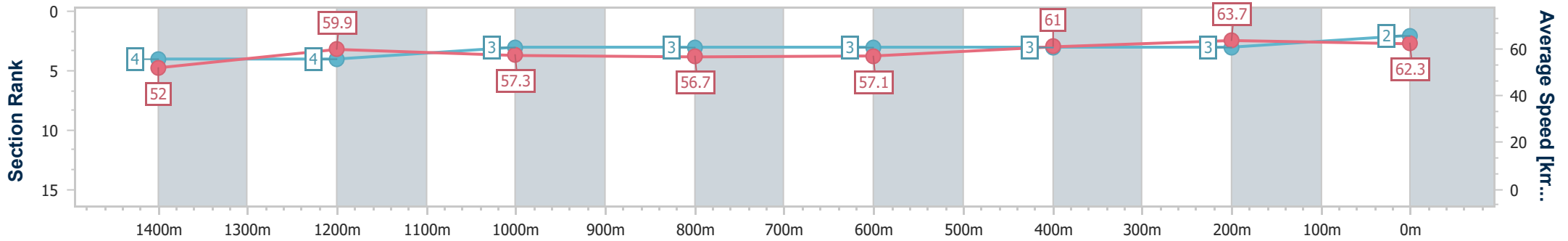
Sunshine Coast Poly Track QLD Professional
Race 6: COOLUM BEACH BREAKERS BENCHMARK 58
Handicap - 1600m



22 November 2024 - 20:31

Track Rating: Synthetic, Weather: Overcast, Rail Position: True

Section	Overall	1400m	1200m	1000m	800m	600m	400m	200m
Section Times	1:38.82 [2] (0:13.99)	1:24.83 [4] (0:12.05)	1:12.78 [4] (0:12.61)	1:00.17 [3] (0:12.73)	0:47.44 [3] (0:12.75)	0:34.69 [3] (0:11.82)	0:22.87 [3] (0:11.33)	0:11.54 [3] (0:11.54)
Average Speed [km/h]	52.0	59.9	57.3	56.7	57.1	61.0	63.7	62.3
Top Speed [km/h]	62.0	62.2	58.5	57.4	58.0	63.3	64.0	63.0
Avg. Dist. to Rail [m]	3.5	2.0	2.0	2.1	1.5	0.6	2.9	3.8
Avg. Stride Freq. [Hz]	2.1	2.1	2.1	2.1	2.1	2.2	2.2	2.2
Avg. Stride Length [m]	6.8	7.8	7.7	7.7	7.7	7.8	8.0	7.8



- [] Ranking at each section and finish
- .-.- No data available at this section
- NA No data available



Horse/Jockey Name	Wayfarer's Way
Final Rank	3
Fastest Section Time (Section)	0:11.36 (400m)
Top Speed [km/h] (Section)	64.1 (400m)
Race State	Finished



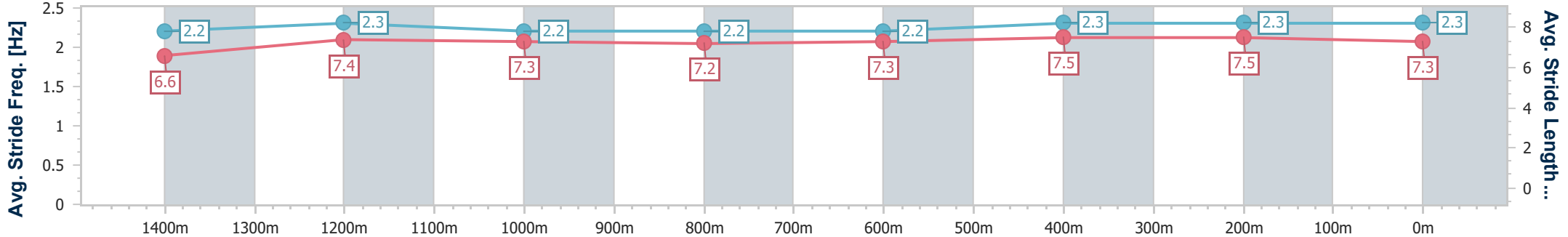
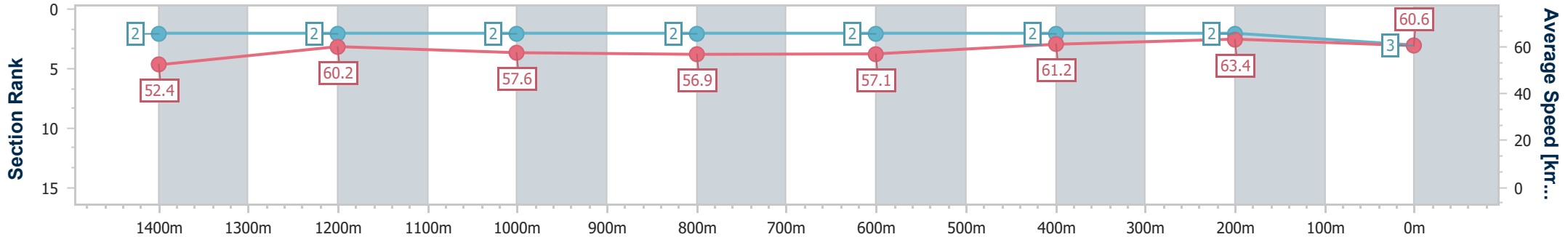
Sunshine Coast Poly Track QLD Professional
Race 6: COOLUM BEACH BREAKERS BENCHMARK 58
Handicap - 1600m



22 November 2024 - 20:31

Track Rating: Synthetic, Weather: Overcast, Rail Position: True

Section	Overall	1400m	1200m	1000m	800m	600m	400m	200m					
Section Times	1:38.88 [3] (0:13.84)	1:25.04 [2] (0:12.00)	1:13.04 [2] (0:12.53)	1:00.51 [2] (0:12.70)	0:47.81 [2] (0:12.80)	0:35.01 [2] (0:11.82)	0:23.19 [2] (0:11.36)	0:11.83 [2] (0:11.83)					
Average Speed [km/h]	52.4	60.2	57.6	56.9	57.1	61.2	63.4	60.6					
Top Speed [km/h]	62.8	61.7	58.9	57.6	58.3	63.8	64.1	62.7					
Avg. Dist. to Rail [m]	2.4	1.1	2.4	2.9	2.2	0.6	1.4	2.3					
Avg. Stride Freq. [Hz]	2.2	2.3	2.2	2.2	2.2	2.3	2.3	2.3					
Avg. Stride Length [m]	6.6	7.4	7.3	7.2	7.3	7.5	7.5	7.3					



- [] Ranking at each section and finish
- .-.- No data available at this section
- NA No data available



Horse/Jockey Name	Sokudo
Final Rank	4
Fastest Section Time (Section)	0:11.55 (1400m)
Top Speed [km/h] (Section)	65.2 (1400m)
Race State	Finished



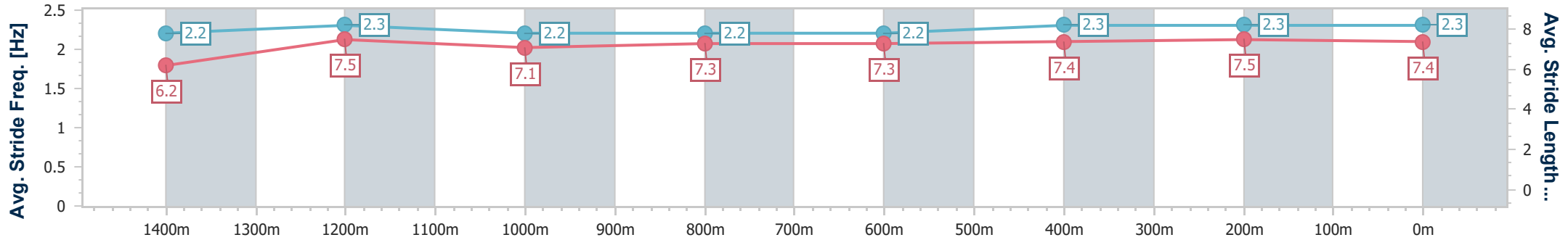
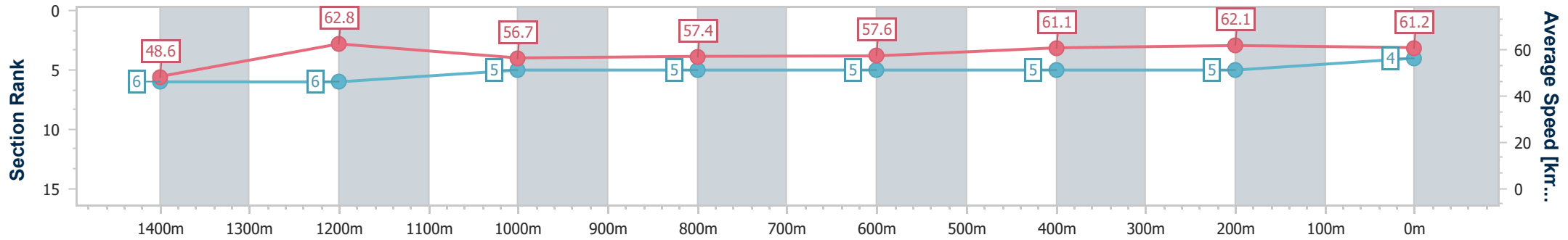
Sunshine Coast Poly Track QLD Professional
Race 6: COOLUM BEACH BREAKERS BENCHMARK 58
Handicap - 1600m



22 November 2024 - 20:31

Track Rating: Synthetic, Weather: Overcast, Rail Position: True

Section	Overall	1400m	1200m	1000m	800m	600m	400m	200m
Section Times	1:39.70 [4] (0:14.84)	1:24.86 [6] (0:11.55)	1:13.31 [6] (0:12.72)	1:00.59 [5] (0:12.55)	0:48.04 [5] (0:12.73)	0:35.31 [5] (0:11.95)	0:23.36 [5] (0:11.60)	0:11.76 [5] (0:11.76)
Average Speed [km/h]	48.6	62.8	56.7	57.4	57.6	61.1	62.1	61.2
Top Speed [km/h]	60.8	65.2	59.8	58.8	58.7	62.5	63.0	62.0
Avg. Dist. to Rail [m]	2.9	2.2	2.0	2.6	2.4	1.9	5.7	7.0
Avg. Stride Freq. [Hz]	2.2	2.3	2.2	2.2	2.2	2.3	2.3	2.3
Avg. Stride Length [m]	6.2	7.5	7.1	7.3	7.3	7.4	7.5	7.4



- [] Ranking at each section and finish
- .-.- No data available at this section
- NA No data available



Horse/Jockey Name	Marvia Miss
Final Rank	5
Fastest Section Time (Section)	0:11.57 (400m)
Top Speed [km/h] (Section)	63.1 (1400m)
Race State	Finished



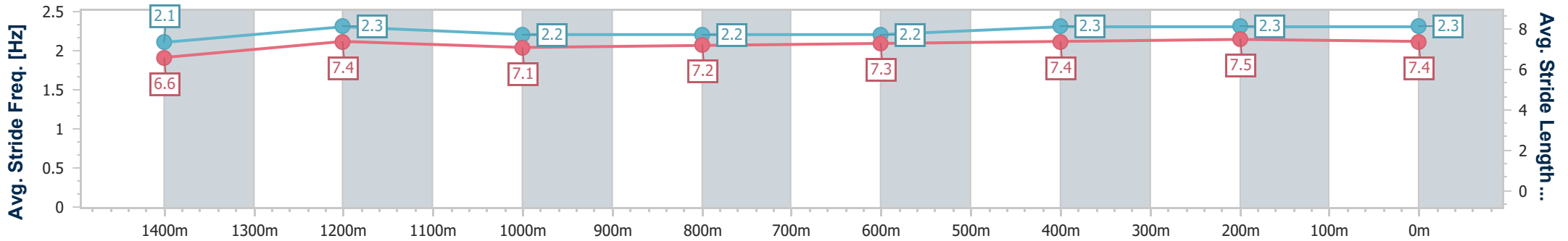
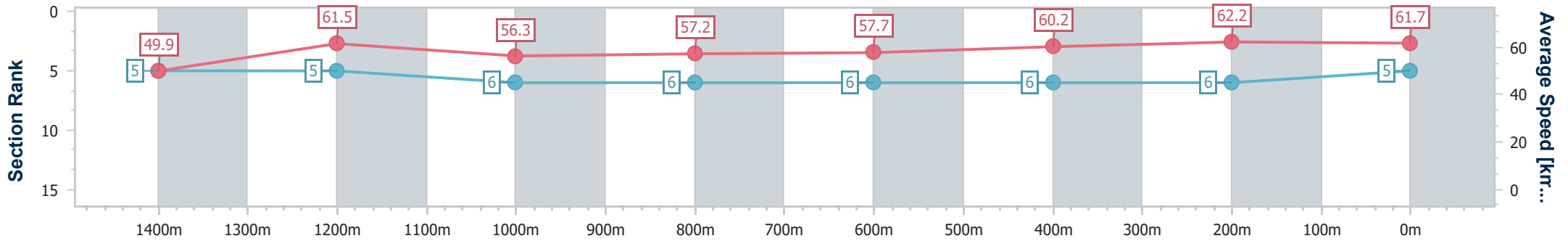
Sunshine Coast Poly Track QLD Professional
Race 6: COOLUM BEACH BREAKERS BENCHMARK 58
Handicap - 1600m



22 November 2024 - 20:31

Track Rating: Synthetic, Weather: Overcast, Rail Position: True

Section	Overall	1400m	1200m	1000m	800m	600m	400m	200m
Section Times	1:39.72 [5] (0:14.58)	1:25.14 [5] (0:11.78)	1:13.36 [5] (0:12.91)	1:00.45 [6] (0:12.57)	0:47.88 [6] (0:12.62)	0:35.26 [6] (0:12.04)	0:23.22 [6] (0:11.57)	0:11.65 [6] (0:11.65)
Average Speed [km/h]	49.9	61.5	56.3	57.2	57.7	60.2	62.2	61.7
Top Speed [km/h]	61.7	63.1	60.7	59.1	59.0	61.3	62.6	62.4
Avg. Dist. to Rail [m]	4.0	2.9	2.4	2.1	1.5	0.6	2.2	2.5
Avg. Stride Freq. [Hz]	2.1	2.3	2.2	2.2	2.2	2.3	2.3	2.3
Avg. Stride Length [m]	6.6	7.4	7.1	7.2	7.3	7.4	7.5	7.4



- [] Ranking at each section and finish
- .-.- No data available at this section
- NA No data available



Horse/Jockey Name	Optimus Maximus
Final Rank	6
Fastest Section Time (Section)	0:11.70 (400m)
Top Speed [km/h] (Section)	63.1 (400m)
Race State	Finished



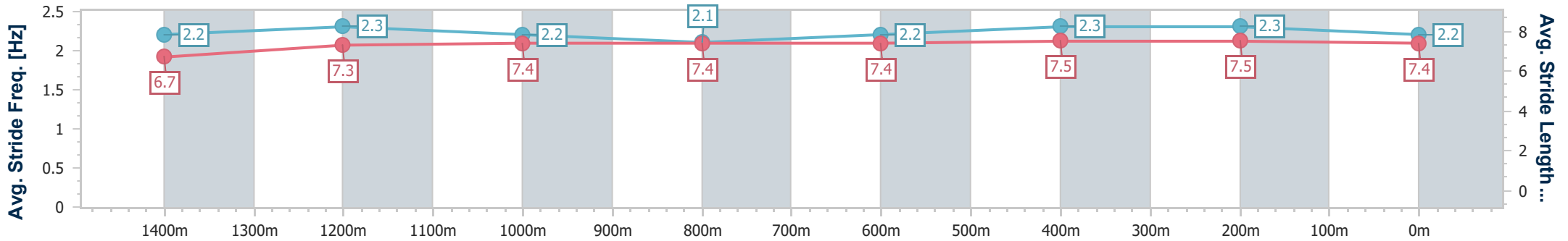
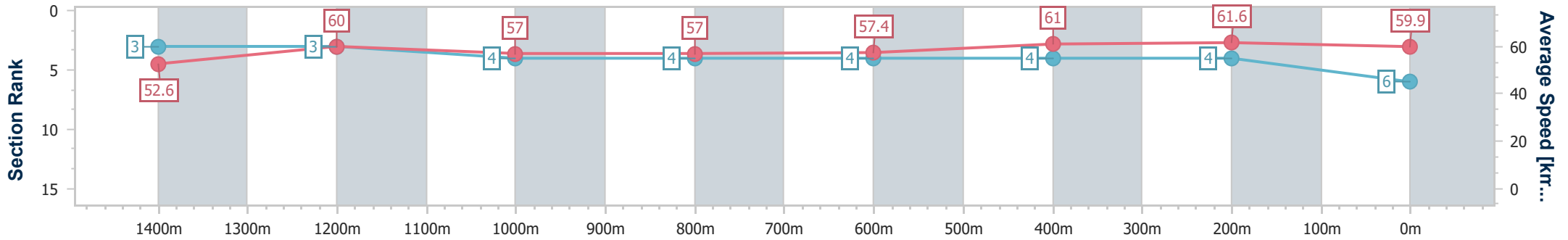
Sunshine Coast Poly Track QLD Professional
Race 6: COOLUM BEACH BREAKERS BENCHMARK 58
Handicap - 1600m



22 November 2024 - 20:31

Track Rating: Synthetic, Weather: Overcast, Rail Position: True

Section	Overall	1400m	1200m	1000m	800m	600m	400m	200m
Section Times	1:39.75 [6] (0:13.90)	1:25.85 [3] (0:12.11)	1:13.74 [3] (0:12.76)	1:00.98 [4] (0:12.66)	0:48.32 [4] (0:12.72)	0:35.60 [4] (0:11.92)	0:23.68 [4] (0:11.70)	0:11.98 [4] (0:11.98)
Average Speed [km/h]	52.6	60.0	57.0	57.0	57.4	61.0	61.6	59.9
Top Speed [km/h]	61.6	62.4	58.4	58.2	58.9	62.3	63.1	60.1
Avg. Dist. to Rail [m]	5.1	4.0	3.2	3.0	2.5	1.5	3.6	4.2
Avg. Stride Freq. [Hz]	2.2	2.3	2.2	2.1	2.2	2.3	2.3	2.2
Avg. Stride Length [m]	6.7	7.3	7.4	7.4	7.4	7.5	7.5	7.4



- [] Ranking at each section and finish
- .-.- No data available at this section
- NA No data available