



Aquis Park Gold Coast Poly QLD Professional

Race 3: Insurance Advisernet – AMR Risk Advisors Maiden Handicap - 1100m

23 November 2024 - 14:40



Track Rating: Synthetic, Weather: Overcast, Rail Position: True

| Section | | Overall | 1000m | 800m | 600m | 400m | 200m | Last 600m | | | | | |
|-------------|--------------------------------------|----------------------|----------------------|----------------------|---------------------------|---------------------------|---------------------------|---------------------------|---------------------------|---------------------------|---------|---------|------------------------|
| Field Times | | 1:04.20 (0:07.87) | 0:56.33 (0:10.60) | 0:45.73 (0:10.71) | 0:35.02 (0:11.25) | 0:23.77 (0:11.80) | 0:11.97 (0:11.97) | 0:35.02 | | | | | |
| Rank | TAB Horse/Jockey | Barrier | Top Speed [km/h] | Fastest Section | | | | | | | | Margin | Distance Travelled [m] |
| 1 | 11 VALABING Jai Williams | 4 | 69.2 800m | 0:08.03 Overall | 1:04.20 [1] (0:08.03) | 0:56.17 [4] (0:10.65) | 0:45.52 [5] (0:10.64) | 0:34.88 [3] (0:11.26) | 0:23.62 [3] (0:11.66) | 0:11.96 [2] (0:11.96) | 1:04.20 | 0:34.88 | |
| 2 | 2 PEARL IN HAY Brandon Lerena | 10 | 70.8 1000m | 0:07.88 Overall | 1:04.34 [2] (0:07.88) | 0:56.46 [2] (0:10.62) | 0:45.84 [2] (0:10.68) | 0:35.16 [1] (0:11.25) | 0:23.91 [1] (0:11.80) | 0:12.11 [1] (0:12.11) | 0.8L | 0:35.16 | +3 |
| 3 | 4 AIMA SUN Sean Cormack | 2 | 68.8 800m | 0:08.01 Overall | 1:04.63 [3] (0:08.01) | 0:56.62 [3] (0:11.00) | 0:45.62 [6] (0:10.59) | 0:35.03 [7] (0:11.18) | 0:23.85 [5] (0:11.62) | 0:12.23 [4] (0:12.23) | 2.3L | 0:35.03 | -3 |
| 4 | 8 HE'S A WEAPON Madeleine Wishart | 12 | 70.3 1000m | 0:07.87 Overall | 1:04.75 [4] (0:07.87) | 0:56.88 [1] (0:10.65) | 0:46.23 [3] (0:10.96) | 0:35.27 [5] (0:11.33) | 0:23.94 [6] (0:11.56) | 0:12.38 [3] (0:12.38) | 2.8L | 0:35.27 | +5 |
| 5 | 7 ARATIRI Rikki Jamieson | 9 | 70.6 800m | 0:08.22 Overall | 1:04.86 [5] (0:08.22) | 0:56.64 [8] (0:10.82) | 0:45.82 [7] (0:10.49) | 0:35.33 [6] (0:11.31) | 0:24.02 [7] (0:12.01) | 0:12.01 [6] (0:12.01) | 3.3L | 0:35.33 | +3 |
| 6 | 12 MEASURED Jackson Murphy | 3 | 68.4 600m | 0:08.69 Overall | 1:05.07 [6] (0:08.69) | 0:56.38 [11] (0:10.78) | 0:45.60 [11] (0:10.90) | 0:34.70 [10] (0:10.99) | 0:23.71 [9] (0:11.52) | 0:12.19 [7] (0:12.19) | 4.3L | 0:34.70 | +3 |
| 7 | 13 OUR MISSILE Jace McMurray | 5 | 70.7 1000m | 0:08.04 Overall | 1:05.15 [7] (0:08.04) | 0:57.11 [5] (0:10.43) | 0:46.68 [1] (0:10.84) | 0:35.84 [2] (0:11.32) | 0:24.52 [4] (0:12.27) | 0:12.25 [8] (0:12.25) | 4.7L | 0:35.84 | +0 |
| 8 | 1 GALAXY SUNSET Paul Hammersley | 8 | 70.2 1000m | 0:08.06 Overall | 1:05.27 [8] (0:08.06) | 0:57.21 [6] (0:10.47) | 0:46.74 [4] (0:10.84) | 0:35.90 [4] (0:11.16) | 0:24.74 [2] (0:11.94) | 0:12.80 [5] (0:12.80) | 5.2L | 0:35.90 | -3 |
| 9 | 10 REMOMIA Sariah Champkin | 7 | 68.0 1000m | 0:08.08 Overall | 1:05.29 [9] (0:08.08) | 0:57.21 [7] (0:11.00) | 0:46.21 [8] (0:11.00) | 0:35.21 [8] (0:11.13) | 0:24.08 [8] (0:11.81) | 0:12.27 [9] (0:12.27) | 5.3L | 0:35.21 | -1 |
| 10 | 5 DELLUCY Jason Taylor | 1 | 67.4 800m | 0:08.31 Overall | 1:05.97 [10] (0:08.31) | 0:57.66 [9] (0:11.10) | 0:46.56 [10] (0:10.97) | 0:35.59 [11] (0:11.53) | 0:24.06 [11] (0:12.03) | 0:12.03 [11] (0:12.03) | 9.1L | 0:35.59 | -1 |

Scratched: Subtext (#6), Late Night Talking (#14), Twopence (#9)

[] Ranking at each section and finish
 -:-:- No data available at this section
 NA No data available
 SCN Saddle cloth number
 DNF Did not finish
 DNT Did not track



Aquis Park Gold Coast Poly QLD Professional
Race 3: Insurance Advisernet – AMR Risk Advisors Maiden Handicap - 1100m
23 November 2024 - 14:40



Track Rating: Synthetic, Weather: Overcast, Rail Position: True

| Section | Overall | 1000m | 800m | 600m | 400m | 200m | Last 600m |
|-------------|----------------------|----------------------|----------------------|----------------------|----------------------|----------------------|-----------|
| Field Times | 1:04.20 (0:07.87) | 0:56.33 (0:10.60) | 0:45.73 (0:10.71) | 0:35.02 (0:11.25) | 0:23.77 (0:11.80) | 0:11.97 (0:11.97) | 0:35.02 |

| Rank | TAB | Horse/Jockey | Barrier | Top Speed [km/h] | Fastest Section | Margin | Distance Travelled [m] |
|------|-----|------------------|---------|------------------|-----------------|--------|------------------------|
| 11 | 3 | GETTIN'HOTINHERE | 6 | 68.2 | 0:08.41 | 14.6L | +4 |
| | | Danny Peisley | | 800m | Overall | | |

Scratched: Subtext (#6), Late Night Talking (#14), Twopence (#9)

[] Ranking at each section and finish
 -:-:-:- No data available at this section
 NA No data available

SCN Saddle cloth number
 DNF Did not finish
 DNT Did not track



| | |
|--------------------------------|-------------------|
| Horse/Jockey Name | Valabing |
| Final Rank | 1 |
| Fastest Section Time (Section) | 0:08.03 (Overall) |
| Top Speed [km/h] (Section) | 69.2 (800m) |
| Race State | Finished |



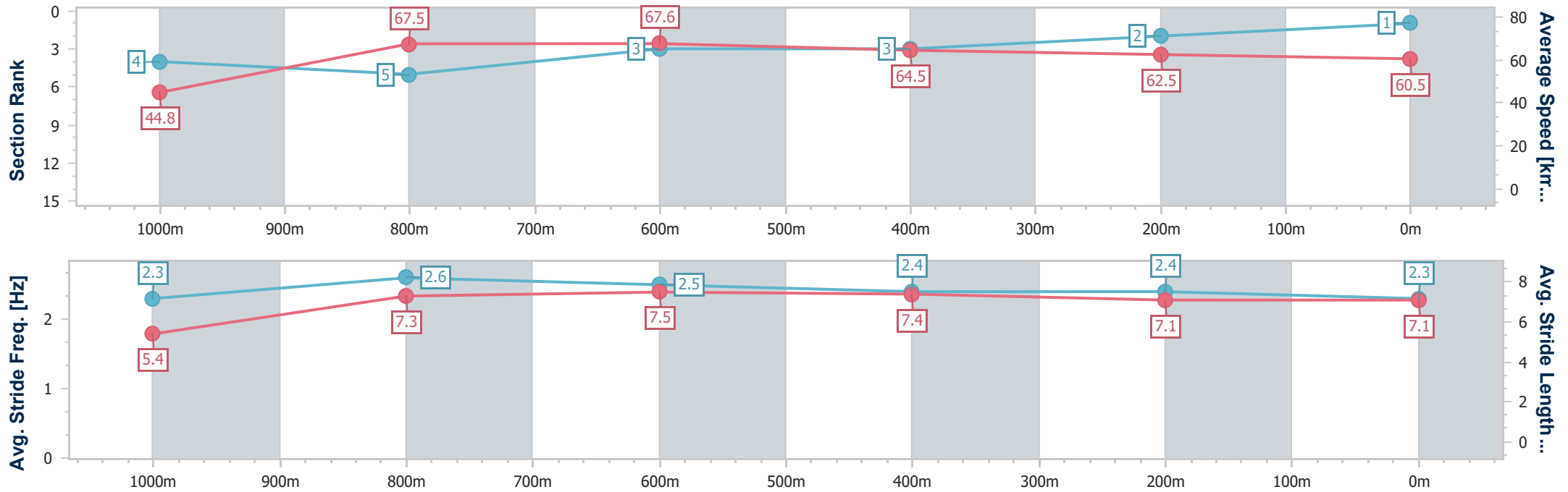
Aquis Park Gold Coast Poly QLD Professional
Race 3: Insurance Advisernet – AMR Risk Advisors Maiden Handicap - 1100m



23 November 2024 - 14:40

Track Rating: Synthetic, Weather: Overcast, Rail Position: True

| Section | Overall | 1000m | 800m | 600m | 400m | 200m |
|------------------------|--------------------------|--------------------------|--------------------------|--------------------------|--------------------------|--------------------------|
| Section Times | 1:04.20 [1] (0:08.03) | 0:56.17 [4] (0:10.65) | 0:45.52 [5] (0:10.64) | 0:34.88 [3] (0:11.26) | 0:23.62 [3] (0:11.66) | 0:11.96 [2] (0:11.96) |
| Average Speed [km/h] | 44.8 | 67.5 | 67.6 | 64.5 | 62.5 | 60.5 |
| Top Speed [km/h] | 64.2 | 68.7 | 69.2 | 66.3 | 63.2 | 63.0 |
| Avg. Dist. to Rail [m] | 3.7 | 0.7 | 0.8 | 1.8 | 4.0 | 4.5 |
| Avg. Stride Freq. [Hz] | 2.3 | 2.6 | 2.5 | 2.4 | 2.4 | 2.3 |
| Avg. Stride Length [m] | 5.4 | 7.3 | 7.5 | 7.4 | 7.1 | 7.1 |



- [] Ranking at each section and finish
- .-.- No data available at this section
- NA No data available



| | |
|--------------------------------|-------------------|
| Horse/Jockey Name | Pearl In Hay |
| Final Rank | 2 |
| Fastest Section Time (Section) | 0:07.88 (Overall) |
| Top Speed [km/h] (Section) | 70.8 (1000m) |
| Race State | Finished |



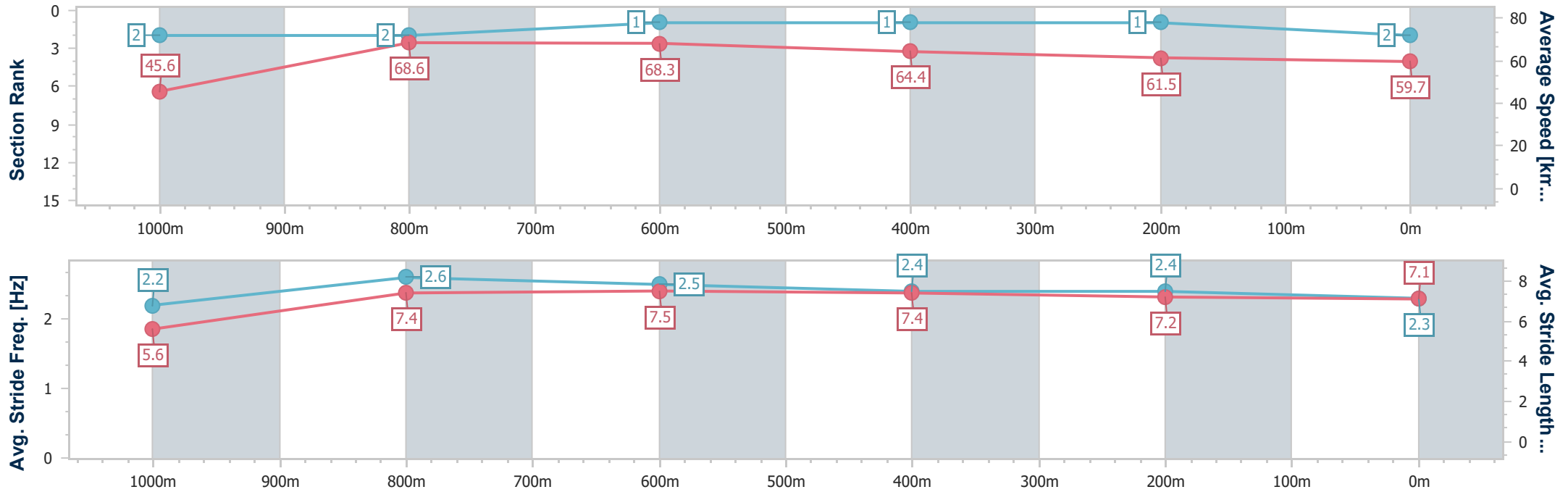
Aquis Park Gold Coast Poly QLD Professional
Race 3: Insurance Advisernet – AMR Risk Advisors Maiden Handicap - 1100m



23 November 2024 - 14:40

Track Rating: Synthetic, Weather: Overcast, Rail Position: True

| Section | Overall | 1000m | 800m | 600m | 400m | 200m |
|------------------------|--------------------------|--------------------------|--------------------------|--------------------------|--------------------------|--------------------------|
| Section Times | 1:04.34 [2] (0:07.88) | 0:56.46 [2] (0:10.62) | 0:45.84 [2] (0:10.68) | 0:35.16 [1] (0:11.25) | 0:23.91 [1] (0:11.80) | 0:12.11 [1] (0:12.11) |
| Average Speed [km/h] | 45.6 | 68.6 | 68.3 | 64.4 | 61.5 | 59.7 |
| Top Speed [km/h] | 66.3 | 70.8 | 70.0 | 67.0 | 63.4 | 61.6 |
| Avg. Dist. to Rail [m] | 8.6 | 4.8 | 1.7 | 1.8 | 3.0 | 2.9 |
| Avg. Stride Freq. [Hz] | 2.2 | 2.6 | 2.5 | 2.4 | 2.4 | 2.3 |
| Avg. Stride Length [m] | 5.6 | 7.4 | 7.5 | 7.4 | 7.2 | 7.1 |



- [] Ranking at each section and finish
- .-.- No data available at this section
- NA No data available



| | |
|--------------------------------|-------------------|
| Horse/Jockey Name | Aima Sun |
| Final Rank | 3 |
| Fastest Section Time (Section) | 0:08.01 (Overall) |
| Top Speed [km/h] (Section) | 68.8 (800m) |
| Race State | Finished |



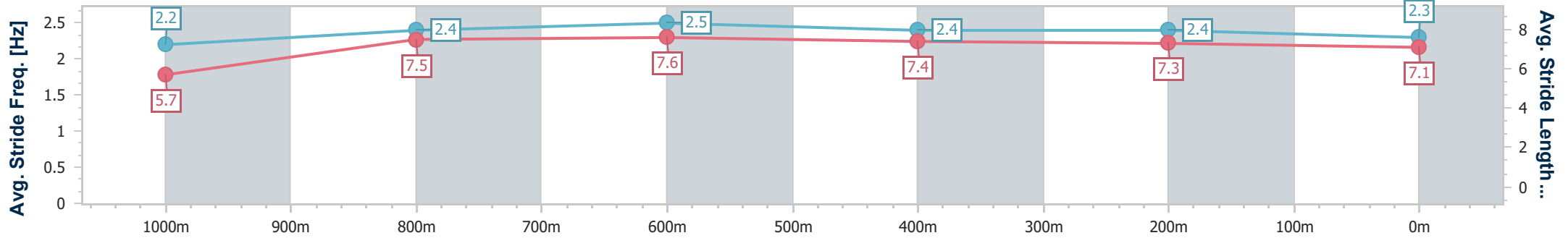
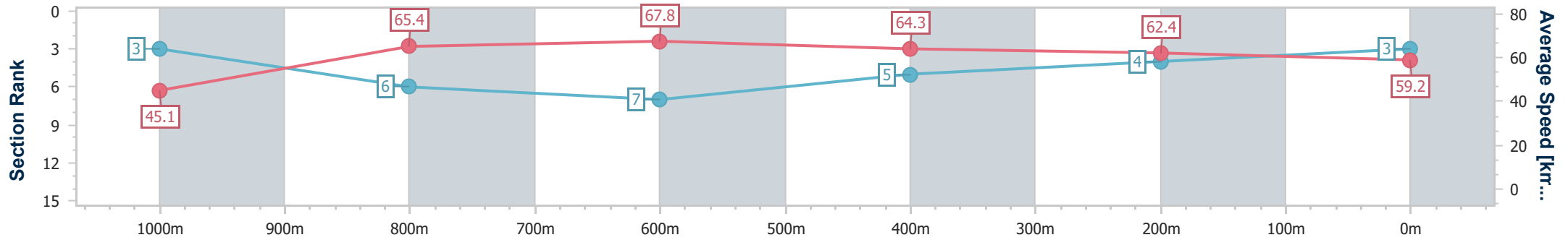
Aquis Park Gold Coast Poly QLD Professional
Race 3: Insurance Advisernet – AMR Risk Advisors Maiden Handicap - 1100m



23 November 2024 - 14:40

Track Rating: Synthetic, Weather: Overcast, Rail Position: True

| Section | Overall | 1000m | 800m | 600m | 400m | 200m |
|------------------------|--------------------------|--------------------------|--------------------------|--------------------------|--------------------------|--------------------------|
| Section Times | 1:04.63 [3] (0:08.01) | 0:56.62 [3] (0:11.00) | 0:45.62 [6] (0:10.59) | 0:35.03 [7] (0:11.18) | 0:23.85 [5] (0:11.62) | 0:12.23 [4] (0:12.23) |
| Average Speed [km/h] | 45.1 | 65.4 | 67.8 | 64.3 | 62.4 | 59.2 |
| Top Speed [km/h] | 62.4 | 68.3 | 68.8 | 65.4 | 63.5 | 61.1 |
| Avg. Dist. to Rail [m] | 1.0 | 0.3 | 0.4 | 0.4 | 2.3 | 2.7 |
| Avg. Stride Freq. [Hz] | 2.2 | 2.4 | 2.5 | 2.4 | 2.4 | 2.3 |
| Avg. Stride Length [m] | 5.7 | 7.5 | 7.6 | 7.4 | 7.3 | 7.1 |



- [] Ranking at each section and finish
- .-.- No data available at this section
- NA No data available



| | |
|--------------------------------|-------------------|
| Horse/Jockey Name | He's A Weapon |
| Final Rank | 4 |
| Fastest Section Time (Section) | 0:07.87 (Overall) |
| Top Speed [km/h] (Section) | 70.3 (1000m) |
| Race State | Finished |



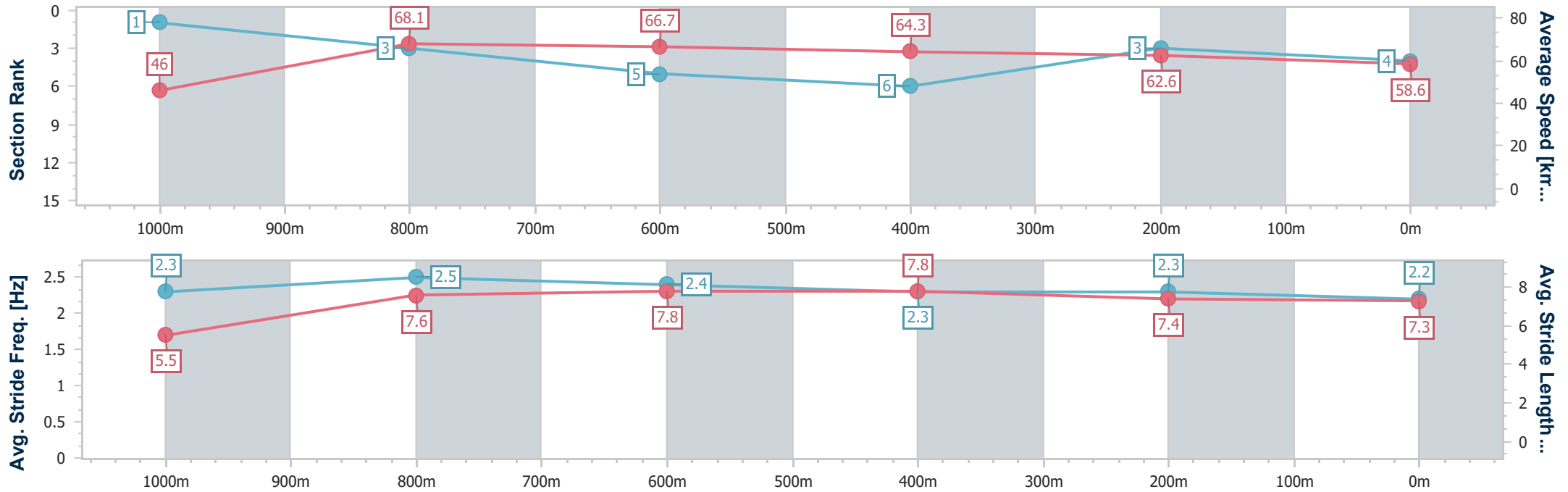
Aquis Park Gold Coast Poly QLD Professional
Race 3: Insurance Advisernet – AMR Risk Advisors Maiden Handicap - 1100m



23 November 2024 - 14:40

Track Rating: Synthetic, Weather: Overcast, Rail Position: True

| Section | Overall | 1000m | 800m | 600m | 400m | 200m |
|------------------------|--------------------------|--------------------------|--------------------------|--------------------------|--------------------------|-------------|
| Section Times | 1:04.75 [4] (0:07.87) | 0:56.88 [1] (0:10.65) | 0:46.23 [3] (0:10.96) | 0:35.27 [5] (0:11.33) | 0:23.94 [6] (0:11.56) | 0:12.38 [3] |
| Average Speed [km/h] | 46.0 | 68.1 | 66.7 | 64.3 | 62.6 | 58.6 |
| Top Speed [km/h] | 65.7 | 70.3 | 68.1 | 66.4 | 64.2 | 60.2 |
| Avg. Dist. to Rail [m] | 10.2 | 4.4 | 2.4 | 2.4 | 3.4 | 5.3 |
| Avg. Stride Freq. [Hz] | 2.3 | 2.5 | 2.4 | 2.3 | 2.3 | 2.2 |
| Avg. Stride Length [m] | 5.5 | 7.6 | 7.8 | 7.8 | 7.4 | 7.3 |



- [] Ranking at each section and finish
- .-.- No data available at this section
- NA No data available



| | |
|--------------------------------|-------------------|
| Horse/Jockey Name | Aratiri |
| Final Rank | 5 |
| Fastest Section Time (Section) | 0:08.22 (Overall) |
| Top Speed [km/h] (Section) | 70.6 (800m) |
| Race State | Finished |



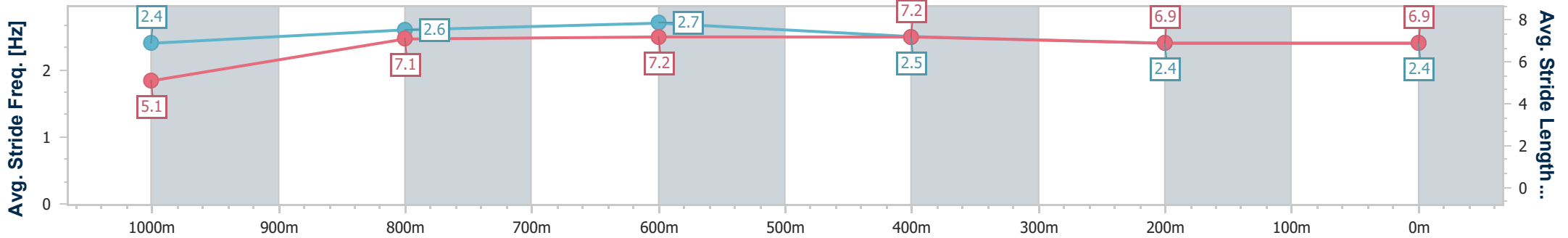
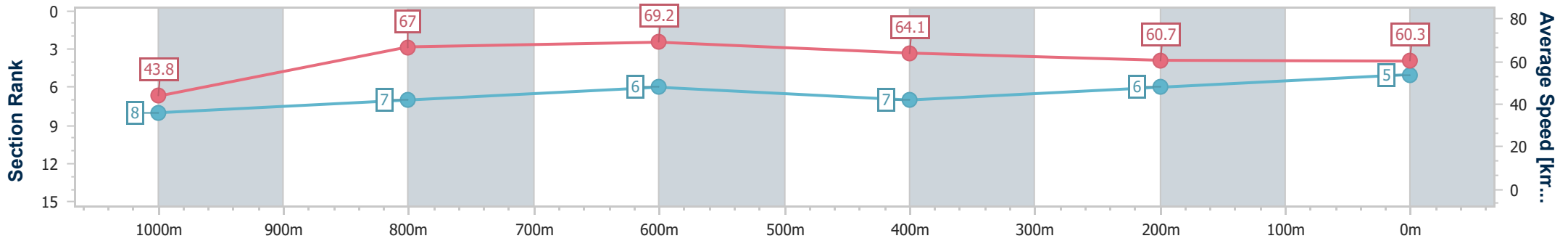
Aquis Park Gold Coast Poly QLD Professional
Race 3: Insurance Advisernet – AMR Risk Advisors Maiden Handicap - 1100m



23 November 2024 - 14:40

Track Rating: Synthetic, Weather: Overcast, Rail Position: True

| Section | Overall | 1000m | 800m | 600m | 400m | 200m |
|------------------------|--------------------------|--------------------------|--------------------------|--------------------------|--------------------------|--------------------------|
| Section Times | 1:04.86 [5] (0:08.22) | 0:56.64 [8] (0:10.82) | 0:45.82 [7] (0:10.49) | 0:35.33 [6] (0:11.31) | 0:24.02 [7] (0:12.01) | 0:12.01 [6] (0:12.01) |
| Average Speed [km/h] | 43.8 | 67.0 | 69.2 | 64.1 | 60.7 | 60.3 |
| Top Speed [km/h] | 61.0 | 70.4 | 70.6 | 66.9 | 62.2 | 62.3 |
| Avg. Dist. to Rail [m] | 7.8 | 3.0 | 1.2 | 2.0 | 4.6 | 4.3 |
| Avg. Stride Freq. [Hz] | 2.4 | 2.6 | 2.7 | 2.5 | 2.4 | 2.4 |
| Avg. Stride Length [m] | 5.1 | 7.1 | 7.2 | 7.2 | 6.9 | 6.9 |



- [] Ranking at each section and finish
- .-.- No data available at this section
- NA No data available



| | |
|--------------------------------|-------------------|
| Horse/Jockey Name | Measured |
| Final Rank | 6 |
| Fastest Section Time (Section) | 0:08.69 (Overall) |
| Top Speed [km/h] (Section) | 68.4 (600m) |
| Race State | Finished |



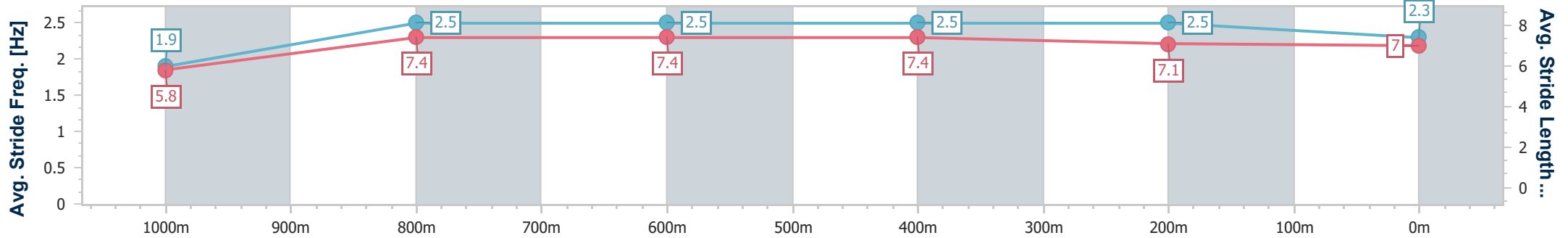
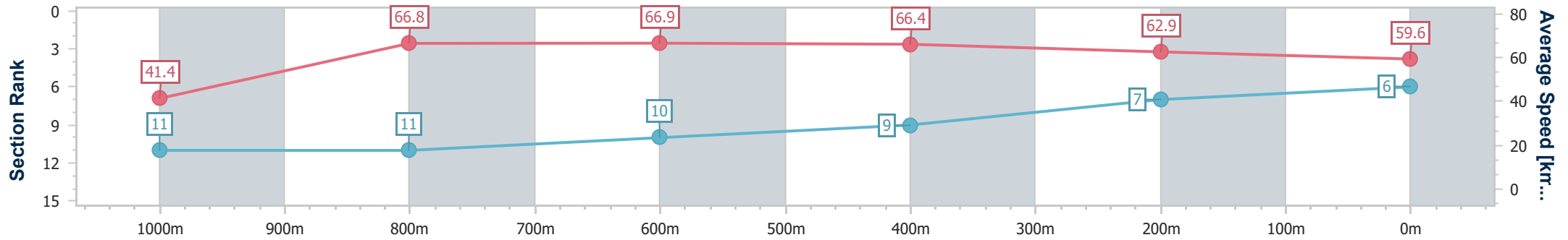
Aquis Park Gold Coast Poly QLD Professional
Race 3: Insurance Advisernet – AMR Risk Advisors Maiden Handicap - 1100m



23 November 2024 - 14:40

Track Rating: Synthetic, Weather: Overcast, Rail Position: True

| Section | Overall | 1000m | 800m | 600m | 400m | 200m |
|------------------------|--------------------------|---------------------------|---------------------------|---------------------------|--------------------------|--------------------------|
| Section Times | 1:05.07 [6] (0:08.69) | 0:56.38 [11] (0:10.78) | 0:45.60 [11] (0:10.90) | 0:34.70 [10] (0:10.99) | 0:23.71 [9] (0:11.52) | 0:12.19 [7] (0:12.19) |
| Average Speed [km/h] | 41.4 | 66.8 | 66.9 | 66.4 | 62.9 | 59.6 |
| Top Speed [km/h] | 62.9 | 68.3 | 68.3 | 68.4 | 64.3 | 61.9 |
| Avg. Dist. to Rail [m] | 1.8 | 0.8 | 1.7 | 3.0 | 4.3 | 5.9 |
| Avg. Stride Freq. [Hz] | 1.9 | 2.5 | 2.5 | 2.5 | 2.5 | 2.3 |
| Avg. Stride Length [m] | 5.8 | 7.4 | 7.4 | 7.4 | 7.1 | 7.0 |



- [] Ranking at each section and finish
- .-.- No data available at this section
- NA No data available



| | |
|--------------------------------|-------------------|
| Horse/Jockey Name | Our Missile |
| Final Rank | 7 |
| Fastest Section Time (Section) | 0:08.04 (Overall) |
| Top Speed [km/h] (Section) | 70.7 (1000m) |
| Race State | Finished |



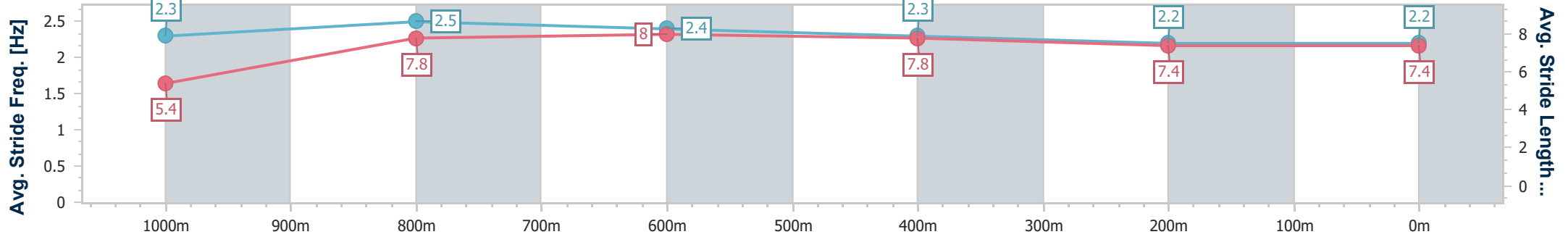
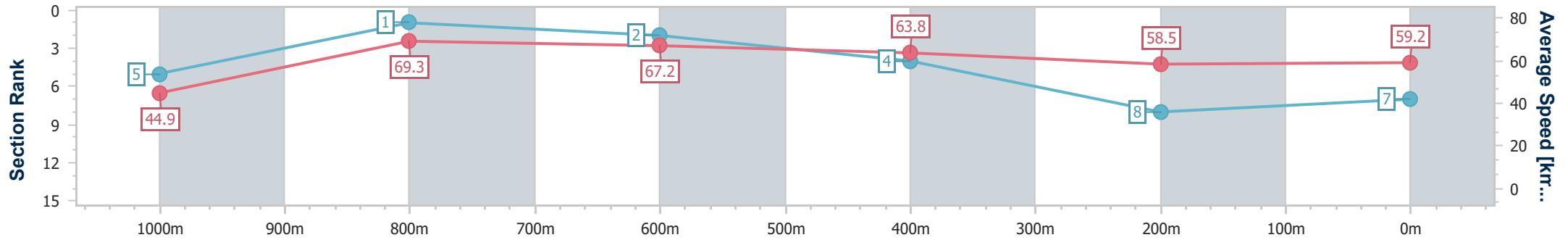
Aquis Park Gold Coast Poly QLD Professional
Race 3: Insurance Advisernet – AMR Risk Advisors Maiden Handicap - 1100m



23 November 2024 - 14:40

Track Rating: Synthetic, Weather: Overcast, Rail Position: True

| Section | Overall | 1000m | 800m | 600m | 400m | 200m |
|------------------------|--------------------------|--------------------------|--------------------------|--------------------------|--------------------------|--------------------------|
| Section Times | 1:05.15 [7] (0:08.04) | 0:57.11 [5] (0:10.43) | 0:46.68 [1] (0:10.84) | 0:35.84 [2] (0:11.32) | 0:24.52 [4] (0:12.27) | 0:12.25 [8] (0:12.25) |
| Average Speed [km/h] | 44.9 | 69.3 | 67.2 | 63.8 | 58.5 | 59.2 |
| Top Speed [km/h] | 66.0 | 70.7 | 68.9 | 66.4 | 60.7 | 60.1 |
| Avg. Dist. to Rail [m] | 5.2 | 2.7 | 1.7 | 1.0 | 0.9 | 2.0 |
| Avg. Stride Freq. [Hz] | 2.3 | 2.5 | 2.4 | 2.3 | 2.2 | 2.2 |
| Avg. Stride Length [m] | 5.4 | 7.8 | 8.0 | 7.8 | 7.4 | 7.4 |



- [] Ranking at each section and finish
- .-.- No data available at this section
- NA No data available



| | |
|--------------------------------|-------------------|
| Horse/Jockey Name | Galaxy Sunset |
| Final Rank | 8 |
| Fastest Section Time (Section) | 0:08.06 (Overall) |
| Top Speed [km/h] (Section) | 70.2 (1000m) |
| Race State | Finished |



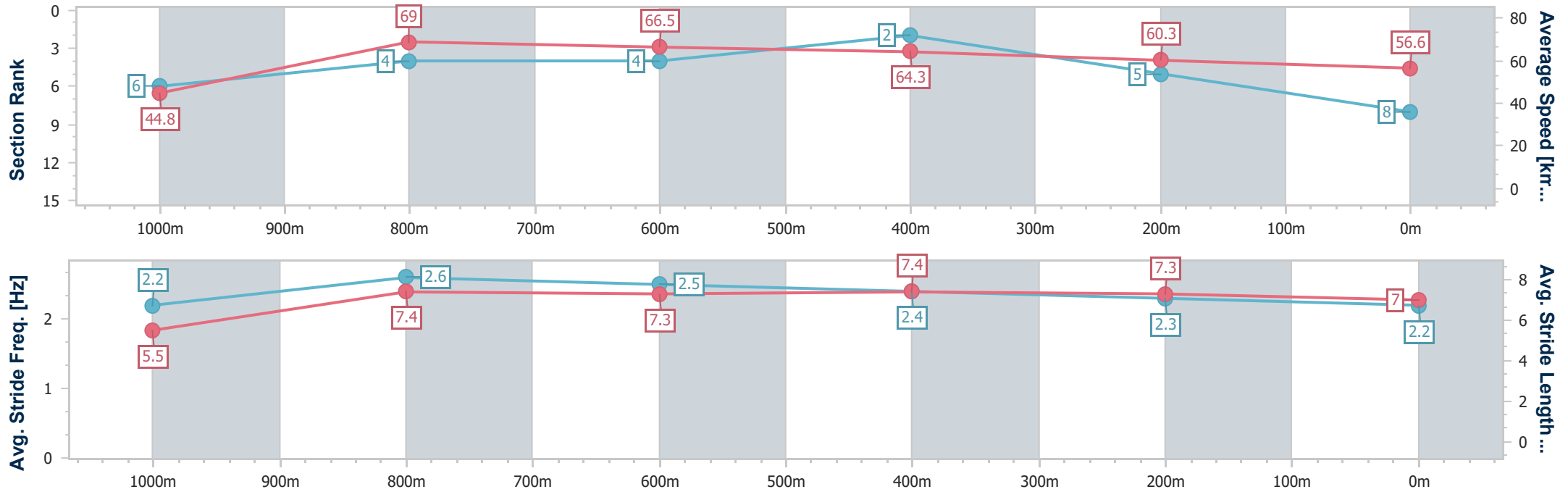
Aquis Park Gold Coast Poly QLD Professional
Race 3: Insurance Advisernet – AMR Risk Advisors Maiden Handicap - 1100m



23 November 2024 - 14:40

Track Rating: Synthetic, Weather: Overcast, Rail Position: True

| Section | Overall | 1000m | 800m | 600m | 400m | 200m |
|------------------------|--------------------------|--------------------------|--------------------------|--------------------------|--------------------------|--------------------------|
| Section Times | 1:05.27 [8] (0:08.06) | 0:57.21 [6] (0:10.47) | 0:46.74 [4] (0:10.84) | 0:35.90 [4] (0:11.16) | 0:24.74 [2] (0:11.94) | 0:12.80 [5] (0:12.80) |
| Average Speed [km/h] | 44.8 | 69.0 | 66.5 | 64.3 | 60.3 | 56.6 |
| Top Speed [km/h] | 66.0 | 70.2 | 68.4 | 67.6 | 61.8 | 58.9 |
| Avg. Dist. to Rail [m] | 6.7 | 2.7 | 0.6 | 0.7 | 0.3 | 0.5 |
| Avg. Stride Freq. [Hz] | 2.2 | 2.6 | 2.5 | 2.4 | 2.3 | 2.2 |
| Avg. Stride Length [m] | 5.5 | 7.4 | 7.3 | 7.4 | 7.3 | 7.0 |



- [] Ranking at each section and finish
- .-.- No data available at this section
- NA No data available



| | |
|--------------------------------|-------------------|
| Horse/Jockey Name | Remomia |
| Final Rank | 9 |
| Fastest Section Time (Section) | 0:08.08 (Overall) |
| Top Speed [km/h] (Section) | 68.0 (1000m) |
| Race State | Finished |



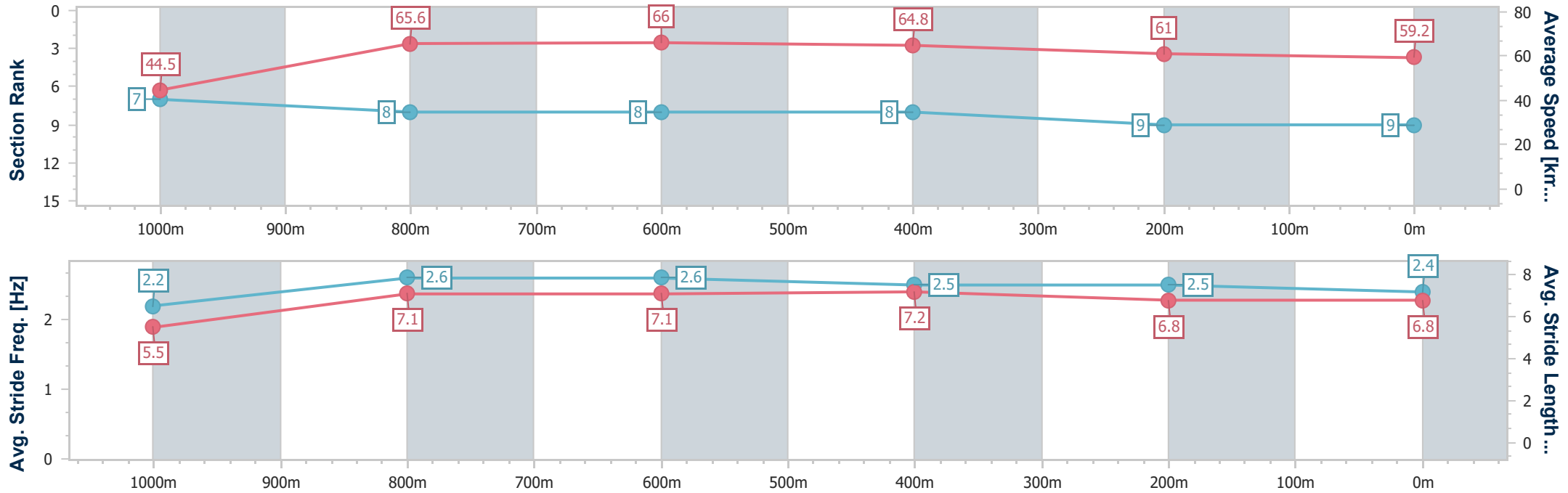
Aquis Park Gold Coast Poly QLD Professional
Race 3: Insurance Advisernet – AMR Risk Advisors Maiden Handicap - 1100m



23 November 2024 - 14:40

Track Rating: Synthetic, Weather: Overcast, Rail Position: True

| Section | Overall | 1000m | 800m | 600m | 400m | 200m |
|------------------------|--------------------------|--------------------------|--------------------------|--------------------------|--------------------------|--------------------------|
| Section Times | 1:05.29 [9] (0:08.08) | 0:57.21 [7] (0:11.00) | 0:46.21 [8] (0:11.00) | 0:35.21 [8] (0:11.13) | 0:24.08 [8] (0:11.81) | 0:12.27 [9] (0:12.27) |
| Average Speed [km/h] | 44.5 | 65.6 | 66.0 | 64.8 | 61.0 | 59.2 |
| Top Speed [km/h] | 62.6 | 68.0 | 67.6 | 66.7 | 62.4 | 60.5 |
| Avg. Dist. to Rail [m] | 6.4 | 2.1 | 1.0 | 0.7 | 1.0 | 3.2 |
| Avg. Stride Freq. [Hz] | 2.2 | 2.6 | 2.6 | 2.5 | 2.5 | 2.4 |
| Avg. Stride Length [m] | 5.5 | 7.1 | 7.1 | 7.2 | 6.8 | 6.8 |



- [] Ranking at each section and finish
- .-.- No data available at this section
- NA No data available



| | |
|--------------------------------|-------------------|
| Horse/Jockey Name | Dellucy |
| Final Rank | 10 |
| Fastest Section Time (Section) | 0:08.31 (Overall) |
| Top Speed [km/h] (Section) | 67.4 (800m) |
| Race State | Finished |



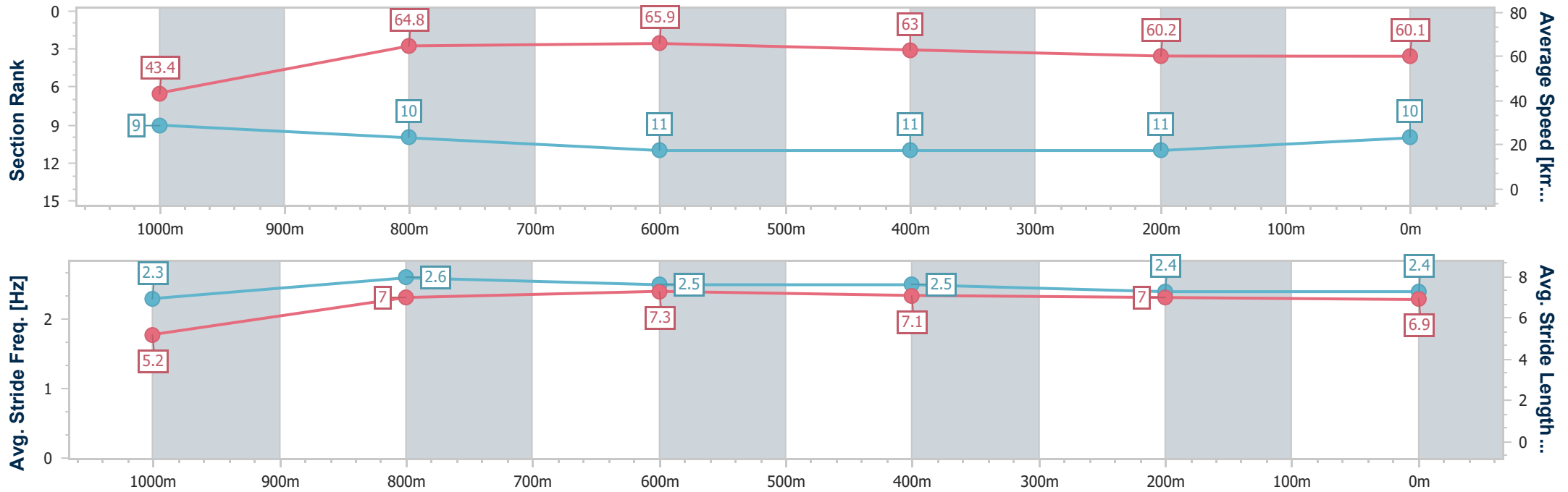
Aquis Park Gold Coast Poly QLD Professional
Race 3: Insurance Advisernet – AMR Risk Advisors Maiden Handicap - 1100m



23 November 2024 - 14:40

Track Rating: Synthetic, Weather: Overcast, Rail Position: True

| Section | Overall | 1000m | 800m | 600m | 400m | 200m |
|------------------------|---------------------------|--------------------------|---------------------------|---------------------------|---------------------------|---------------------------|
| Section Times | 1:05.97 [10] (0:08.31) | 0:57.66 [9] (0:11.10) | 0:46.56 [10] (0:10.97) | 0:35.59 [11] (0:11.53) | 0:24.06 [11] (0:12.03) | 0:12.03 [11] (0:12.03) |
| Average Speed [km/h] | 43.4 | 64.8 | 65.9 | 63.0 | 60.2 | 60.1 |
| Top Speed [km/h] | 61.4 | 66.5 | 67.4 | 65.7 | 61.2 | 61.5 |
| Avg. Dist. to Rail [m] | 1.1 | 0.6 | 0.9 | 1.8 | 3.0 | 5.9 |
| Avg. Stride Freq. [Hz] | 2.3 | 2.6 | 2.5 | 2.5 | 2.4 | 2.4 |
| Avg. Stride Length [m] | 5.2 | 7.0 | 7.3 | 7.1 | 7.0 | 6.9 |



- [] Ranking at each section and finish
- .-.- No data available at this section
- NA No data available



| | |
|--------------------------------|-------------------|
| Horse/Jockey Name | Gettin'hotinhere |
| Final Rank | 11 |
| Fastest Section Time (Section) | 0:08.41 (Overall) |
| Top Speed [km/h] (Section) | 68.2 (800m) |
| Race State | Finished |



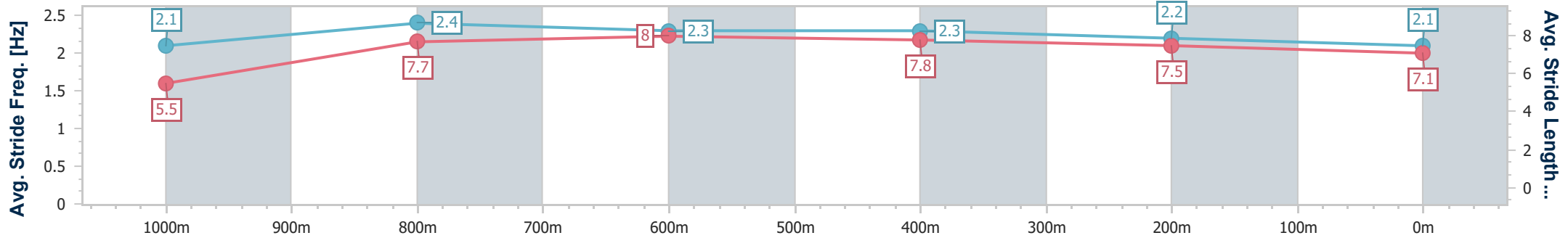
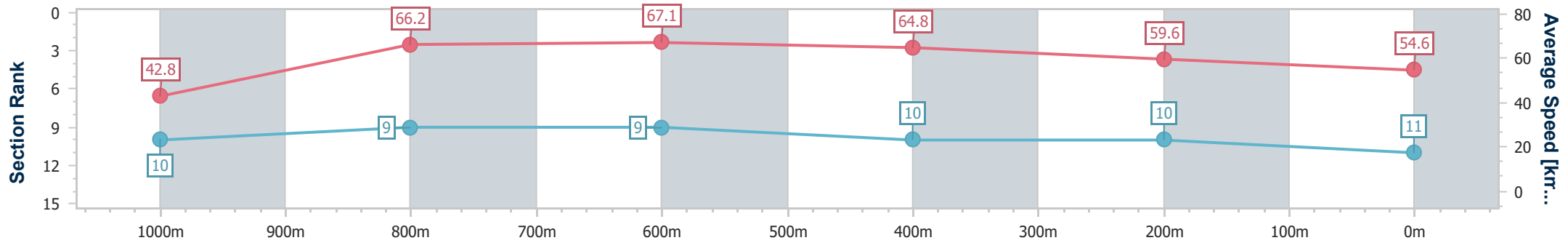
Aquis Park Gold Coast Poly QLD Professional
Race 3: Insurance Advisernet – AMR Risk Advisors Maiden Handicap - 1100m



23 November 2024 - 14:40

Track Rating: Synthetic, Weather: Overcast, Rail Position: True

| Section | Overall | 1000m | 800m | 600m | 400m | 200m |
|------------------------|---------------------------|---------------------------|--------------------------|--------------------------|---------------------------|---------------------------|
| Section Times | 1:06.92 [11] (0:08.41) | 0:58.51 [10] (0:10.92) | 0:47.59 [9] (0:10.87) | 0:36.72 [9] (0:11.31) | 0:25.41 [10] (0:12.13) | 0:13.28 [10] (0:13.28) |
| Average Speed [km/h] | 42.8 | 66.2 | 67.1 | 64.8 | 59.6 | 54.6 |
| Top Speed [km/h] | 63.0 | 67.5 | 68.2 | 67.4 | 61.6 | 57.9 |
| Avg. Dist. to Rail [m] | 5.1 | 1.5 | 2.5 | 3.5 | 3.2 | 1.7 |
| Avg. Stride Freq. [Hz] | 2.1 | 2.4 | 2.3 | 2.3 | 2.2 | 2.1 |
| Avg. Stride Length [m] | 5.5 | 7.7 | 8.0 | 7.8 | 7.5 | 7.1 |



- [] Ranking at each section and finish
- .-.- No data available at this section
- NA No data available