



Aquis Park Gold Coast Poly QLD Professional
Race 4: Kingy's Enterprises Christmas BENCHMARK 62 Handicap - 2000m
23 November 2024 - 15:17



Track Rating: Synthetic, Weather: Overcast, Rail Position: True

Section		Overall	1800m	1600m	1400m	1200m	1000m	800m	Last 600m				
Field Times		2:03.19 (0:13.56)	1:49.63 (0:11.26)	1:38.37 (0:11.96)	1:26.41 (0:12.37)	1:14.04 (0:12.15)	1:01.89 (0:12.46)	0:49.43 (0:12.18)	0:37.25				
Rank	TAB Horse/Jockey	Barrier	Top Speed [km/h]	Fastest Section									Distance Travelled [m]
1	1 CHERBOURG Jace McMurray	4	67.0 1800m	0:11.17 1800m	2:03.19 [1] (0:13.71)	1:49.48 [4] (0:11.17)	1:38.31 [3] (0:12.09)	1:26.22 [3] (0:12.58)	1:13.64 [5] (0:12.31)	1:01.33 [5] (0:12.49)	0:48.84 [3] (0:12.11)	0:36.73	
2	7 HIT 'EM UP Brandon Lerena	10	66.2 Overall	0:11.45 1800m	2:03.29 [2] (0:13.56)	1:49.73 [1] (0:11.45)	1:38.28 [4] (0:12.11)	1:26.17 [5] (0:12.60)	1:13.57 [6] (0:12.38)	1:01.19 [6] (0:12.67)	0:48.52 [7] (0:12.13)	0:36.39	+6
3	4 TOROVISTA Michael Cahill	1	65.7 1800m	0:11.38 1800m	2:03.32 [3] (0:13.75)	1:49.57 [6] (0:11.38)	1:38.19 [5] (0:11.90)	1:26.29 [4] (0:12.13)	1:14.16 [2] (0:12.14)	1:02.02 [1] (0:12.46)	0:49.56 [1] (0:12.18)	0:37.38	+3
4	6 VERMEER Noriyuki Masuda	5	65.1 1800m	0:11.31 1800m	2:03.40 [4] (0:14.16)	1:49.24 [8] (0:11.31)	1:37.93 [8] (0:11.80)	1:26.13 [7] (0:12.61)	1:13.52 [7] (0:12.25)	1:01.27 [7] (0:12.55)	0:48.72 [6] (0:11.98)	0:36.74	-5
5	2 SHADYVALE STORM Madeleine Wishart	3	66.3 1800m	0:11.22 1800m	2:03.50 [5] (0:13.60)	1:49.90 [3] (0:11.22)	1:38.68 [1] (0:11.96)	1:26.72 [1] (0:12.37)	1:14.35 [1] (0:12.24)	1:02.11 [2] (0:12.58)	0:49.53 [2] (0:12.22)	0:37.31	-2
6	5 EL ASTEROID Jackson Murphy	7	65.6 1800m	0:11.36 1800m	2:03.56 [6] (0:14.30)	1:49.26 [9] (0:11.36)	1:37.90 [9] (0:11.89)	1:26.01 [9] (0:12.81)	1:13.20 [10] (0:12.12)	1:01.08 [10] (0:12.49)	0:48.59 [9] (0:11.97)	0:36.62	-3
7	3 TAKUNAI Rikki Jamieson	6	65.7 1800m	0:11.32 1800m	2:03.88 [7] (0:14.58)	1:49.30 [10] (0:11.32)	1:37.98 [10] (0:11.67)	1:26.31 [10] (0:12.74)	1:13.57 [9] (0:12.15)	1:01.42 [9] (0:12.67)	0:48.75 [10] (0:11.97)	0:36.78	+13
8	9 NEWMARKET MISS Brooke Ainsworth	2	64.2 1800m	0:11.52 1800m	2:03.88 [8] (0:13.74)	1:50.14 [5] (0:11.52)	1:38.62 [6] (0:11.90)	1:26.72 [6] (0:12.09)	1:14.63 [3] (0:12.32)	1:02.31 [3] (0:12.78)	0:49.53 [4] (0:12.15)	0:37.38	+14
9	10 RUDIMENTARY Micheal Hellyer	9	65.4 1800m	0:11.30 1800m	2:04.32 [9] (0:13.57)	1:50.75 [2] (0:11.30)	1:39.45 [2] (0:12.00)	1:27.45 [2] (0:12.50)	1:14.95 [4] (0:12.45)	1:02.50 [4] (0:12.73)	0:49.77 [5] (0:12.09)	0:37.68	+4
10	8 NO DOUBLE DIPPING Nathan Thomas	8	66.4 Overall	0:11.55 1800m	2:04.77 [10] (0:13.81)	1:50.96 [7] (0:11.55)	1:39.41 [7] (0:11.92)	1:27.49 [8] (0:12.78)	1:14.71 [8] (0:12.28)	1:02.43 [8] (0:12.62)	0:49.81 [8] (0:11.93)	0:37.88	+4

[] Ranking at each section and finish
 -:-:- No data available at this section
 NA No data available

SCN Saddle cloth number
 DNF Did not finish
 DNT Did not track



Aquis Park Gold Coast Poly QLD Professional
Race 4: Kingy's Enterprises Christmas BENCHMARK 62 Handicap - 2000m
23 November 2024 - 15:17



Track Rating: Synthetic, Weather: Overcast, Rail Position: True

Section				600m	400m	200m			Last 600m	
Field Times				0:37.25 (0:12.22)	0:25.03 (0:12.37)	0:12.66 (0:12.66)			0:37.25	
Rank	TAB	Horse/Jockey	Barrier	Top Speed [km/h]	Fastest Section	Margin			Distance Travelled [m]	
1	1	CHERBOURG Jace McMurray	4	67.0 1800m	0:11.17 1800m	0:36.73 [3] (0:11.86)	0:24.87 [3] (0:12.23)	0:12.64 [2] (0:12.64)	2:03.19	0:36.73
2	7	HIT 'EM UP Brandon Lerena	10	66.2 Overall	0:11.45 1800m	0:36.39 [8] (0:11.95)	0:24.44 [9] (0:12.07)	0:12.37 [5] (0:12.37)	0.5L	0:36.39 +6
3	4	TOROVISTA Michael Cahill	1	65.7 1800m	0:11.38 1800m	0:37.38 [1] (0:12.22)	0:25.16 [1] (0:12.37)	0:12.79 [1] (0:12.79)	0.7L	0:37.38 +3
4	6	VERMEER Noriyuki Masuda	5	65.1 1800m	0:11.31 1800m	0:36.74 [6] (0:11.85)	0:24.89 [5] (0:12.39)	0:12.50 [4] (0:12.50)	1.1L	0:36.74 -5
5	2	SHADYVALE STORM Madeleine Wishart	3	66.3 1800m	0:11.22 1800m	0:37.31 [2] (0:12.13)	0:25.18 [2] (0:12.34)	0:12.84 [3] (0:12.84)	1.6L	0:37.31 -2
6	5	EL ASTEROID Jackson Murphy	7	65.6 1800m	0:11.36 1800m	0:36.62 [9] (0:11.83)	0:24.79 [8] (0:12.32)	0:12.47 [7] (0:12.47)	1.8L	0:36.62 -3
7	3	TAKUNAI Rikki Jamieson	6	65.7 1800m	0:11.32 1800m	0:36.78 [10] (0:11.92)	0:24.86 [10] (0:12.21)	0:12.65 [10] (0:12.65)	3.6L	0:36.78 +13
8	9	NEWMARKET MISS Brooke Ainsworth	2	64.2 1800m	0:11.52 1800m	0:37.38 [4] (0:11.98)	0:25.40 [4] (0:12.44)	0:12.96 [6] (0:12.96)	3.7L	0:37.38 +14
9	10	RUDIMENTARY Micheal Hellyer	9	65.4 1800m	0:11.30 1800m	0:37.68 [5] (0:12.08)	0:25.60 [6] (0:12.42)	0:13.18 [8] (0:13.18)	6.2L	0:37.68 +4
10	8	NO DOUBLE DIPPING Nathan Thomas	8	66.4 Overall	0:11.55 1800m	0:37.88 [7] (0:11.88)	0:26.00 [7] (0:12.38)	0:13.62 [9] (0:13.62)	8.7L	0:37.88 +4

[] Ranking at each section and finish
 -:-:- No data available at this section
 NA No data available

SCN Saddle cloth number
 DNF Did not finish
 DNT Did not track



Horse/Jockey Name	Cherbourg
Final Rank	1
Fastest Section Time (Section)	0:11.17 (1800m)
Top Speed [km/h] (Section)	67.0 (1800m)
Race State	Finished



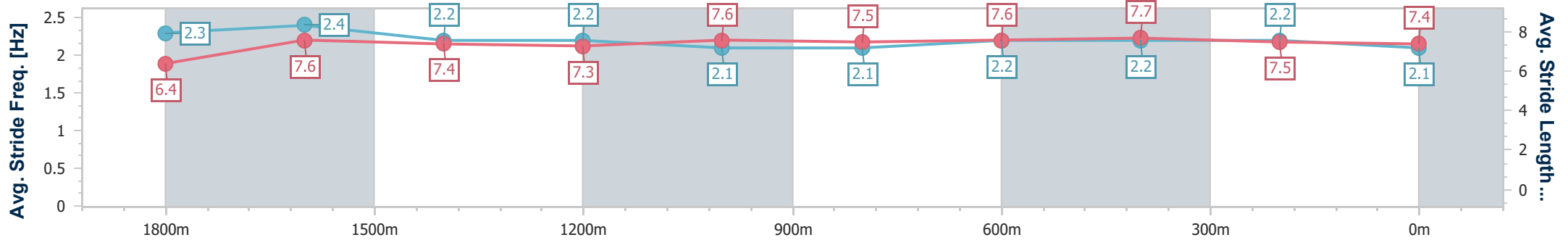
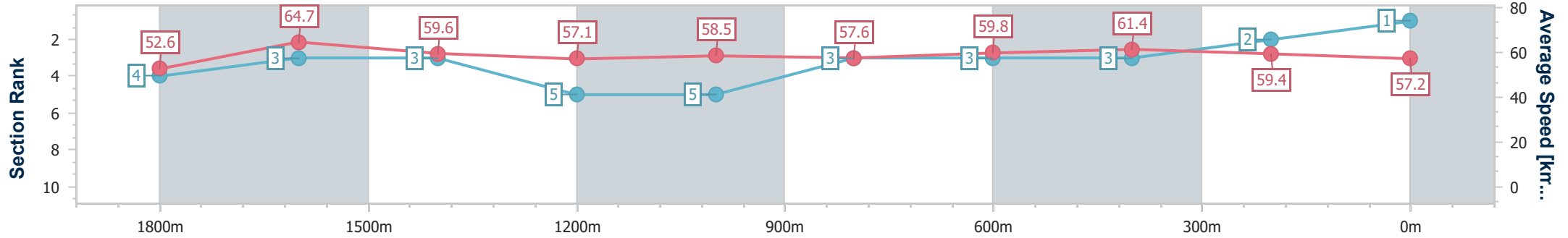
Aquis Park Gold Coast Poly QLD Professional
Race 4: Kingy's Enterprises Christmas BENCHMARK 62
Handicap - 2000m



23 November 2024 - 15:17

Track Rating: Synthetic, Weather: Overcast, Rail Position: True

Section	Overall	1800m	1600m	1400m	1200m	1000m	800m	600m	400m	200m
Section Times	2:03.19 [1] (0:13.71)	1:49.48 [4] (0:11.17)	1:38.31 [3] (0:12.09)	1:26.22 [3] (0:12.58)	1:13.64 [5] (0:12.31)	1:01.33 [5] (0:12.49)	0:48.84 [3] (0:12.11)	0:36.73 [3] (0:11.86)	0:24.87 [3] (0:12.23)	0:12.64 [2] (0:12.64)
Average Speed [km/h]	52.6	64.7	59.6	57.1	58.5	57.6	59.8	61.4	59.4	57.2
Top Speed [km/h]	65.9	67.0	61.6	59.0	59.7	59.2	62.5	62.6	60.2	58.9
Avg. Dist. to Rail [m]	4.8	2.0	0.5	0.7	0.3	0.4	1.2	2.8	4.3	4.9
Avg. Stride Freq. [Hz]	2.3	2.4	2.2	2.2	2.1	2.1	2.2	2.2	2.2	2.1
Avg. Stride Length [m]	6.4	7.6	7.4	7.3	7.6	7.5	7.6	7.7	7.5	7.4



- [] Ranking at each section and finish
- .-.- No data available at this section
- NA No data available



Horse/Jockey Name	Hit 'Em Up
Final Rank	2
Fastest Section Time (Section)	0:11.45 (1800m)
Top Speed [km/h] (Section)	66.2 (Overall)
Race State	Finished



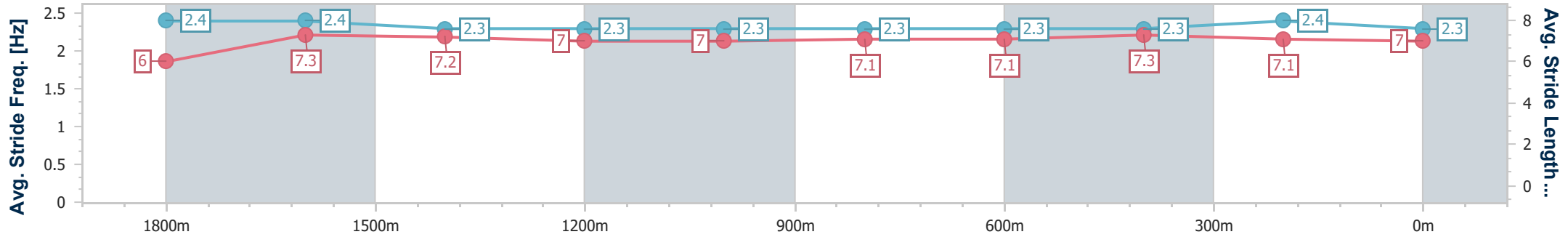
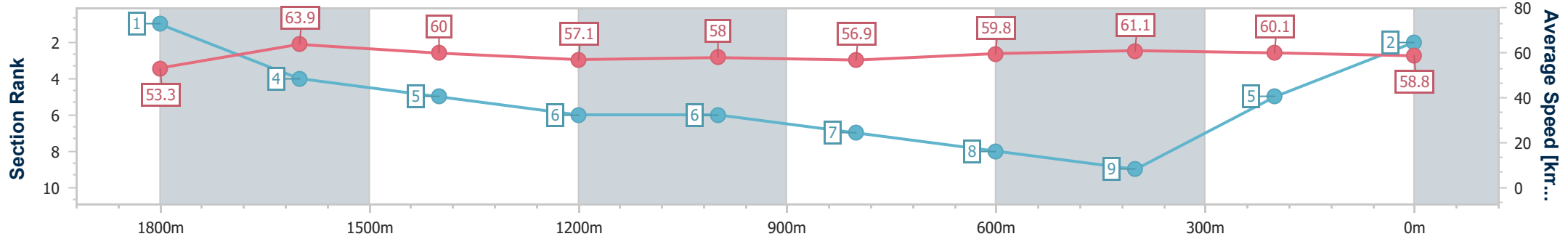
Aquis Park Gold Coast Poly QLD Professional
Race 4: Kingy's Enterprises Christmas BENCHMARK 62
Handicap - 2000m



23 November 2024 - 15:17

Track Rating: Synthetic, Weather: Overcast, Rail Position: True

Section	Overall	1800m	1600m	1400m	1200m	1000m	800m	600m	400m	200m
Section Times	2:03.29 [2] (0:13.56)	1:49.73 [1] (0:11.45)	1:38.28 [4] (0:12.11)	1:26.17 [5] (0:12.60)	1:13.57 [6] (0:12.38)	1:01.19 [6] (0:12.67)	0:48.52 [7] (0:12.13)	0:36.39 [8] (0:11.95)	0:24.44 [9] (0:12.07)	0:12.37 [5] (0:12.37)
Average Speed [km/h]	53.3	63.9	60.0	57.1	58.0	56.9	59.8	61.1	60.1	58.8
Top Speed [km/h]	66.2	65.8	61.8	59.3	60.2	58.0	62.3	62.4	61.5	59.1
Avg. Dist. to Rail [m]	8.7	5.5	1.5	0.4	0.4	0.6	1.3	3.0	5.8	6.5
Avg. Stride Freq. [Hz]	2.4	2.4	2.3	2.3	2.3	2.3	2.3	2.3	2.4	2.3
Avg. Stride Length [m]	6.0	7.3	7.2	7.0	7.0	7.1	7.1	7.3	7.1	7.0



- [] Ranking at each section and finish
- .-.- No data available at this section
- NA No data available



Horse/Jockey Name	Torovista
Final Rank	3
Fastest Section Time (Section)	0:11.38 (1800m)
Top Speed [km/h] (Section)	65.7 (1800m)
Race State	Finished



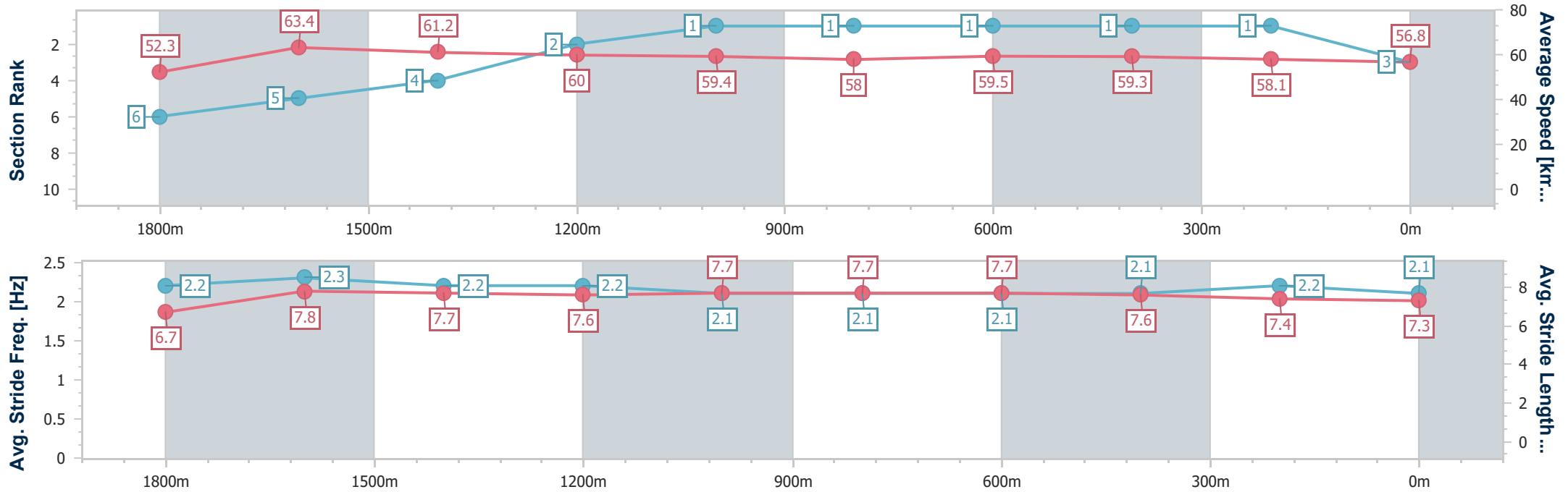
Aquis Park Gold Coast Poly QLD Professional
Race 4: Kingy's Enterprises Christmas BENCHMARK 62
Handicap - 2000m



23 November 2024 - 15:17

Track Rating: Synthetic, Weather: Overcast, Rail Position: True

Section	Overall	1800m	1600m	1400m	1200m	1000m	800m	600m	400m	200m
Section Times	2:03.32 [3] (0:13.75)	1:49.57 [6] (0:11.38)	1:38.19 [5] (0:11.90)	1:26.29 [4] (0:12.13)	1:14.16 [2] (0:12.14)	1:02.02 [1] (0:12.46)	0:49.56 [1] (0:12.18)	0:37.38 [1] (0:12.22)	0:25.16 [1] (0:12.37)	0:12.79 [1] (0:12.79)
Average Speed [km/h]	52.3	63.4	61.2	60.0	59.4	58.0	59.5	59.3	58.1	56.8
Top Speed [km/h]	65.0	65.7	62.0	61.5	61.8	58.8	60.6	60.6	58.8	57.7
Avg. Dist. to Rail [m]	0.9	0.7	2.5	1.9	3.0	2.0	1.4	1.0	1.4	2.8
Avg. Stride Freq. [Hz]	2.2	2.3	2.2	2.2	2.1	2.1	2.1	2.1	2.2	2.1
Avg. Stride Length [m]	6.7	7.8	7.7	7.6	7.7	7.7	7.7	7.6	7.4	7.3



- [] Ranking at each section and finish
- .-.- No data available at this section
- NA No data available



Horse/Jockey Name	Vermeer
Final Rank	4
Fastest Section Time (Section)	0:11.31 (1800m)
Top Speed [km/h] (Section)	65.1 (1800m)
Race State	Finished



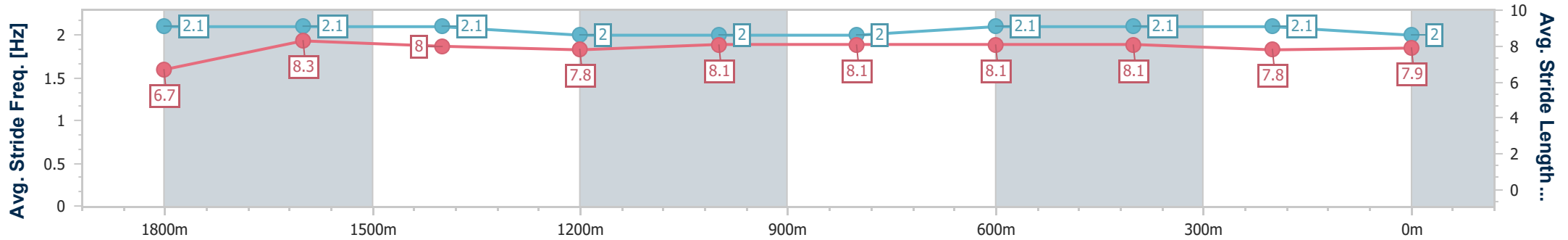
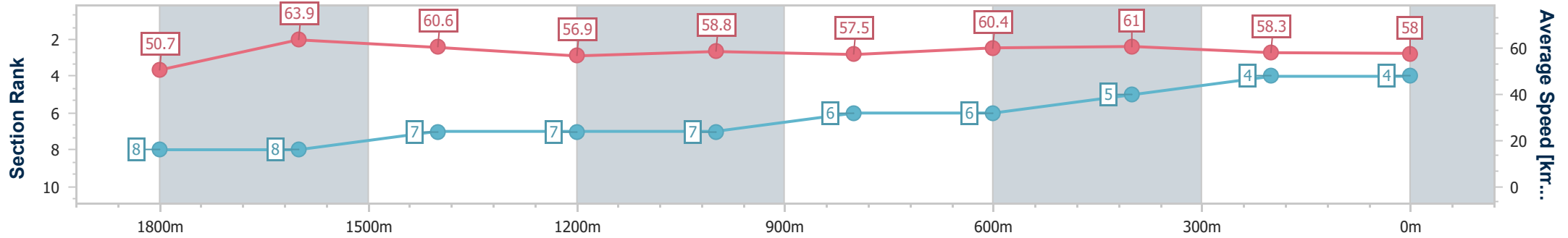
Aquis Park Gold Coast Poly QLD Professional
Race 4: Kingy's Enterprises Christmas BENCHMARK 62
Handicap - 2000m



23 November 2024 - 15:17

Track Rating: Synthetic, Weather: Overcast, Rail Position: True

Section	Overall	1800m	1600m	1400m	1200m	1000m	800m	600m	400m	200m
Section Times	2:03.40 [4] (0:14.16)	1:49.24 [8] (0:11.31)	1:37.93 [8] (0:11.80)	1:26.13 [7] (0:12.61)	1:13.52 [7] (0:12.25)	1:01.27 [7] (0:12.55)	0:48.72 [6] (0:11.98)	0:36.74 [6] (0:11.85)	0:24.89 [5] (0:12.39)	0:12.50 [4] (0:12.50)
Average Speed [km/h]	50.7	63.9	60.6	56.9	58.8	57.5	60.4	61.0	58.3	58.0
Top Speed [km/h]	64.5	65.1	62.5	60.0	60.5	58.6	62.7	63.8	59.4	58.2
Avg. Dist. to Rail [m]	3.8	0.5	0.4	0.5	0.7	0.7	1.1	0.9	1.0	1.1
Avg. Stride Freq. [Hz]	2.1	2.1	2.1	2.0	2.0	2.0	2.1	2.1	2.1	2.0
Avg. Stride Length [m]	6.7	8.3	8.0	7.8	8.1	8.1	8.1	8.1	7.8	7.9



- [] Ranking at each section and finish
- .-.- No data available at this section
- NA No data available



Horse/Jockey Name	Shadyvale Storm
Final Rank	5
Fastest Section Time (Section)	0:11.22 (1800m)
Top Speed [km/h] (Section)	66.3 (1800m)
Race State	Finished



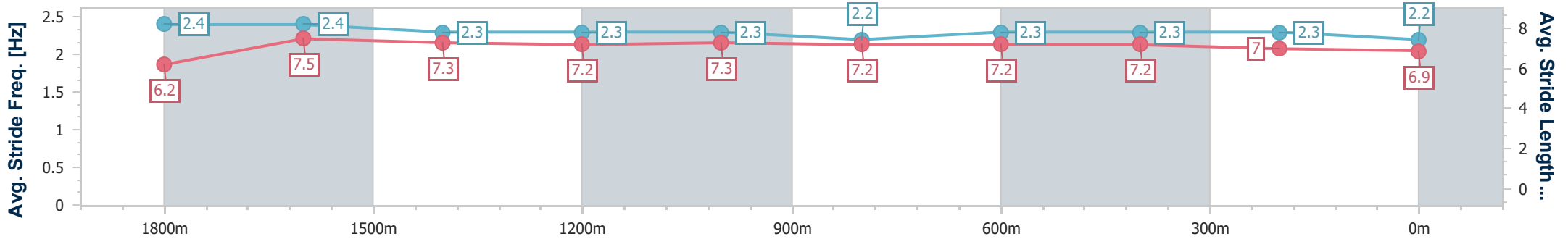
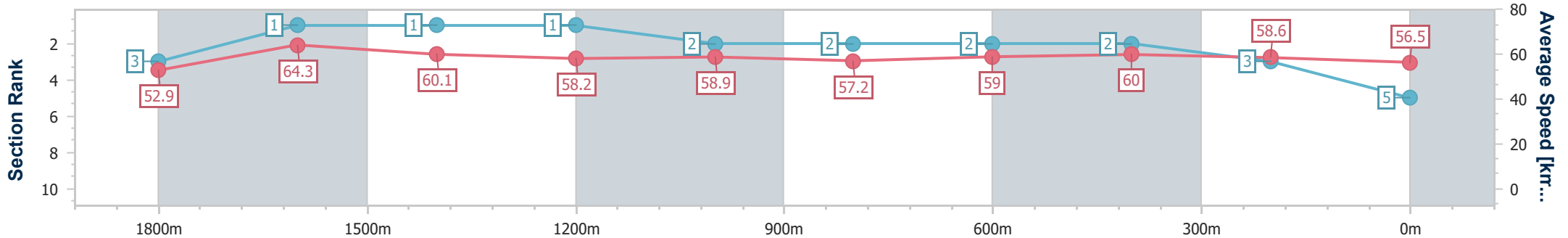
Aquis Park Gold Coast Poly QLD Professional
Race 4: Kingy's Enterprises Christmas BENCHMARK 62
Handicap - 2000m



23 November 2024 - 15:17

Track Rating: Synthetic, Weather: Overcast, Rail Position: True

Section	Overall	1800m	1600m	1400m	1200m	1000m	800m	600m	400m	200m
Section Times	2:03.50 [5] (0:13.60)	1:49.90 [3] (0:11.22)	1:38.68 [1] (0:11.96)	1:26.72 [1] (0:12.37)	1:14.35 [1] (0:12.24)	1:02.11 [2] (0:12.58)	0:49.53 [2] (0:12.22)	0:37.31 [2] (0:12.13)	0:25.18 [2] (0:12.34)	0:12.84 [3] (0:12.84)
Average Speed [km/h]	52.9	64.3	60.1	58.2	58.9	57.2	59.0	60.0	58.6	56.5
Top Speed [km/h]	65.5	66.3	62.0	60.9	61.0	58.0	60.5	61.7	60.4	57.8
Avg. Dist. to Rail [m]	3.5	0.9	0.5	0.4	0.8	0.6	0.5	1.8	3.3	4.5
Avg. Stride Freq. [Hz]	2.4	2.4	2.3	2.3	2.3	2.2	2.3	2.3	2.3	2.2
Avg. Stride Length [m]	6.2	7.5	7.3	7.2	7.3	7.2	7.2	7.2	7.0	6.9



- [] Ranking at each section and finish
- .-.- No data available at this section
- NA No data available



Horse/Jockey Name	El Asteroid
Final Rank	6
Fastest Section Time (Section)	0:11.36 (1800m)
Top Speed [km/h] (Section)	65.6 (1800m)
Race State	Finished



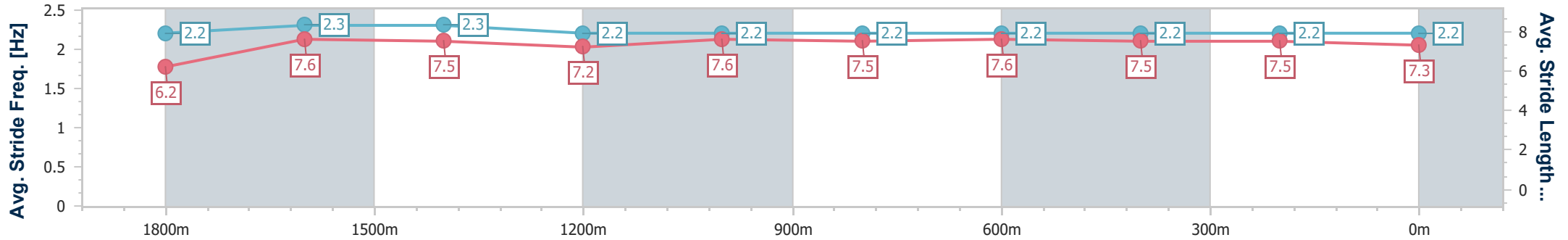
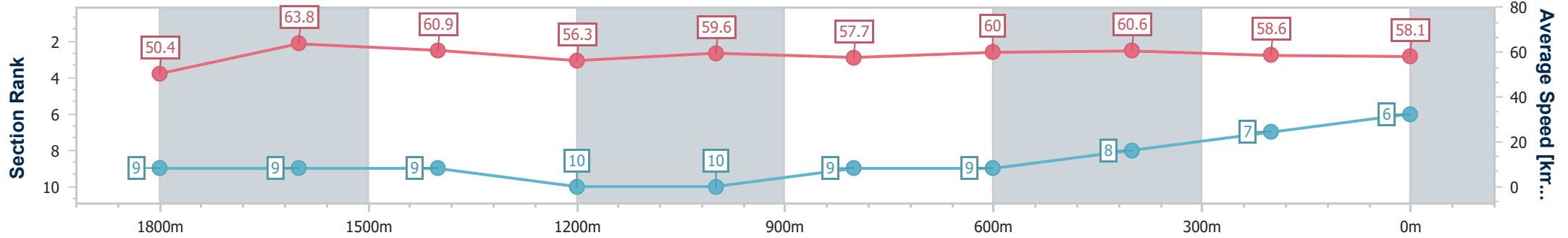
Aquis Park Gold Coast Poly QLD Professional
Race 4: Kingy's Enterprises Christmas BENCHMARK 62
Handicap - 2000m



23 November 2024 - 15:17

Track Rating: Synthetic, Weather: Overcast, Rail Position: True

Section	Overall	1800m	1600m	1400m	1200m	1000m	800m	600m	400m	200m
Section Times	2:03.56 [6] (0:14.30)	1:49.26 [9] (0:11.36)	1:37.90 [9] (0:11.89)	1:26.01 [9] (0:12.81)	1:13.20 [10] (0:12.12)	1:01.08 [10] (0:12.49)	0:48.59 [9] (0:11.97)	0:36.62 [9] (0:11.83)	0:24.79 [8] (0:12.32)	0:12.47 [7] (0:12.47)
Average Speed [km/h]	50.4	63.8	60.9	56.3	59.6	57.7	60.0	60.6	58.6	58.1
Top Speed [km/h]	65.4	65.6	62.4	58.9	61.3	58.5	62.0	63.1	59.0	58.7
Avg. Dist. to Rail [m]	4.8	1.9	2.0	0.7	0.4	0.1	0.5	0.3	1.3	2.4
Avg. Stride Freq. [Hz]	2.2	2.3	2.3	2.2	2.2	2.2	2.2	2.2	2.2	2.2
Avg. Stride Length [m]	6.2	7.6	7.5	7.2	7.6	7.5	7.6	7.5	7.5	7.3



- [] Ranking at each section and finish
- .-.- No data available at this section
- NA No data available



Horse/Jockey Name	Takunai
Final Rank	7
Fastest Section Time (Section)	0:11.32 (1800m)
Top Speed [km/h] (Section)	65.7 (1800m)
Race State	Finished



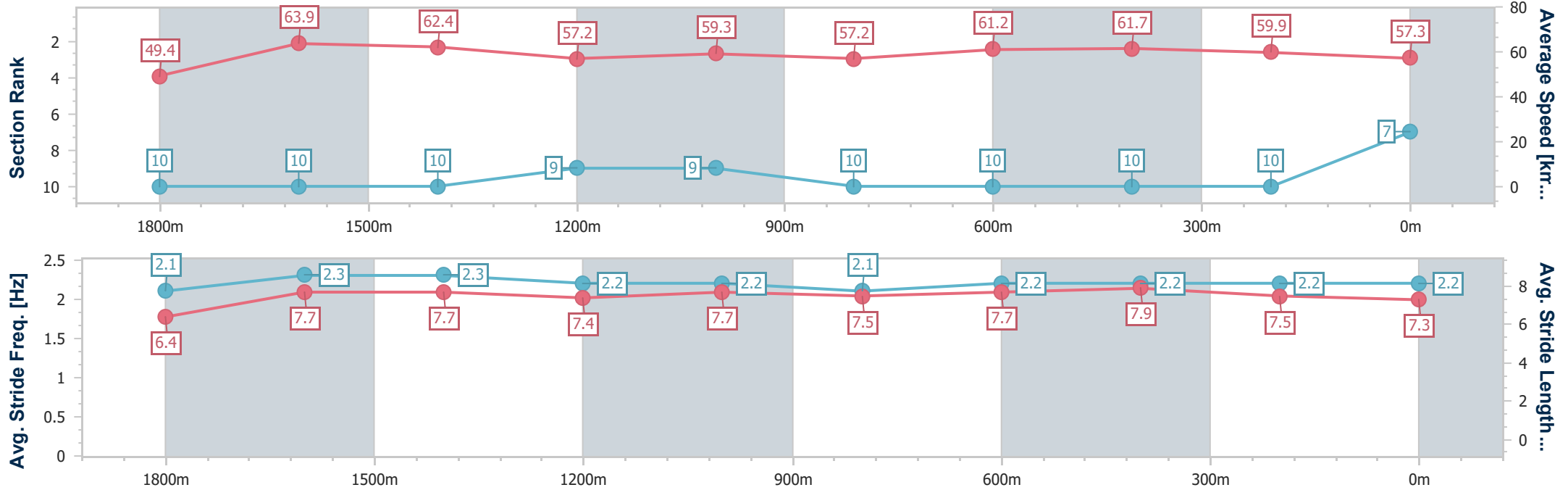
Aquis Park Gold Coast Poly QLD Professional
Race 4: Kingy's Enterprises Christmas BENCHMARK 62
Handicap - 2000m



23 November 2024 - 15:17

Track Rating: Synthetic, Weather: Overcast, Rail Position: True

Section	Overall	1800m	1600m	1400m	1200m	1000m	800m	600m	400m	200m
Section Times	2:03.88 [7] (0:14.58)	1:49.30 [10] (0:11.32)	1:37.98 [10] (0:11.67)	1:26.31 [10] (0:12.74)	1:13.57 [9] (0:12.15)	1:01.42 [9] (0:12.67)	0:48.75 [10] (0:11.97)	0:36.78 [10] (0:11.92)	0:24.86 [10] (0:12.21)	0:12.65 [10] (0:12.65)
Average Speed [km/h]	49.4	63.9	62.4	57.2	59.3	57.2	61.2	61.7	59.9	57.3
Top Speed [km/h]	65.0	65.7	63.8	59.7	61.4	60.6	63.4	63.2	60.5	59.7
Avg. Dist. to Rail [m]	3.1	1.3	2.7	1.5	2.4	2.9	3.6	4.2	8.2	8.8
Avg. Stride Freq. [Hz]	2.1	2.3	2.3	2.2	2.2	2.1	2.2	2.2	2.2	2.2
Avg. Stride Length [m]	6.4	7.7	7.7	7.4	7.7	7.5	7.7	7.9	7.5	7.3



- [] Ranking at each section and finish
- .-.- No data available at this section
- NA No data available



Horse/Jockey Name	Newmarket Miss
Final Rank	8
Fastest Section Time (Section)	0:11.52 (1800m)
Top Speed [km/h] (Section)	64.2 (1800m)
Race State	Finished



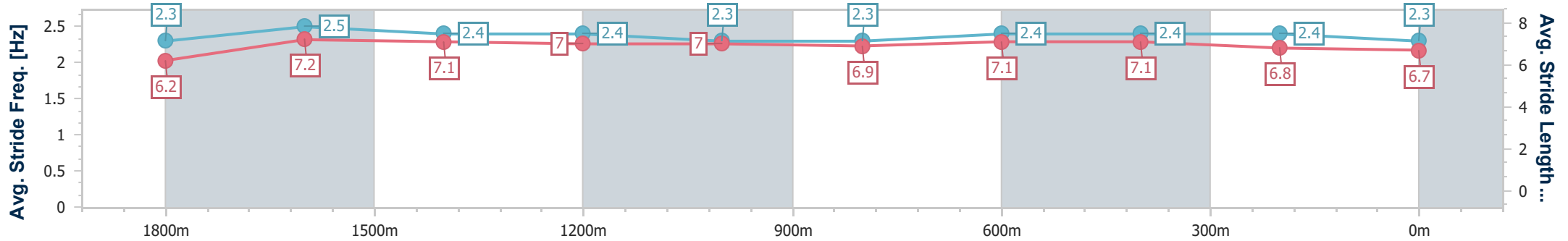
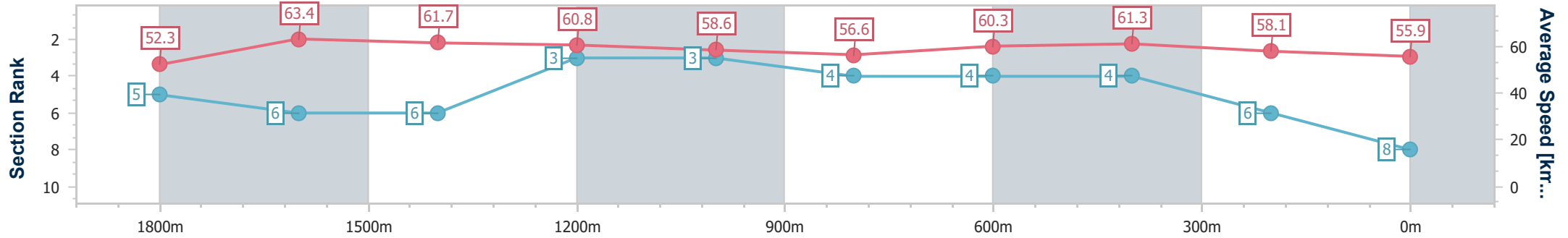
Aquis Park Gold Coast Poly QLD Professional
Race 4: Kingy's Enterprises Christmas BENCHMARK 62
Handicap - 2000m



23 November 2024 - 15:17

Track Rating: Synthetic, Weather: Overcast, Rail Position: True

Section	Overall	1800m	1600m	1400m	1200m	1000m	800m	600m	400m	200m
Section Times	2:03.88 [8] (0:13.74)	1:50.14 [5] (0:11.52)	1:38.62 [6] (0:11.90)	1:26.72 [6] (0:12.09)	1:14.63 [3] (0:12.32)	1:02.31 [3] (0:12.78)	0:49.53 [4] (0:12.15)	0:37.38 [4] (0:11.98)	0:25.40 [4] (0:12.44)	0:12.96 [6] (0:12.96)
Average Speed [km/h]	52.3	63.4	61.7	60.8	58.6	56.6	60.3	61.3	58.1	55.9
Top Speed [km/h]	64.0	64.2	62.8	62.4	60.4	58.3	61.6	62.5	59.8	57.9
Avg. Dist. to Rail [m]	1.6	2.1	5.3	2.9	2.9	2.2	3.0	3.8	3.5	5.6
Avg. Stride Freq. [Hz]	2.3	2.5	2.4	2.4	2.3	2.3	2.4	2.4	2.4	2.3
Avg. Stride Length [m]	6.2	7.2	7.1	7.0	7.0	6.9	7.1	7.1	6.8	6.7



- [] Ranking at each section and finish
- .-.- No data available at this section
- NA No data available



Horse/Jockey Name	Rudimentary
Final Rank	9
Fastest Section Time (Section)	0:11.30 (1800m)
Top Speed [km/h] (Section)	65.4 (1800m)
Race State	Finished



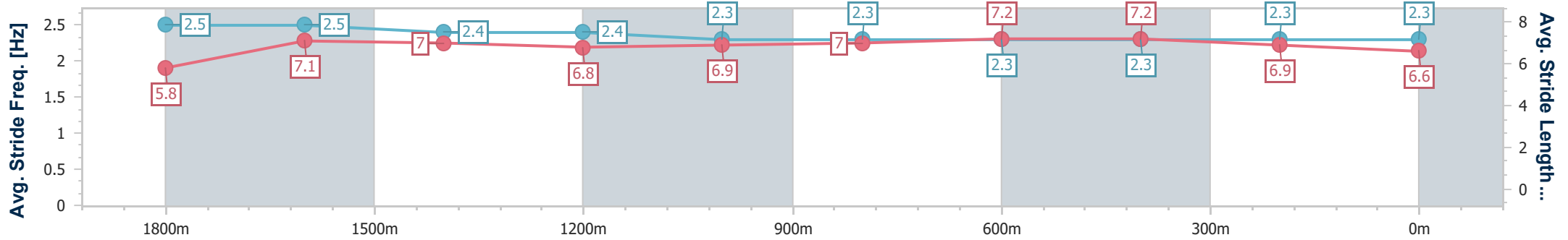
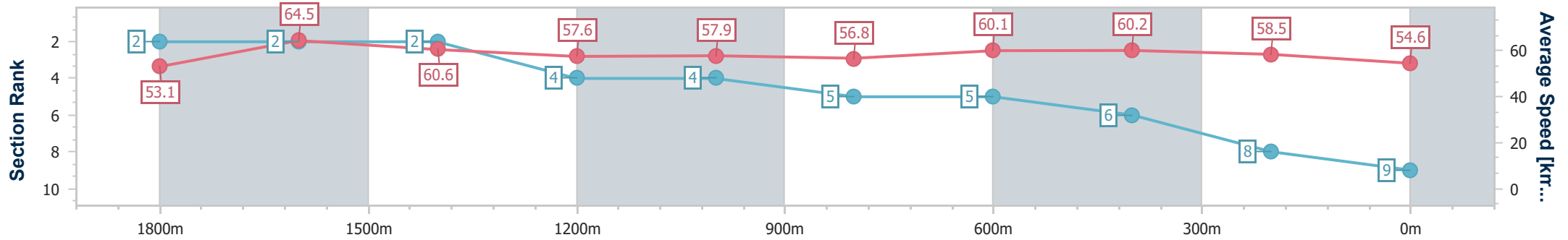
Aquis Park Gold Coast Poly QLD Professional
Race 4: Kingy's Enterprises Christmas BENCHMARK 62
Handicap - 2000m



23 November 2024 - 15:17

Track Rating: Synthetic, Weather: Overcast, Rail Position: True

Section	Overall	1800m	1600m	1400m	1200m	1000m	800m	600m	400m	200m
Section Times	2:04.32 [9] (0:13.57)	1:50.75 [2] (0:11.30)	1:39.45 [2] (0:12.00)	1:27.45 [2] (0:12.50)	1:14.95 [4] (0:12.45)	1:02.50 [4] (0:12.73)	0:49.77 [5] (0:12.09)	0:37.68 [5] (0:12.08)	0:25.60 [6] (0:12.42)	0:13.18 [8] (0:13.18)
Average Speed [km/h]	53.1	64.5	60.6	57.6	57.9	56.8	60.1	60.2	58.5	54.6
Top Speed [km/h]	65.2	65.4	62.6	60.1	60.3	59.1	61.5	62.3	59.6	57.7
Avg. Dist. to Rail [m]	7.4	3.7	2.5	0.6	0.2	0.6	1.7	2.7	4.4	6.1
Avg. Stride Freq. [Hz]	2.5	2.5	2.4	2.4	2.3	2.3	2.3	2.3	2.3	2.3
Avg. Stride Length [m]	5.8	7.1	7.0	6.8	6.9	7.0	7.2	7.2	6.9	6.6



- [] Ranking at each section and finish
- .-.- No data available at this section
- NA No data available



Horse/Jockey Name	No Double Dipping
Final Rank	10
Fastest Section Time (Section)	0:11.55 (1800m)
Top Speed [km/h] (Section)	66.4 (Overall)
Race State	Finished



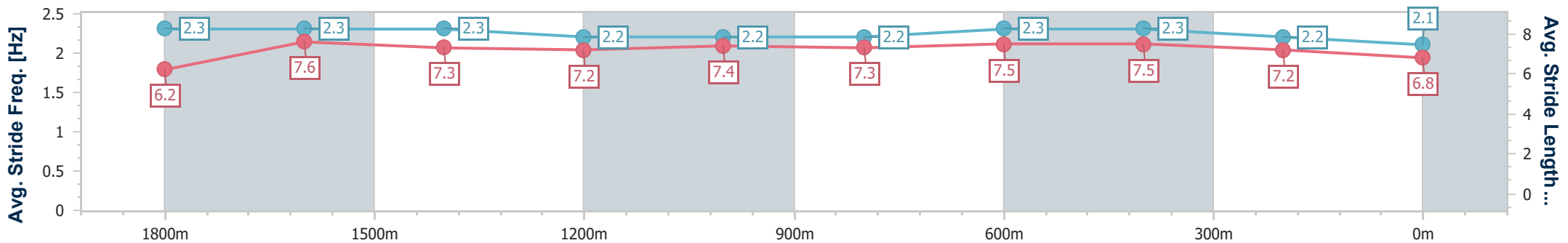
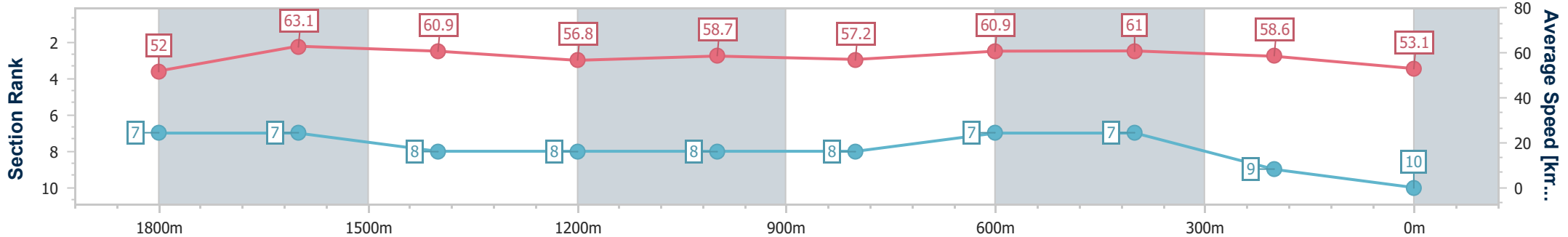
Aquis Park Gold Coast Poly QLD Professional
Race 4: Kingy's Enterprises Christmas BENCHMARK 62
Handicap - 2000m



23 November 2024 - 15:17

Track Rating: Synthetic, Weather: Overcast, Rail Position: True

Section	Overall	1800m	1600m	1400m	1200m	1000m	800m	600m	400m	200m
Section Times	2:04.77 [10] (0:13.81)	1:50.96 [7] (0:11.55)	1:39.41 [7] (0:11.92)	1:27.49 [8] (0:12.78)	1:14.71 [8] (0:12.28)	1:02.43 [8] (0:12.62)	0:49.81 [8] (0:11.93)	0:37.88 [7] (0:11.88)	0:26.00 [7] (0:12.38)	0:13.62 [9] (0:13.62)
Average Speed [km/h]	52.0	63.1	60.9	56.8	58.7	57.2	60.9	61.0	58.6	53.1
Top Speed [km/h]	66.4	64.5	63.3	59.5	61.1	59.7	62.5	62.9	59.7	56.3
Avg. Dist. to Rail [m]	6.4	2.5	2.5	1.4	1.6	1.2	1.4	2.0	3.0	3.8
Avg. Stride Freq. [Hz]	2.3	2.3	2.3	2.2	2.2	2.2	2.3	2.3	2.2	2.1
Avg. Stride Length [m]	6.2	7.6	7.3	7.2	7.4	7.3	7.5	7.5	7.2	6.8



- [] Ranking at each section and finish
- .-.- No data available at this section
- NA No data available