



Toowoomba QLD Professional
Race 3: EASTCOAST CONCRETE CONTRACTORS RATINGS BAND 0 -
58 Handicap - 1100m
23 November 2024 - 17:04



Track Rating: Soft 5, Weather: Fine, Rail Position: +1m Entire

Section		Overall	1000m	800m	600m	400m	200m	Last 600m					
Field Times		1:06.54 (0:08.02)	0:58.52 (0:11.17)	0:47.35 (0:11.25)	0:36.10 (0:11.73)	0:24.37 (0:12.06)	0:12.31 (0:12.31)	0:36.10					
Rank	TAB Horse/Jockey	Barrier	Top Speed [km/h]	Fastest Section								Margin	Distance Travelled [m]
1	8 ELECTRIC ARROW Chelsea Baker	9	64.7 800m	0:08.47 Overall	1:06.54 [1] (0:08.47)	0:58.07 [8] (0:11.58)	0:46.49 [9] (0:11.36)	0:35.13 [9] (0:11.76)	0:23.37 [9] (0:11.60)	0:11.77 [6] (0:11.77)	1:06.54	0:35.13	
2	1 DRANG A TANG Michael Murphy	7	64.9 1000m	0:08.08 Overall	1:06.54 [2] (0:08.08)	0:58.46 [3] (0:11.28)	0:47.18 [3] (0:11.34)	0:35.84 [3] (0:11.59)	0:24.25 [3] (0:11.94)	0:12.31 [1] (0:12.31)	0.1L	0:35.84	+2
3	16 BLUE EYE DAME Montanna Savva	3	65.8 1000m	0:08.15 Overall	1:06.70 [3] (0:08.15)	0:58.55 [4] (0:11.08)	0:47.47 [2] (0:11.34)	0:36.13 [2] (0:11.65)	0:24.48 [2] (0:12.04)	0:12.44 [2] (0:12.44)	0.9L	0:36.13	+0
4	13 BLERIOT Damien Boutet	5	66.0 1000m	0:08.40 Overall	1:06.87 [4] (0:08.40)	0:58.47 [6] (0:11.23)	0:47.24 [4] (0:11.31)	0:35.93 [4] (0:11.66)	0:24.27 [4] (0:12.03)	0:12.24 [4] (0:12.24)	1.7L	0:35.93	-2
5	12 MAKE HASTE Dylan Bennett	6	65.8 800m	0:09.07 Overall	1:06.99 [5] (0:09.07)	0:57.92 [14] (0:11.48)	0:46.44 [14] (0:11.19)	0:35.25 [13] (0:11.53)	0:23.72 [10] (0:11.82)	0:11.90 [8] (0:11.90)	2.2L	0:35.25	-4
6	2 HE'S A DEVIL Jake Molloy	10	64.4 1000m	0:08.64 Overall	1:07.14 [6] (0:08.64)	0:58.50 [11] (0:11.51)	0:46.99 [10] (0:11.52)	0:35.47 [11] (0:11.67)	0:23.80 [12] (0:11.83)	0:11.97 [10] (0:11.97)	3L	0:35.47	+0
7	7 VIKING VALOUR Les Tilley	8	64.7 800m	0:08.02 Overall	1:07.35 [7] (0:08.02)	0:59.33 [1] (0:11.71)	0:47.62 [6] (0:11.42)	0:36.20 [6] (0:11.72)	0:24.48 [6] (0:11.98)	0:12.50 [7] (0:12.50)	4.3L	0:36.20	-1
8	19 GOOD'N'LUCKY Shania Willis	11	65.4 800m	0:08.53 Overall	1:07.47 [8] (0:08.53)	0:58.94 [9] (0:11.89)	0:47.05 [13] (0:11.40)	0:35.65 [14] (0:11.72)	0:23.93 [14] (0:11.90)	0:12.03 [13] (0:12.03)	4.8L	0:35.65	+3
9	18 LUCKY SHAM Georgina Cartwright	4	65.9 1000m	0:08.54 Overall	1:07.52 [9] (0:08.54)	0:58.98 [10] (0:11.15)	0:47.83 [5] (0:11.28)	0:36.55 [5] (0:11.71)	0:24.84 [5] (0:11.99)	0:12.85 [5] (0:12.85)	5L	0:36.55	-11
10	17 FOREBEARS Kenji Yoshida	13	64.8 800m	0:08.68 Overall	1:07.72 [10] (0:08.68)	0:59.04 [12] (0:11.53)	0:47.51 [11] (0:11.42)	0:36.09 [10] (0:11.69)	0:24.40 [11] (0:12.00)	0:12.40 [11] (0:12.40)	6L	0:36.09	+3

Scratched: So Extra (#14), Super Freeze (#5), Point Break (#6), Mr Evans (#15), Her Expense (#3)

[] Ranking at each section and finish
 -:-:- No data available at this section
 NA No data available
 SCN Saddle cloth number
 DNF Did not finish
 DNT Did not track



Toowoomba QLD Professional
Race 3: EASTCOAST CONCRETE CONTRACTORS RATINGS BAND 0 -
58 Handicap - 1100m
23 November 2024 - 17:04



Track Rating: Soft 5, Weather: Fine, Rail Position: +1m Entire

Section	Overall	1000m	800m	600m	400m	200m	Last 600m
Field Times	1:06.54 (0:08.02)	0:58.52 (0:11.17)	0:47.35 (0:11.25)	0:36.10 (0:11.73)	0:24.37 (0:12.06)	0:12.31 (0:12.31)	0:36.10

Rank	TAB	Horse/Jockey	Barrier	Top Speed [km/h]	Fastest Section	Overall	1000m	800m	600m	400m	200m	Margin	Last 600m	Distance Travelled [m]
11	4	IT'S HELLS BELLS Karl Zechner	1	66.4 800m	0:08.05 Overall	1:07.80 [11] (0:08.05)	0:59.75 [2] (0:11.14)	0:48.61 [1] (0:11.25)	0:37.36 [1] (0:11.73)	0:25.63 [1] (0:12.18)	0:13.45 [3] (0:13.45)	6.3L	0:37.36	-6
12	10	ORSETTO Nathan Fazackerley	12	65.1 1000m	0:08.35 Overall	1:07.87 [12] (0:08.35)	0:59.52 [5] (0:11.48)	0:48.04 [7] (0:11.41)	0:36.63 [7] (0:11.78)	0:24.85 [8] (0:12.08)	0:12.77 [9] (0:12.77)	6.6L	0:36.63	+3
13	9	GAELIC THUNDER Nathan Evans	2	64.3 1000m	0:08.41 Overall	1:08.46 [13] (0:08.41)	1:00.05 [7] (0:11.47)	0:48.58 [8] (0:11.47)	0:37.11 [8] (0:11.59)	0:25.52 [7] (0:12.39)	0:13.13 [12] (0:13.13)	10.1L	0:37.11	-5
14	11	STELLER EAGLE Rob Thorburn	14	65.2 800m	0:08.81 Overall	1:08.84 [14] (0:08.81)	1:00.03 [13] (0:11.52)	0:48.51 [12] (0:11.34)	0:37.17 [12] (0:11.79)	0:25.38 [13] (0:12.34)	0:13.04 [14] (0:13.04)	12.1L	0:37.17	+6

Scratched: So Extra (#14), Super Freeze (#5), Point Break (#6), Mr Evans (#15), Her Expense (#3)

[] Ranking at each section and finish
 -:-:-:- No data available at this section
 NA No data available

SCN Saddle cloth number
 DNF Did not finish
 DNT Did not track



Horse/Jockey Name	Electric Arrow
Final Rank	1
Fastest Section Time (Section)	0:08.47 (Overall)
Top Speed [km/h] (Section)	64.7 (800m)
Race State	Finished



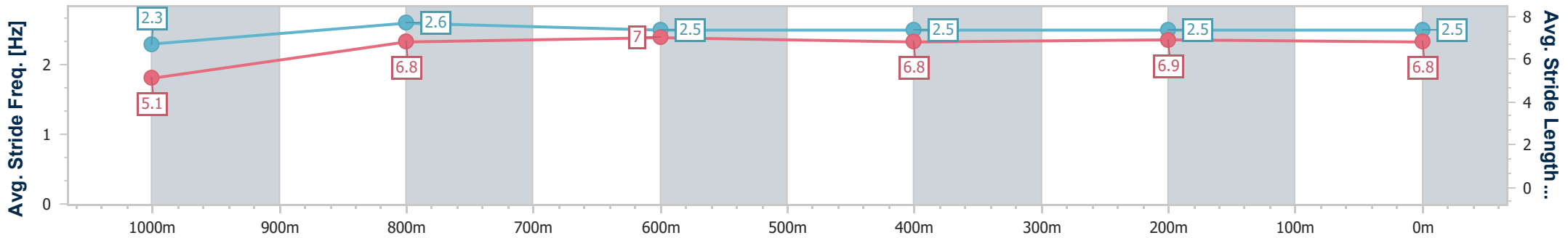
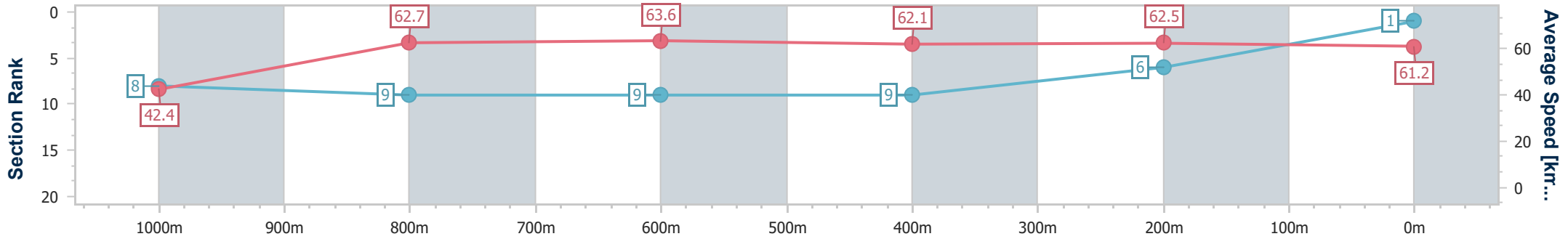
Toowoomba QLD Professional
 Race 3: EASTCOAST CONCRETE CONTRACTORS RATINGS
 BAND 0 - 58 Handicap - 1100m



23 November 2024 - 17:04

Track Rating: Soft 5, Weather: Fine, Rail Position: +1m Entire

Section	Overall	1000m	800m	600m	400m	200m
Section Times	1:06.54 [1] (0:08.47)	0:58.07 [8] (0:11.58)	0:46.49 [9] (0:11.36)	0:35.13 [9] (0:11.76)	0:23.37 [9] (0:11.60)	0:11.77 [6] (0:11.77)
Average Speed [km/h]	42.4	62.7	63.6	62.1	62.5	61.2
Top Speed [km/h]	63.4	63.9	64.7	64.6	63.7	62.7
Avg. Dist. to Rail [m]	7.6	2.3	2.0	2.7	2.3	6.2
Avg. Stride Freq. [Hz]	2.3	2.6	2.5	2.5	2.5	2.5
Avg. Stride Length [m]	5.1	6.8	7.0	6.8	6.9	6.8



- [] Ranking at each section and finish
- .-.- No data available at this section
- NA No data available



Horse/Jockey Name	Drang A Tang
Final Rank	2
Fastest Section Time (Section)	0:08.08 (Overall)
Top Speed [km/h] (Section)	64.9 (1000m)
Race State	Finished



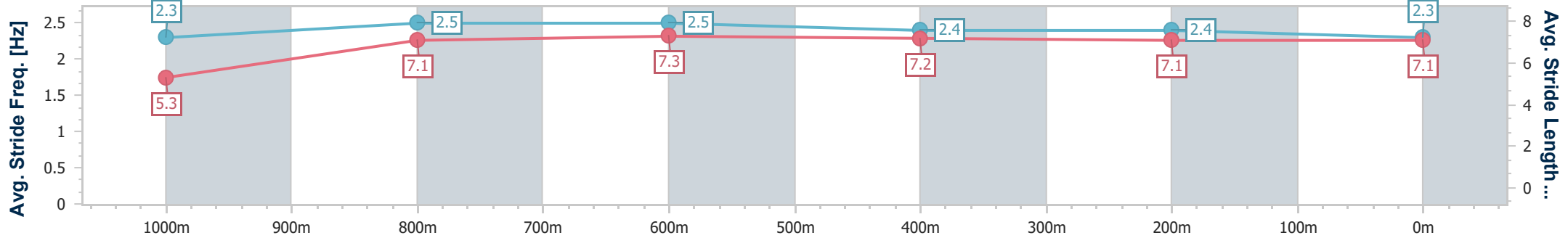
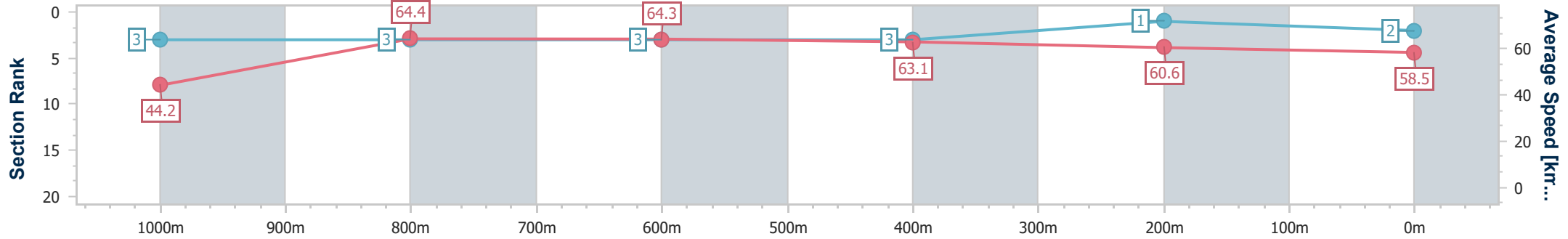
Toowoomba QLD Professional
 Race 3: EASTCOAST CONCRETE CONTRACTORS RATINGS
 BAND 0 - 58 Handicap - 1100m



23 November 2024 - 17:04

Track Rating: Soft 5, Weather: Fine, Rail Position: +1m Entire

Section	Overall	1000m	800m	600m	400m	200m
Section Times	1:06.54 [2] (0:08.08)	0:58.46 [3] (0:11.28)	0:47.18 [3] (0:11.34)	0:35.84 [3] (0:11.59)	0:24.25 [3] (0:11.94)	0:12.31 [1] (0:12.31)
Average Speed [km/h]	44.2	64.4	64.3	63.1	60.6	58.5
Top Speed [km/h]	64.2	64.9	64.6	64.1	62.6	60.3
Avg. Dist. to Rail [m]	6.0	2.6	3.1	2.9	2.0	0.5
Avg. Stride Freq. [Hz]	2.3	2.5	2.5	2.4	2.4	2.3
Avg. Stride Length [m]	5.3	7.1	7.3	7.2	7.1	7.1



- [] Ranking at each section and finish
- .-.- No data available at this section
- NA No data available



Horse/Jockey Name	Blue Eye Dame
Final Rank	3
Fastest Section Time (Section)	0:08.15 (Overall)
Top Speed [km/h] (Section)	65.8 (1000m)
Race State	Finished



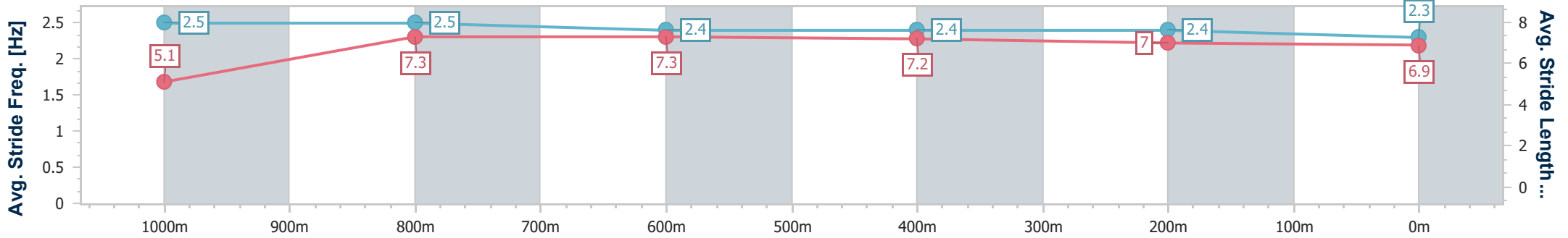
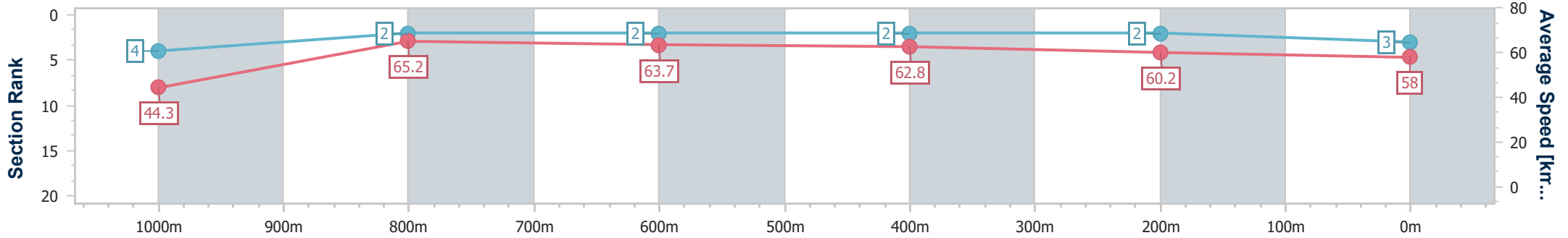
Toowoomba QLD Professional
 Race 3: EASTCOAST CONCRETE CONTRACTORS RATINGS
 BAND 0 - 58 Handicap - 1100m



23 November 2024 - 17:04

Track Rating: Soft 5, Weather: Fine, Rail Position: +1m Entire

Section	Overall	1000m	800m	600m	400m	200m
Section Times	1:06.70 [3] (0:08.15)	0:58.55 [4] (0:11.08)	0:47.47 [2] (0:11.34)	0:36.13 [2] (0:11.65)	0:24.48 [2] (0:12.04)	0:12.44 [2] (0:12.44)
Average Speed [km/h]	44.3	65.2	63.7	62.8	60.2	58.0
Top Speed [km/h]	63.4	65.8	65.0	64.1	62.7	59.7
Avg. Dist. to Rail [m]	1.9	0.6	1.9	2.5	2.5	0.5
Avg. Stride Freq. [Hz]	2.5	2.5	2.4	2.4	2.4	2.3
Avg. Stride Length [m]	5.1	7.3	7.3	7.2	7.0	6.9



- [] Ranking at each section and finish
- .-.- No data available at this section
- NA No data available



Horse/Jockey Name	Bleriot
Final Rank	4
Fastest Section Time (Section)	0:08.40 (Overall)
Top Speed [km/h] (Section)	66.0 (1000m)
Race State	Finished



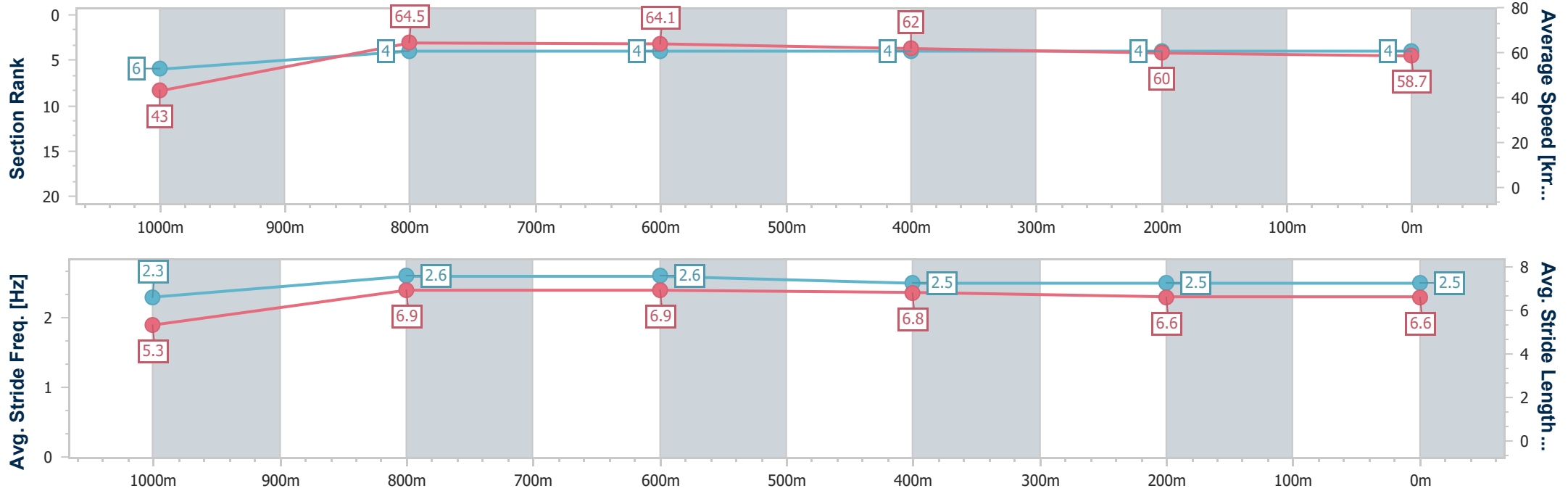
Toowoomba QLD Professional
 Race 3: EASTCOAST CONCRETE CONTRACTORS RATINGS
 BAND 0 - 58 Handicap - 1100m



23 November 2024 - 17:04

Track Rating: Soft 5, Weather: Fine, Rail Position: +1m Entire

Section	Overall	1000m	800m	600m	400m	200m
Section Times	1:06.87 [4] (0:08.40)	0:58.47 [6] (0:11.23)	0:47.24 [4] (0:11.31)	0:35.93 [4] (0:11.66)	0:24.27 [4] (0:12.03)	0:12.24 [4] (0:12.24)
Average Speed [km/h]	43.0	64.5	64.1	62.0	60.0	58.7
Top Speed [km/h]	62.6	66.0	65.5	64.7	62.4	59.8
Avg. Dist. to Rail [m]	5.0	2.3	2.0	0.7	0.8	0.5
Avg. Stride Freq. [Hz]	2.3	2.6	2.6	2.5	2.5	2.5
Avg. Stride Length [m]	5.3	6.9	6.9	6.8	6.6	6.6



- [] Ranking at each section and finish
- .-.- No data available at this section
- NA No data available



Horse/Jockey Name	Make Haste
Final Rank	5
Fastest Section Time (Section)	0:09.07 (Overall)
Top Speed [km/h] (Section)	65.8 (800m)
Race State	Finished



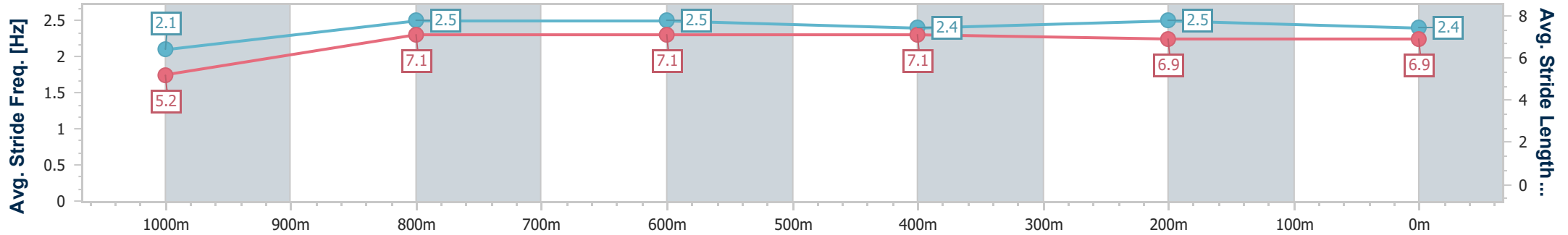
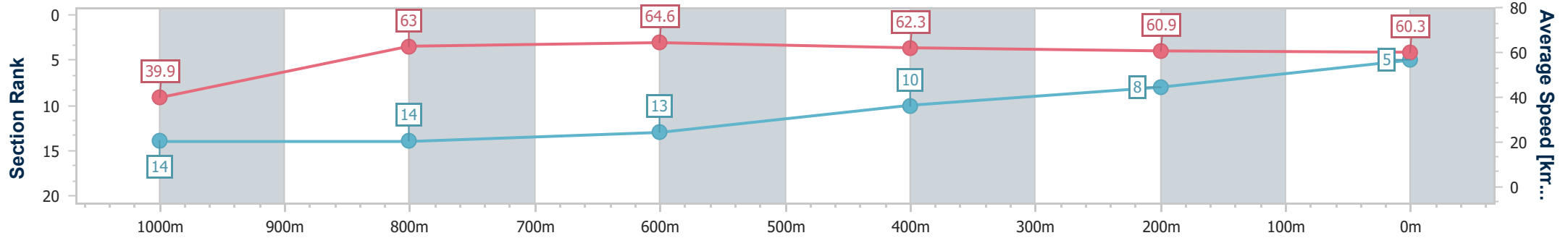
Toowoomba QLD Professional
 Race 3: EASTCOAST CONCRETE CONTRACTORS RATINGS
 BAND 0 - 58 Handicap - 1100m



23 November 2024 - 17:04

Track Rating: Soft 5, Weather: Fine, Rail Position: +1m Entire

Section	Overall	1000m	800m	600m	400m	200m
Section Times	1:06.99 [5] (0:09.07)	0:57.92 [14] (0:11.48)	0:46.44 [14] (0:11.19)	0:35.25 [13] (0:11.53)	0:23.72 [10] (0:11.82)	0:11.90 [8] (0:11.90)
Average Speed [km/h]	39.9	63.0	64.6	62.3	60.9	60.3
Top Speed [km/h]	60.0	65.2	65.8	65.2	61.9	61.8
Avg. Dist. to Rail [m]	4.6	1.6	0.9	0.2	0.3	0.4
Avg. Stride Freq. [Hz]	2.1	2.5	2.5	2.4	2.5	2.4
Avg. Stride Length [m]	5.2	7.1	7.1	7.1	6.9	6.9



- [] Ranking at each section and finish
- .-.- No data available at this section
- NA No data available



Horse/Jockey Name	He's A Devil
Final Rank	6
Fastest Section Time (Section)	0:08.64 (Overall)
Top Speed [km/h] (Section)	64.4 (1000m)
Race State	Finished



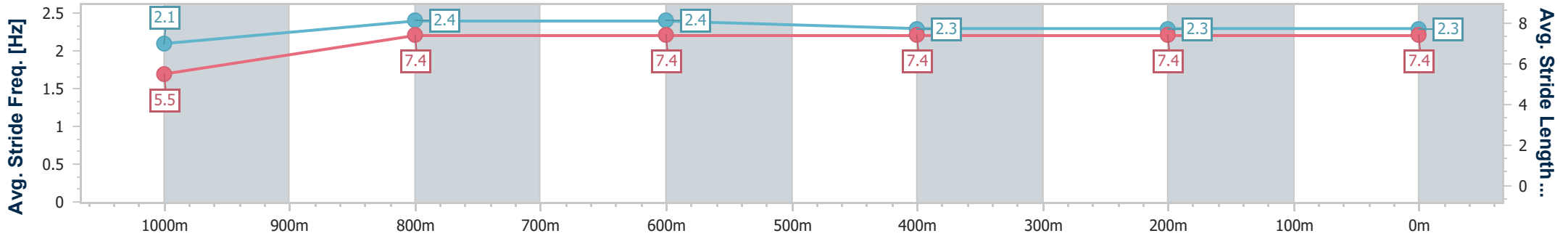
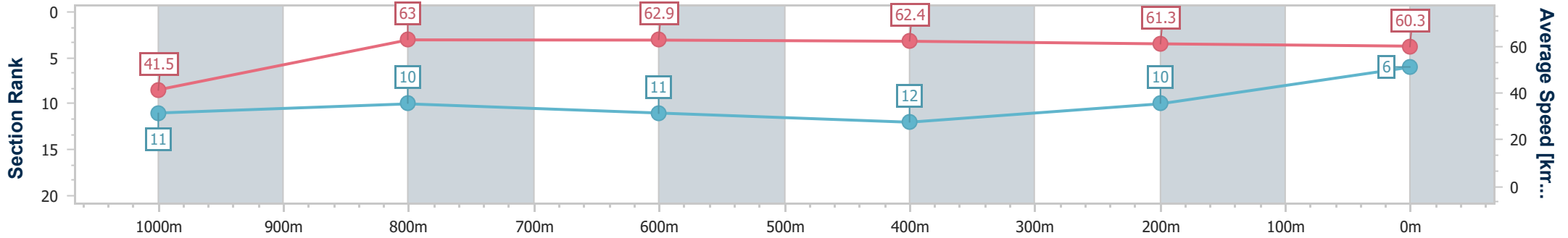
Toowoomba QLD Professional
 Race 3: EASTCOAST CONCRETE CONTRACTORS RATINGS
 BAND 0 - 58 Handicap - 1100m



23 November 2024 - 17:04

Track Rating: Soft 5, Weather: Fine, Rail Position: +1m Entire

Section	Overall	1000m	800m	600m	400m	200m
Section Times	1:07.14 [6] (0:08.64)	0:58.50 [11] (0:11.51)	0:46.99 [10] (0:11.52)	0:35.47 [11] (0:11.67)	0:23.80 [12] (0:11.83)	0:11.97 [10]
Average Speed [km/h]	41.5	63.0	62.9	62.4	61.3	60.3
Top Speed [km/h]	61.1	64.4	63.8	64.0	63.3	61.9
Avg. Dist. to Rail [m]	9.5	2.5	1.9	1.4	3.1	4.1
Avg. Stride Freq. [Hz]	2.1	2.4	2.4	2.3	2.3	2.3
Avg. Stride Length [m]	5.5	7.4	7.4	7.4	7.4	7.4



- [] Ranking at each section and finish
- .-.- No data available at this section
- NA No data available



Horse/Jockey Name	Viking Valour
Final Rank	7
Fastest Section Time (Section)	0:08.02 (Overall)
Top Speed [km/h] (Section)	64.7 (800m)
Race State	Finished



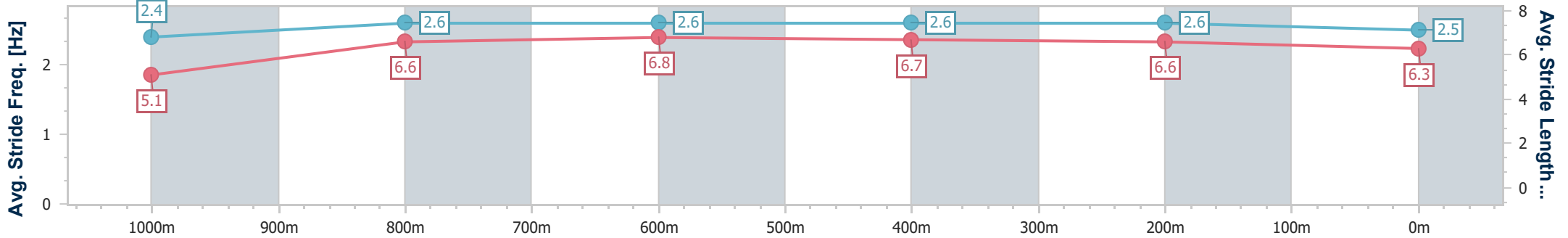
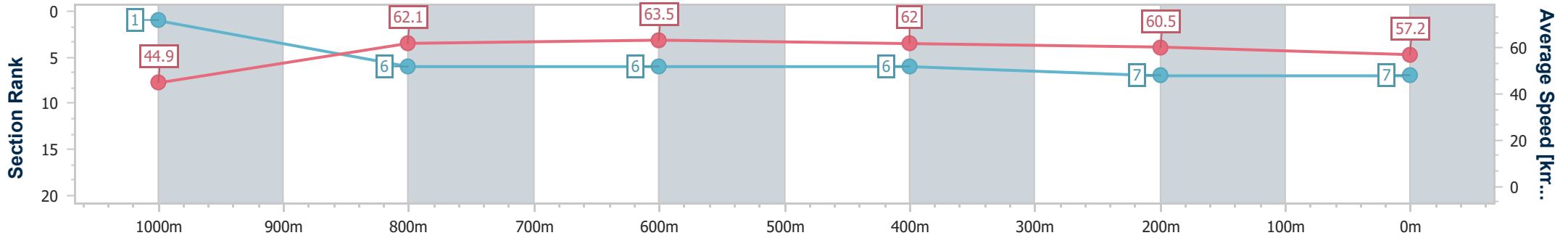
Toowoomba QLD Professional
 Race 3: EASTCOAST CONCRETE CONTRACTORS RATINGS
 BAND 0 - 58 Handicap - 1100m



23 November 2024 - 17:04

Track Rating: Soft 5, Weather: Fine, Rail Position: +1m Entire

Section	Overall	1000m	800m	600m	400m	200m
Section Times	1:07.35 [7] (0:08.02)	0:59.33 [1] (0:11.71)	0:47.62 [6] (0:11.42)	0:36.20 [6] (0:11.72)	0:24.48 [6] (0:11.98)	0:12.50 [7] (0:12.50)
Average Speed [km/h]	44.9	62.1	63.5	62.0	60.5	57.2
Top Speed [km/h]	60.7	63.7	64.7	63.6	62.0	61.1
Avg. Dist. to Rail [m]	5.9	2.6	2.4	1.9	1.0	0.5
Avg. Stride Freq. [Hz]	2.4	2.6	2.6	2.6	2.6	2.5
Avg. Stride Length [m]	5.1	6.6	6.8	6.7	6.6	6.3



- [] Ranking at each section and finish
- .-.- No data available at this section
- NA No data available



Horse/Jockey Name	Good'n'lucky
Final Rank	8
Fastest Section Time (Section)	0:08.53 (Overall)
Top Speed [km/h] (Section)	65.4 (800m)
Race State	Finished



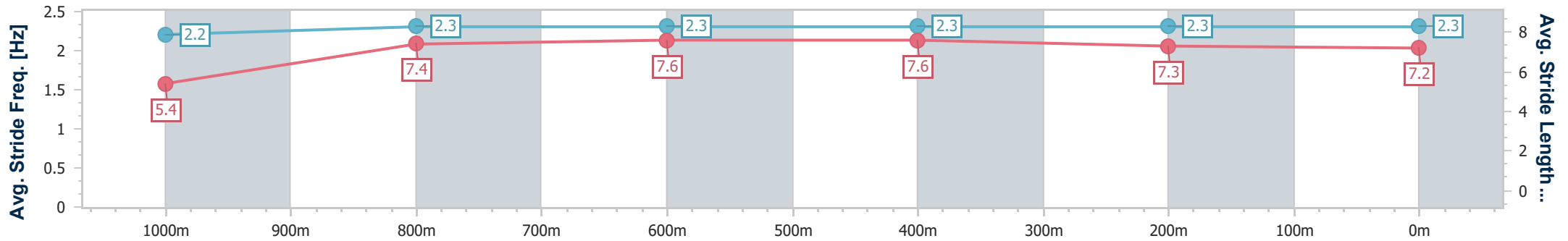
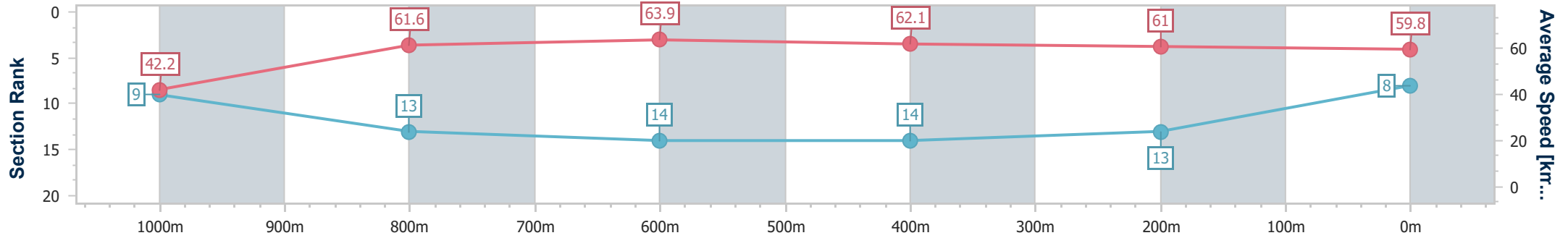
Toowoomba QLD Professional
 Race 3: EASTCOAST CONCRETE CONTRACTORS RATINGS
 BAND 0 - 58 Handicap - 1100m



23 November 2024 - 17:04

Track Rating: Soft 5, Weather: Fine, Rail Position: +1m Entire

Section	Overall	1000m	800m	600m	400m	200m
Section Times	1:07.47 [8] (0:08.53)	0:58.94 [9] (0:11.89)	0:47.05 [13] (0:11.40)	0:35.65 [14] (0:11.72)	0:23.93 [14] (0:11.90)	0:12.03 [13] (0:12.03)
Average Speed [km/h]	42.2	61.6	63.9	62.1	61.0	59.8
Top Speed [km/h]	60.4	62.6	65.4	63.1	62.5	61.9
Avg. Dist. to Rail [m]	10.2	4.3	3.5	1.9	3.9	7.7
Avg. Stride Freq. [Hz]	2.2	2.3	2.3	2.3	2.3	2.3
Avg. Stride Length [m]	5.4	7.4	7.6	7.6	7.3	7.2



- [] Ranking at each section and finish
- .-.- No data available at this section
- NA No data available



Horse/Jockey Name	Lucky Sham
Final Rank	9
Fastest Section Time (Section)	0:08.54 (Overall)
Top Speed [km/h] (Section)	65.9 (1000m)
Race State	Finished



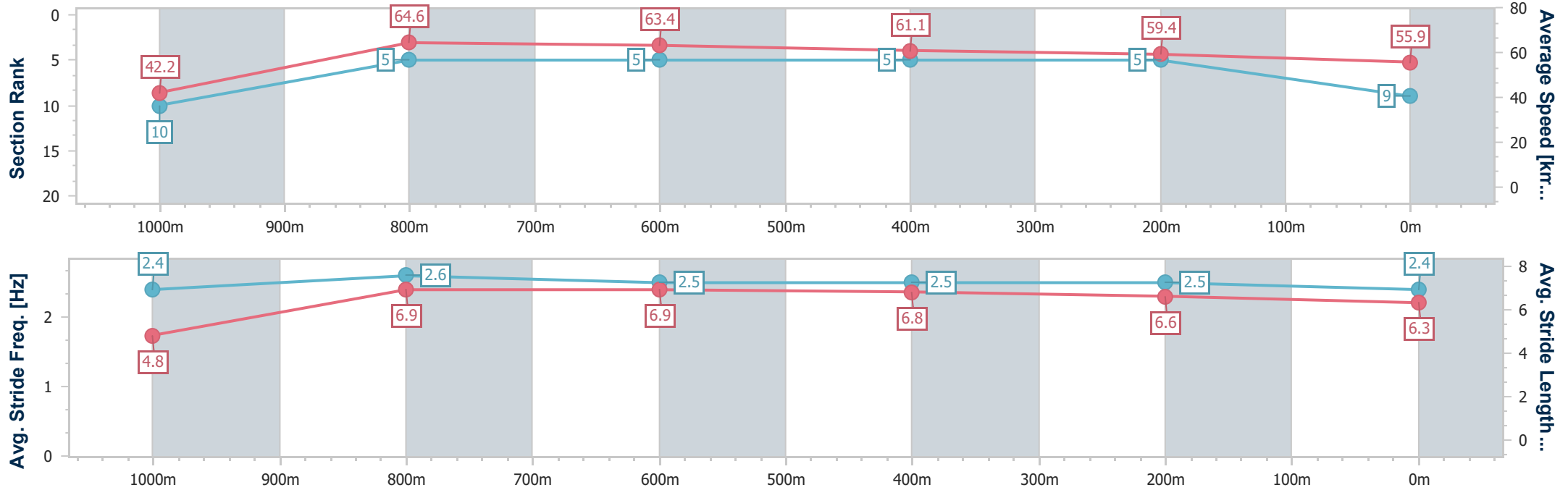
Toowoomba QLD Professional
 Race 3: EASTCOAST CONCRETE CONTRACTORS RATINGS
 BAND 0 - 58 Handicap - 1100m



23 November 2024 - 17:04

Track Rating: Soft 5, Weather: Fine, Rail Position: +1m Entire

Section	Overall	1000m	800m	600m	400m	200m
Section Times	1:07.52 [9] (0:08.54)	0:58.98 [10] (0:11.15)	0:47.83 [5] (0:11.28)	0:36.55 [5] (0:11.71)	0:24.84 [5] (0:11.99)	0:12.85 [5] (0:12.85)
Average Speed [km/h]	42.2	64.6	63.4	61.1	59.4	55.9
Top Speed [km/h]	62.9	65.9	64.6	62.1	60.8	57.8
Avg. Dist. to Rail [m]	4.1	0.6	0.7	1.8	1.8	1.1
Avg. Stride Freq. [Hz]	2.4	2.6	2.5	2.5	2.5	2.4
Avg. Stride Length [m]	4.8	6.9	6.9	6.8	6.6	6.3



- [] Ranking at each section and finish
- .-.- No data available at this section
- NA No data available



Horse/Jockey Name	Forebears
Final Rank	10
Fastest Section Time (Section)	0:08.68 (Overall)
Top Speed [km/h] (Section)	64.8 (800m)
Race State	Finished



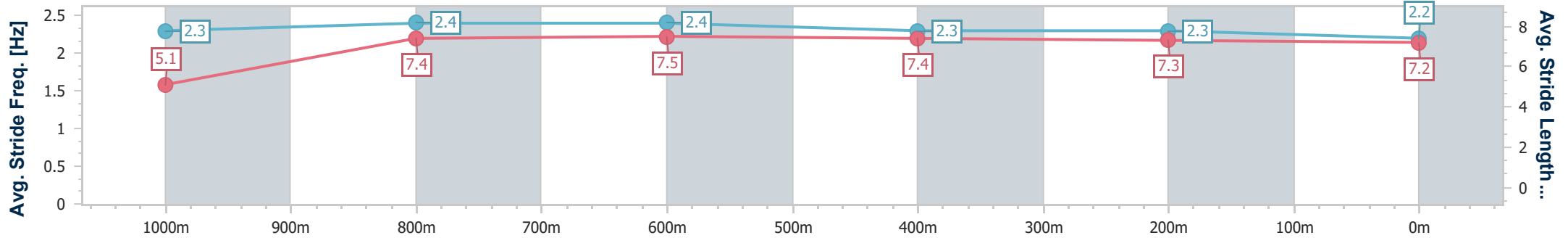
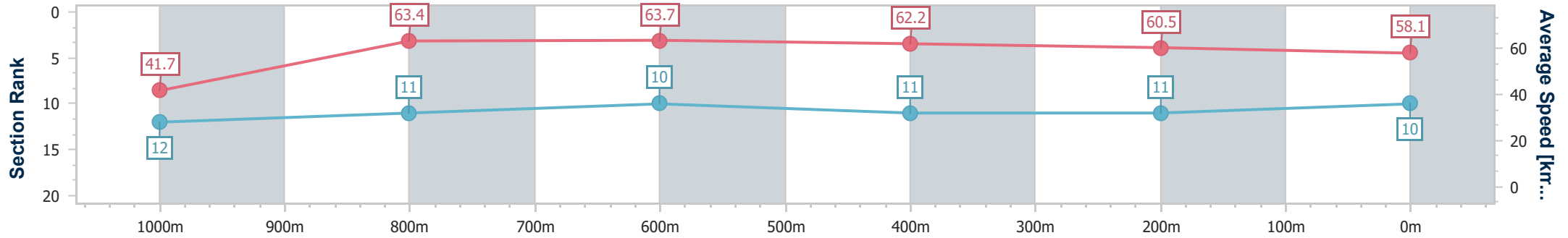
Toowoomba QLD Professional
 Race 3: EASTCOAST CONCRETE CONTRACTORS RATINGS
 BAND 0 - 58 Handicap - 1100m



23 November 2024 - 17:04

Track Rating: Soft 5, Weather: Fine, Rail Position: +1m Entire

Section	Overall	1000m	800m	600m	400m	200m
Section Times	1:07.72 [10] (0:08.68)	0:59.04 [12] (0:11.53)	0:47.51 [11] (0:11.42)	0:36.09 [10] (0:11.69)	0:24.40 [11] (0:12.00)	0:12.40 [11] (0:12.40)
Average Speed [km/h]	41.7	63.4	63.7	62.2	60.5	58.1
Top Speed [km/h]	63.1	64.3	64.8	64.2	61.2	59.6
Avg. Dist. to Rail [m]	11.0	4.5	3.1	2.3	3.1	5.6
Avg. Stride Freq. [Hz]	2.3	2.4	2.4	2.3	2.3	2.2
Avg. Stride Length [m]	5.1	7.4	7.5	7.4	7.3	7.2



- [] Ranking at each section and finish
- .-.- No data available at this section
- NA No data available



Horse/Jockey Name	It's Hells Bells
Final Rank	11
Fastest Section Time (Section)	0:08.05 (Overall)
Top Speed [km/h] (Section)	66.4 (800m)
Race State	Finished



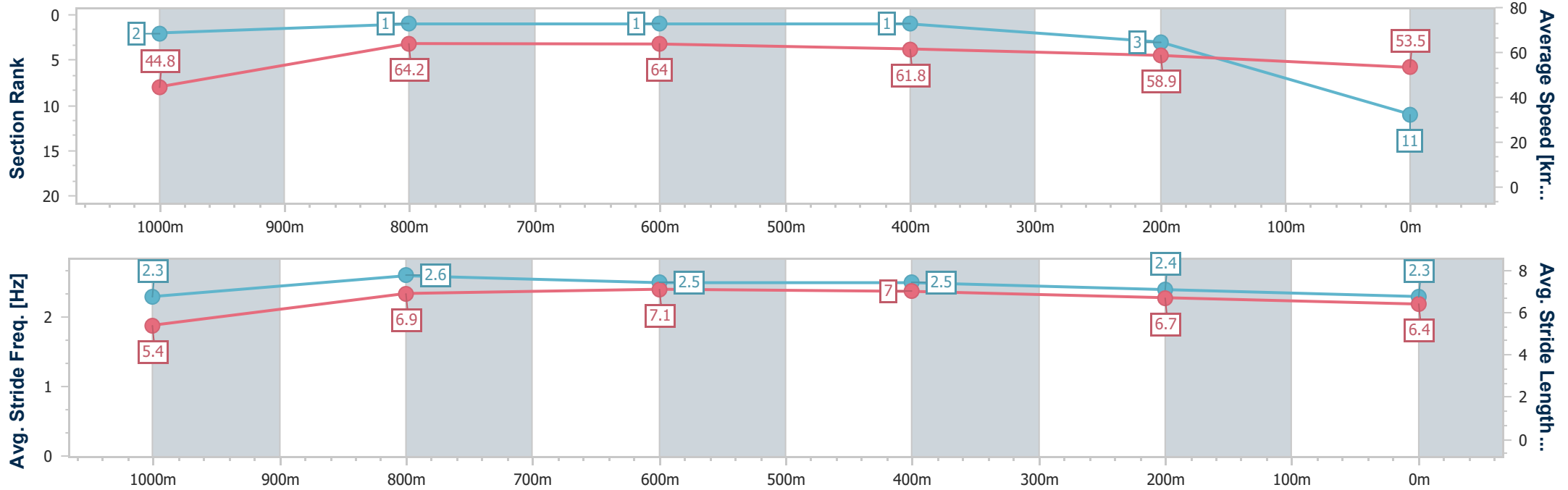
Toowoomba QLD Professional
 Race 3: EASTCOAST CONCRETE CONTRACTORS RATINGS
 BAND 0 - 58 Handicap - 1100m



23 November 2024 - 17:04

Track Rating: Soft 5, Weather: Fine, Rail Position: +1m Entire

Section	Overall	1000m	800m	600m	400m	200m
Section Times	1:07.80 [11] (0:08.05)	0:59.75 [2] (0:11.14)	0:48.61 [1] (0:11.25)	0:37.36 [1] (0:11.73)	0:25.63 [1] (0:12.18)	0:13.45 [3] (0:13.45)
Average Speed [km/h]	44.8	64.2	64.0	61.8	58.9	53.5
Top Speed [km/h]	61.7	66.2	66.4	64.1	61.4	56.9
Avg. Dist. to Rail [m]	1.3	1.3	1.1	1.1	0.5	0.9
Avg. Stride Freq. [Hz]	2.3	2.6	2.5	2.5	2.4	2.3
Avg. Stride Length [m]	5.4	6.9	7.1	7.0	6.7	6.4



- [] Ranking at each section and finish
- .-.- No data available at this section
- NA No data available



Horse/Jockey Name	Orsetto
Final Rank	12
Fastest Section Time (Section)	0:08.35 (Overall)
Top Speed [km/h] (Section)	65.1 (1000m)
Race State	Finished



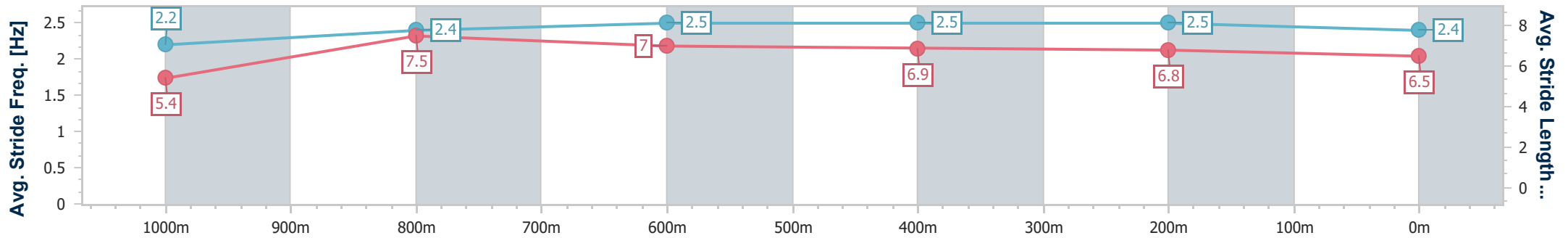
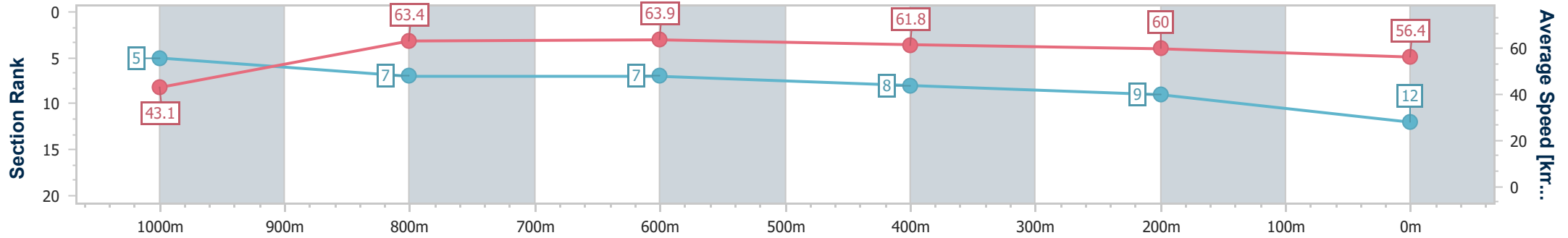
Toowoomba QLD Professional
 Race 3: EASTCOAST CONCRETE CONTRACTORS RATINGS
 BAND 0 - 58 Handicap - 1100m



23 November 2024 - 17:04

Track Rating: Soft 5, Weather: Fine, Rail Position: +1m Entire

Section	Overall	1000m	800m	600m	400m	200m
Section Times	1:07.87 [12] (0:08.35)	0:59.52 [5] (0:11.48)	0:48.04 [7] (0:11.41)	0:36.63 [7] (0:11.78)	0:24.85 [8] (0:12.08)	0:12.77 [9] (0:12.77)
Average Speed [km/h]	43.1	63.4	63.9	61.8	60.0	56.4
Top Speed [km/h]	60.6	65.1	64.9	62.7	61.7	59.1
Avg. Dist. to Rail [m]	9.7	4.4	3.7	1.9	3.2	5.2
Avg. Stride Freq. [Hz]	2.2	2.4	2.5	2.5	2.5	2.4
Avg. Stride Length [m]	5.4	7.5	7.0	6.9	6.8	6.5



- [] Ranking at each section and finish
- .-.- No data available at this section
- NA No data available



Horse/Jockey Name	Gaelic Thunder
Final Rank	13
Fastest Section Time (Section)	0:08.41 (Overall)
Top Speed [km/h] (Section)	64.3 (1000m)
Race State	Finished



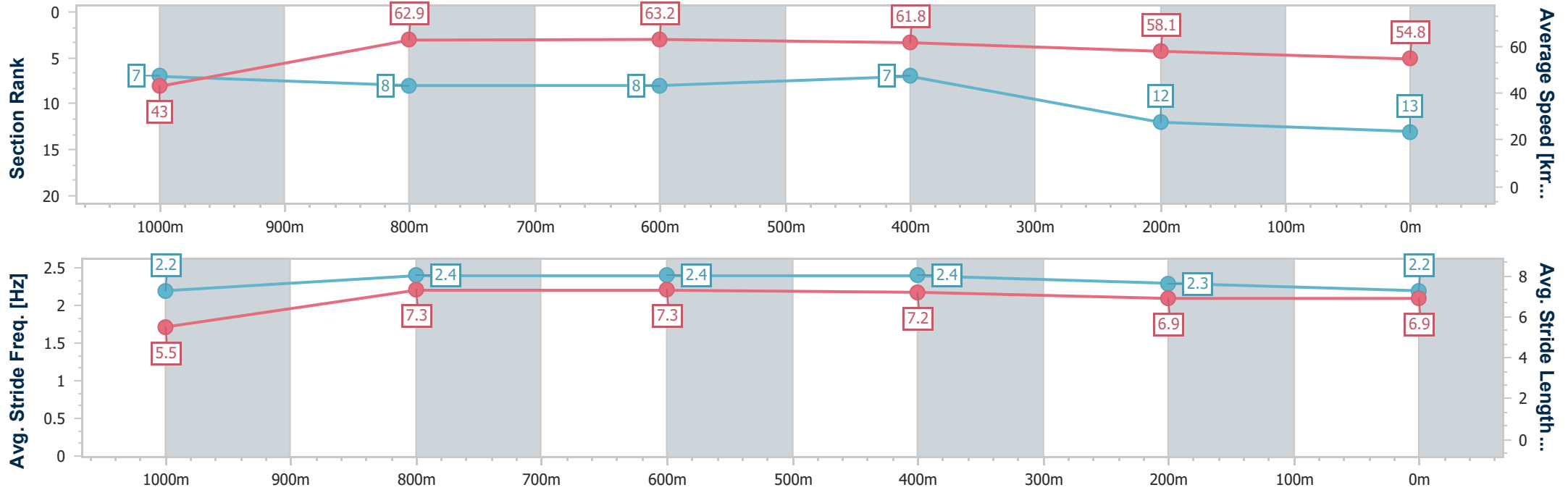
Toowoomba QLD Professional
 Race 3: EASTCOAST CONCRETE CONTRACTORS RATINGS
 BAND 0 - 58 Handicap - 1100m



23 November 2024 - 17:04

Track Rating: Soft 5, Weather: Fine, Rail Position: +1m Entire

Section	Overall	1000m	800m	600m	400m	200m
Section Times	1:08.46 [13] (0:08.41)	1:00.05 [7] (0:11.47)	0:48.58 [8] (0:11.47)	0:37.11 [8] (0:11.59)	0:25.52 [7] (0:12.39)	0:13.13 [12] (0:13.13)
Average Speed [km/h]	43.0	62.9	63.2	61.8	58.1	54.8
Top Speed [km/h]	59.7	64.3	63.9	63.5	60.4	56.8
Avg. Dist. to Rail [m]	2.9	1.2	1.3	0.5	0.4	1.6
Avg. Stride Freq. [Hz]	2.2	2.4	2.4	2.4	2.3	2.2
Avg. Stride Length [m]	5.5	7.3	7.3	7.2	6.9	6.9



- [] Ranking at each section and finish
- .-.- No data available at this section
- NA No data available



Horse/Jockey Name	Steller Eagle
Final Rank	14
Fastest Section Time (Section)	0:08.81 (Overall)
Top Speed [km/h] (Section)	65.2 (800m)
Race State	Finished



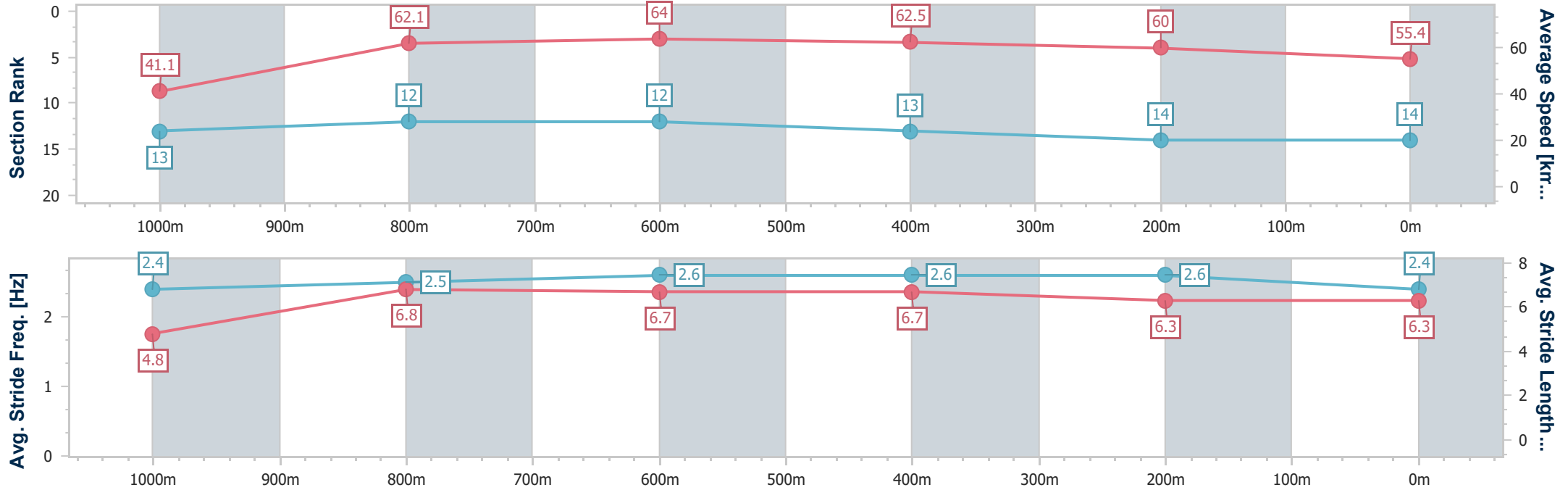
Toowoomba QLD Professional
 Race 3: EASTCOAST CONCRETE CONTRACTORS RATINGS
 BAND 0 - 58 Handicap - 1100m



23 November 2024 - 17:04

Track Rating: Soft 5, Weather: Fine, Rail Position: +1m Entire

Section	Overall	1000m	800m	600m	400m	200m
Section Times	1:08.84 [14] (0:08.81)	1:00.03 [13] (0:11.52)	0:48.51 [12] (0:11.34)	0:37.17 [12] (0:11.79)	0:25.38 [13] (0:12.34)	0:13.04 [14] (0:13.04)
Average Speed [km/h]	41.1	62.1	64.0	62.5	60.0	55.4
Top Speed [km/h]	61.7	64.2	65.2	64.2	61.9	57.5
Avg. Dist. to Rail [m]	13.7	2.8	2.6	4.2	8.5	5.6
Avg. Stride Freq. [Hz]	2.4	2.5	2.6	2.6	2.6	2.4
Avg. Stride Length [m]	4.8	6.8	6.7	6.7	6.3	6.3



- [] Ranking at each section and finish
- .-.- No data available at this section
- NA No data available