



# Toowoomba QLD Professional

## Race 4: AUSTMIX AUSTRALIA BENCHMARK 58 Handicap - 1625m

23 November 2024 - 17:38



Track Rating: Soft 5, Weather: Fine, Rail Position: +1m Entire

| Section     |                      |                                      |                      |                      |                      |                           |                           |                           |                           |                           |                           |                           |         |                        |
|-------------|----------------------|--------------------------------------|----------------------|----------------------|----------------------|---------------------------|---------------------------|---------------------------|---------------------------|---------------------------|---------------------------|---------------------------|---------|------------------------|
| Field Times | Overall              | 1400m                                | 1200m                | 1000m                | 800m                 | 600m                      | 400m                      | Last 600m                 |                           |                           |                           |                           |         |                        |
|             | 1:41.24<br>(0:15.22) | 1:26.02<br>(0:10.94)                 | 1:15.08<br>(0:12.06) | 1:03.02<br>(0:12.72) | 0:50.30<br>(0:12.75) | 0:37.55<br>(0:12.61)      | 0:24.94<br>(0:12.38)      | 0:37.55                   |                           |                           |                           |                           |         |                        |
| Rank        | TAB                  | Horse/Jockey                         | Barrier              | Top Speed [km/h]     | Fastest Section      |                           |                           |                           |                           |                           |                           |                           |         | Distance Travelled [m] |
| 1           | 1                    | MARTEDI<br>Nozi Tomizawa             | 2                    | 66.5<br>Overall      | 0:11.30<br>1400m     | 1:41.24 [1]<br>(0:15.65)  | 1:25.59 [4]<br>(0:11.30)  | 1:14.29 [5]<br>(0:11.96)  | 1:02.33 [5]<br>(0:12.61)  | 0:49.72 [5]<br>(0:12.53)  | 0:37.19 [5]<br>(0:12.30)  | 0:24.89 [3]<br>(0:12.33)  | 0:37.19 |                        |
| 2           | 9                    | ROMANTIC THOUGHTS<br>Michael Murphy  | 1                    | 66.7<br>1400m        | 0:11.48<br>1400m     | 1:41.36 [2]<br>(0:15.55)  | 1:25.81 [3]<br>(0:11.48)  | 1:14.33 [6]<br>(0:11.94)  | 1:02.39 [6]<br>(0:12.73)  | 0:49.66 [6]<br>(0:12.58)  | 0:37.08 [6]<br>(0:12.41)  | 0:24.67 [6]<br>(0:12.30)  | 0:37.08 | -1                     |
| 3           | 11                   | LYNCHED<br>Karl Zechner              | 7                    | 64.9<br>1400m        | 0:11.63<br>1400m     | 1:41.49 [3]<br>(0:15.98)  | 1:25.51 [10]<br>(0:11.63) | 1:13.88 [10]<br>(0:11.92) | 1:01.96 [10]<br>(0:12.69) | 0:49.27 [10]<br>(0:12.54) | 0:36.73 [10]<br>(0:12.35) | 0:24.38 [10]<br>(0:12.36) | 0:36.73 | -4                     |
| 4           | 3                    | DEL CAMPO<br>Kenji Yoshida           | 4                    | 68.0<br>1400m        | 0:11.22<br>1400m     | 1:41.67 [4]<br>(0:15.66)  | 1:26.01 [5]<br>(0:11.22)  | 1:14.79 [4]<br>(0:11.89)  | 1:02.90 [4]<br>(0:12.67)  | 0:50.23 [4]<br>(0:12.60)  | 0:37.63 [4]<br>(0:12.53)  | 0:25.10 [4]<br>(0:12.43)  | 0:37.63 | -2                     |
| 5           | 10                   | UNIQUE ELLE<br>Montanna Savva        | 6                    | 68.3<br>Overall      | 0:11.33<br>1400m     | 1:41.73 [5]<br>(0:15.94)  | 1:25.79 [9]<br>(0:11.33)  | 1:14.46 [8]<br>(0:11.92)  | 1:02.54 [8]<br>(0:12.97)  | 0:49.57 [9]<br>(0:12.47)  | 0:37.10 [8]<br>(0:12.28)  | 0:24.82 [8]<br>(0:12.38)  | 0:37.10 | +2                     |
| 6           | 6                    | SAVVY BEE<br>Rob Thorburn            | 8                    | 69.3<br>1400m        | 0:11.38<br>1400m     | 1:41.74 [6]<br>(0:15.44)  | 1:26.30 [2]<br>(0:11.38)  | 1:14.92 [3]<br>(0:11.90)  | 1:03.02 [2]<br>(0:12.71)  | 0:50.31 [3]<br>(0:12.55)  | 0:37.76 [3]<br>(0:12.32)  | 0:25.44 [1]<br>(0:12.52)  | 0:37.76 | +3                     |
| 7           | 12                   | CONTESSA NILE<br>Georgina Cartwright | 11                   | 64.2<br>1400m        | 0:11.63<br>1400m     | 1:41.83 [7]<br>(0:16.06)  | 1:25.77 [11]<br>(0:11.63) | 1:14.14 [11]<br>(0:11.84) | 1:02.30 [11]<br>(0:12.87) | 0:49.43 [11]<br>(0:12.48) | 0:36.95 [11]<br>(0:12.30) | 0:24.65 [11]<br>(0:12.42) | 0:36.95 | +4                     |
| 8           | 2                    | MAC MONTY<br>Chelsea Baker           | 9                    | 66.1<br>Overall      | 0:11.52<br>1400m     | 1:41.89 [8]<br>(0:15.72)  | 1:26.17 [7]<br>(0:11.52)  | 1:14.65 [7]<br>(0:11.92)  | 1:02.73 [7]<br>(0:12.76)  | 0:49.97 [7]<br>(0:12.41)  | 0:37.56 [7]<br>(0:12.46)  | 0:25.10 [7]<br>(0:12.43)  | 0:37.56 | +8                     |
| 9           | 13                   | MY DAY<br>Damien Boutet              | 3                    | 64.9<br>Overall      | 0:11.50<br>1400m     | 1:42.31 [9]<br>(0:15.86)  | 1:26.45 [8]<br>(0:11.50)  | 1:14.95 [9]<br>(0:11.90)  | 1:03.05 [9]<br>(0:12.76)  | 0:50.29 [8]<br>(0:12.64)  | 0:37.65 [9]<br>(0:12.33)  | 0:25.32 [9]<br>(0:12.53)  | 0:37.65 | -8                     |
| 10          | 5                    | DUN WITH ROSES<br>Nathan Fazackerley | 5                    | 69.0<br>1400m        | 0:10.94<br>1400m     | 1:42.41 [10]<br>(0:15.22) | 1:27.19 [1]<br>(0:10.94)  | 1:16.25 [1]<br>(0:12.06)  | 1:04.19 [1]<br>(0:12.72)  | 0:51.47 [1]<br>(0:12.75)  | 0:38.72 [1]<br>(0:12.63)  | 0:26.09 [2]<br>(0:12.90)  | 0:38.72 | -5                     |

Scratched: Decarbonise (#7), Forum One (#8)

[ ] Ranking at each section and finish  
 -:-:- No data available at this section  
 NA No data available

SCN Saddle cloth number  
 DNF Did not finish  
 DNT Did not track



# Toowoomba QLD Professional

## Race 4: AUSTMIX AUSTRALIA BENCHMARK 58 Handicap - 1625m

23 November 2024 - 17:38



Track Rating: Soft 5, Weather: Fine, Rail Position: +1m Entire

| Section     | Overall              | 1400m                     | 1200m                | 1000m                | 800m                 | 600m                      | 400m                     | Last 600m                |                           |                          |                          |                          |         |    |
|-------------|----------------------|---------------------------|----------------------|----------------------|----------------------|---------------------------|--------------------------|--------------------------|---------------------------|--------------------------|--------------------------|--------------------------|---------|----|
| Field Times | 1:41.24<br>(0:15.22) | 1:26.02<br>(0:10.94)      | 1:15.08<br>(0:12.06) | 1:03.02<br>(0:12.72) | 0:50.30<br>(0:12.75) | 0:37.55<br>(0:12.61)      | 0:24.94<br>(0:12.38)     | 0:37.55                  |                           |                          |                          |                          |         |    |
| Rank        | TAB                  | Horse/Jockey              | Barrier              | Top Speed<br>[km/h]  | Fastest<br>Section   |                           |                          |                          | Distance<br>Travelled [m] |                          |                          |                          |         |    |
| 11          | 4                    | CALM BUCKLE<br>Les Tilley | 10                   | 68.2<br>1400m        | 0:11.12<br>1400m     | 1:43.34 [11]<br>(0:15.68) | 1:27.66 [6]<br>(0:11.12) | 1:16.54 [2]<br>(0:11.94) | 1:04.60 [3]<br>(0:12.64)  | 0:51.96 [2]<br>(0:12.57) | 0:39.39 [2]<br>(0:12.71) | 0:26.68 [5]<br>(0:12.92) | 0:39.39 | +7 |

Scratched: Decarbonise (#7), Forum One (#8)



# Toowoomba QLD Professional

## Race 4: AUSTMIX AUSTRALIA BENCHMARK 58 Handicap - 1625m

23 November 2024 - 17:38



Track Rating: Soft 5, Weather: Fine, Rail Position: +1m Entire

| Section     |     |                                             |         |                  |                  |                           | 200m      |  |                        | Last 600m |
|-------------|-----|---------------------------------------------|---------|------------------|------------------|---------------------------|-----------|--|------------------------|-----------|
| Field Times |     |                                             |         |                  |                  |                           | 0:12.56   |  |                        | 0:37.55   |
|             |     |                                             |         |                  |                  |                           | (0:12.56) |  |                        |           |
| Rank        | TAB | Horse/Jockey                                | Barrier | Top Speed [km/h] | Fastest Section  | Margin                    |           |  | Distance Travelled [m] |           |
| 1           | 1   | <b>MARTEDI</b><br>Nozi Tomizawa             | 2       | 66.5<br>Overall  | 0:11.30<br>1400m | 0:12.56 [1]<br>(0:12.56)  | 1:41.24   |  | 0:37.19                |           |
| 2           | 9   | <b>ROMANTIC THOUGHTS</b><br>Michael Murphy  | 1       | 66.7<br>1400m    | 0:11.48<br>1400m | 0:12.37 [3]<br>(0:12.37)  | 0.5L      |  | 0:37.08 -1             |           |
| 3           | 11  | <b>LYNCHED</b><br>Karl Zechner              | 7       | 64.9<br>1400m    | 0:11.63<br>1400m | 0:12.02 [8]<br>(0:12.02)  | 1.3L      |  | 0:36.73 -4             |           |
| 4           | 3   | <b>DEL CAMPO</b><br>Kenji Yoshida           | 4       | 68.0<br>1400m    | 0:11.22<br>1400m | 0:12.67 [4]<br>(0:12.67)  | 2.3L      |  | 0:37.63 -2             |           |
| 5           | 10  | <b>UNIQUE ELLE</b><br>Montanna Savva        | 6       | 68.3<br>Overall  | 0:11.33<br>1400m | 0:12.44 [7]<br>(0:12.44)  | 2.6L      |  | 0:37.10 +2             |           |
| 6           | 6   | <b>SAVVY BEE</b><br>Rob Thorburn            | 8       | 69.3<br>1400m    | 0:11.38<br>1400m | 0:12.92 [2]<br>(0:12.92)  | 2.7L      |  | 0:37.76 +3             |           |
| 7           | 12  | <b>CONTESSA NILE</b><br>Georgina Cartwright | 11      | 64.2<br>1400m    | 0:11.63<br>1400m | 0:12.23 [11]<br>(0:12.23) | 3.1L      |  | 0:36.95 +4             |           |
| 8           | 2   | <b>MAC MONTY</b><br>Chelsea Baker           | 9       | 66.1<br>Overall  | 0:11.52<br>1400m | 0:12.67 [6]<br>(0:12.67)  | 3.3L      |  | 0:37.56 +8             |           |
| 9           | 13  | <b>MY DAY</b><br>Damien Boutet              | 3       | 64.9<br>Overall  | 0:11.50<br>1400m | 0:12.79 [9]<br>(0:12.79)  | 5.6L      |  | 0:37.65 -8             |           |
| 10          | 5   | <b>DUN WITH ROSES</b><br>Nathan Fazackerley | 5       | 69.0<br>1400m    | 0:10.94<br>1400m | 0:13.19 [5]<br>(0:13.19)  | 6.1L      |  | 0:38.72 -5             |           |

Scratched: Decarbonise (#7), Forum One (#8)

[ ] Ranking at each section and finish  
 -:-:- No data available at this section  
 NA No data available

SCN Saddle cloth number  
 DNF Did not finish  
 DNT Did not track



# Toowoomba QLD Professional

## Race 4: AUSTMIX AUSTRALIA BENCHMARK 58 Handicap - 1625m

23 November 2024 - 17:38



Track Rating: Soft 5, Weather: Fine, Rail Position: +1m Entire

| Section     |     |              |         | 200m                 |                 |              |       | Last 600m |                        |    |
|-------------|-----|--------------|---------|----------------------|-----------------|--------------|-------|-----------|------------------------|----|
| Field Times |     |              |         | 0:12.56<br>(0:12.56) |                 |              |       | 0:37.55   |                        |    |
| Rank        | TAB | Horse/Jockey | Barrier | Top Speed [km/h]     | Fastest Section | Margin       |       |           | Distance Travelled [m] |    |
| 11          | 4   | CALM BUCKLE  | 10      | 68.2                 | 0:11.12         | 0:13.76 [10] | 11.4L |           | 0:39.39                | +7 |
|             |     | Les Tilley   |         | 1400m                | 1400m           | (0:13.76)    |       |           |                        |    |

Scratched: Decarbonise (#7), Forum One (#8)

[ ] Ranking at each section and finish  
 -:-:- No data available at this section  
 NA No data available

SCN Saddle cloth number  
 DNF Did not finish  
 DNT Did not track



|                                |                 |
|--------------------------------|-----------------|
| Horse/Jockey Name              | Martedi         |
| Final Rank                     | 1               |
| Fastest Section Time (Section) | 0:11.30 (1400m) |
| Top Speed [km/h] (Section)     | 66.5 (Overall)  |
| Race State                     | Finished        |



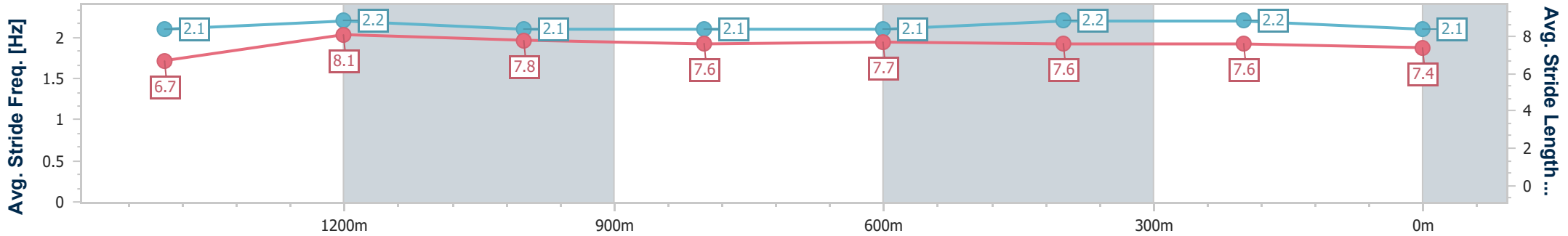
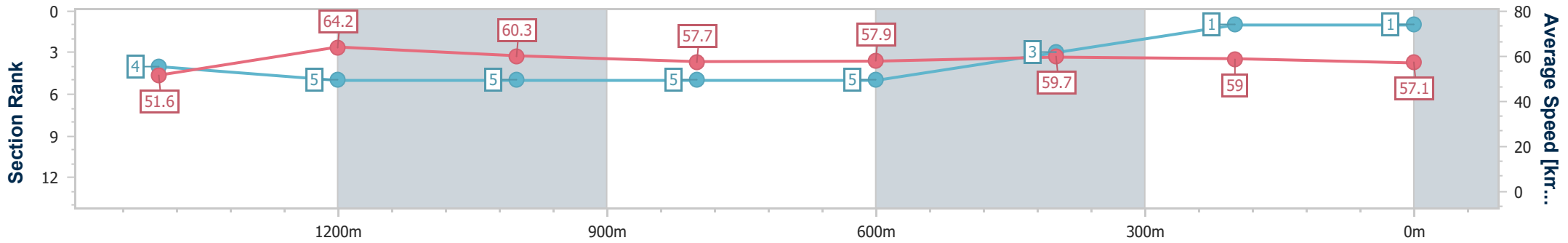
Toowoomba QLD Professional  
 Race 4: AUSTMIX AUSTRALIA BENCHMARK 58 Handicap - 1625m



23 November 2024 - 17:38

Track Rating: Soft 5, Weather: Fine, Rail Position: +1m Entire

| Section                | Overall                  | 1400m                    | 1200m                    | 1000m                    | 800m                     | 600m                     | 400m                     | 200m                     |
|------------------------|--------------------------|--------------------------|--------------------------|--------------------------|--------------------------|--------------------------|--------------------------|--------------------------|
| Section Times          | 1:41.24 [1]<br>(0:15.65) | 1:25.59 [4]<br>(0:11.30) | 1:14.29 [5]<br>(0:11.96) | 1:02.33 [5]<br>(0:12.61) | 0:49.72 [5]<br>(0:12.53) | 0:37.19 [5]<br>(0:12.30) | 0:24.89 [3]<br>(0:12.33) | 0:12.56 [1]<br>(0:12.56) |
| Average Speed [km/h]   | 51.6                     | 64.2                     | 60.3                     | 57.7                     | 57.9                     | 59.7                     | 59.0                     | 57.1                     |
| Top Speed [km/h]       | 66.5                     | 66.1                     | 62.1                     | 59.5                     | 59.9                     | 61.5                     | 59.9                     | 58.4                     |
| Avg. Dist. to Rail [m] | 1.6                      | 1.4                      | 2.7                      | 2.4                      | 3.4                      | 3.8                      | 2.6                      | 2.2                      |
| Avg. Stride Freq. [Hz] | 2.1                      | 2.2                      | 2.1                      | 2.1                      | 2.1                      | 2.2                      | 2.2                      | 2.1                      |
| Avg. Stride Length [m] | 6.7                      | 8.1                      | 7.8                      | 7.6                      | 7.7                      | 7.6                      | 7.6                      | 7.4                      |



- [ ] Ranking at each section and finish
- .-.- No data available at this section
- NA No data available



|                                |                   |
|--------------------------------|-------------------|
| Horse/Jockey Name              | Romantic Thoughts |
| Final Rank                     | 2                 |
| Fastest Section Time (Section) | 0:11.48 (1400m)   |
| Top Speed [km/h] (Section)     | 66.7 (1400m)      |
| Race State                     | Finished          |



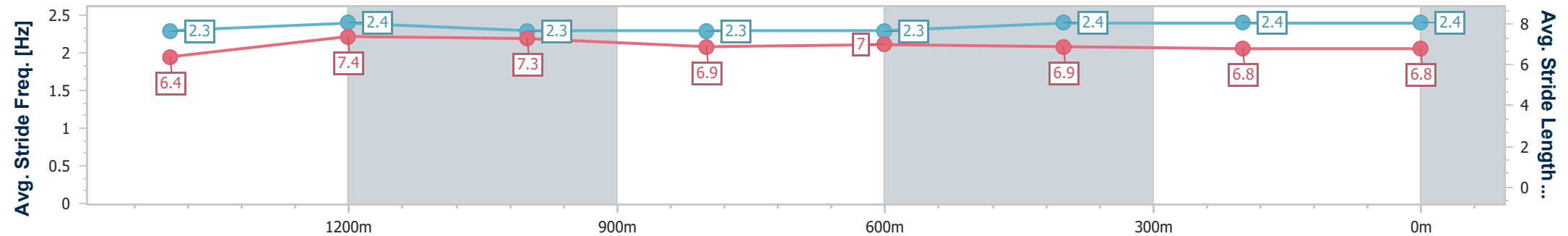
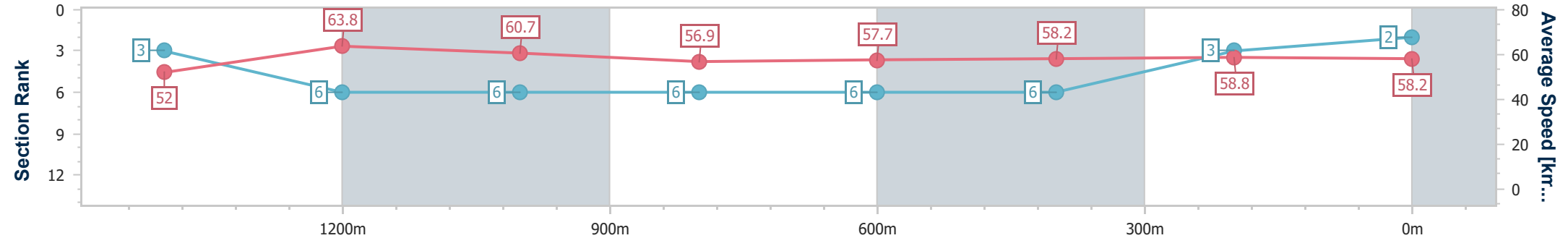
Toowoomba QLD Professional  
Race 4: AUSTMIX AUSTRALIA BENCHMARK 58 Handicap - 1625m



23 November 2024 - 17:38

Track Rating: Soft 5, Weather: Fine, Rail Position: +1m Entire

| Section                | Overall                  | 1400m                    | 1200m                    | 1000m                    | 800m                     | 600m                     | 400m                     | 200m                     |  |  |  |  |  |
|------------------------|--------------------------|--------------------------|--------------------------|--------------------------|--------------------------|--------------------------|--------------------------|--------------------------|--|--|--|--|--|
| Section Times          | 1:41.36 [2]<br>(0:15.55) | 1:25.81 [3]<br>(0:11.48) | 1:14.33 [6]<br>(0:11.94) | 1:02.39 [6]<br>(0:12.73) | 0:49.66 [6]<br>(0:12.58) | 0:37.08 [6]<br>(0:12.41) | 0:24.67 [6]<br>(0:12.30) | 0:12.37 [3]<br>(0:12.37) |  |  |  |  |  |
| Average Speed [km/h]   | 52.0                     | 63.8                     | 60.7                     | 56.9                     | 57.7                     | 58.2                     | 58.8                     | 58.2                     |  |  |  |  |  |
| Top Speed [km/h]       | 66.4                     | 66.7                     | 63.1                     | 58.6                     | 60.0                     | 59.4                     | 60.1                     | 59.8                     |  |  |  |  |  |
| Avg. Dist. to Rail [m] | 1.5                      | 2.6                      | 4.7                      | 3.3                      | 1.9                      | 0.9                      | 1.9                      | 3.0                      |  |  |  |  |  |
| Avg. Stride Freq. [Hz] | 2.3                      | 2.4                      | 2.3                      | 2.3                      | 2.3                      | 2.4                      | 2.4                      | 2.4                      |  |  |  |  |  |
| Avg. Stride Length [m] | 6.4                      | 7.4                      | 7.3                      | 6.9                      | 7.0                      | 6.9                      | 6.8                      | 6.8                      |  |  |  |  |  |



- [ ] Ranking at each section and finish
- .-.- No data available at this section
- NA No data available



|                                |                 |
|--------------------------------|-----------------|
| Horse/Jockey Name              | Lynched         |
| Final Rank                     | 3               |
| Fastest Section Time (Section) | 0:11.63 (1400m) |
| Top Speed [km/h] (Section)     | 64.9 (1400m)    |
| Race State                     | Finished        |



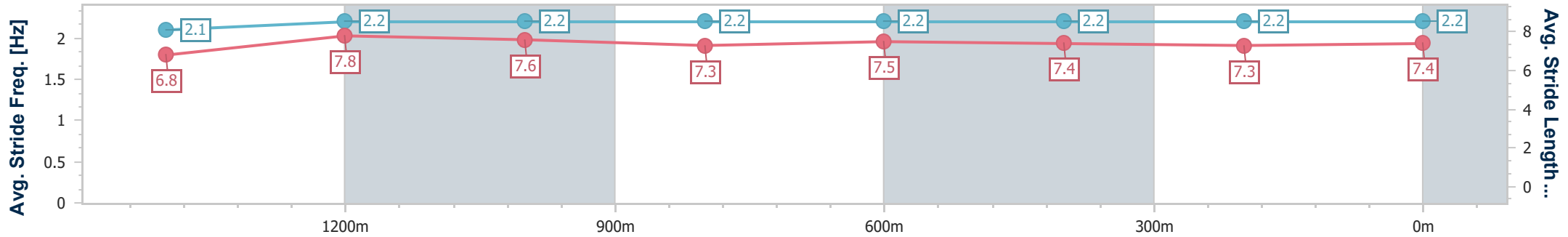
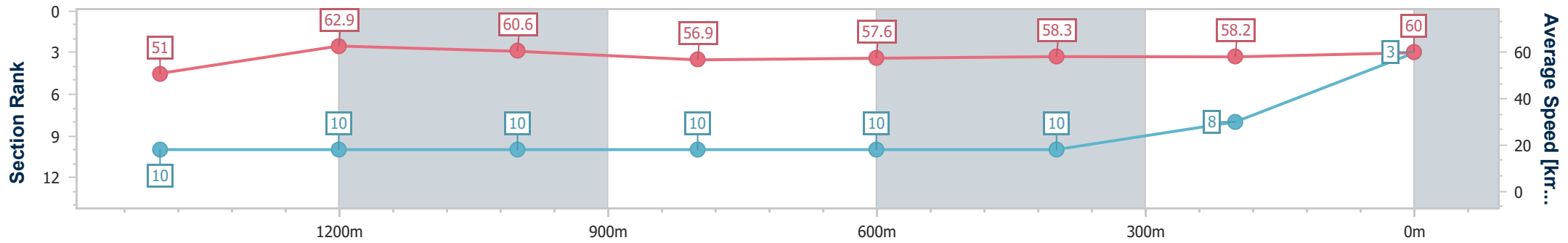
Toowoomba QLD Professional  
Race 4: AUSTMIX AUSTRALIA BENCHMARK 58 Handicap - 1625m



23 November 2024 - 17:38

Track Rating: Soft 5, Weather: Fine, Rail Position: +1m Entire

| Section                | Overall                  | 1400m                     | 1200m                     | 1000m                     | 800m                      | 600m                      | 400m                      | 200m                     |  |  |  |  |  |
|------------------------|--------------------------|---------------------------|---------------------------|---------------------------|---------------------------|---------------------------|---------------------------|--------------------------|--|--|--|--|--|
| Section Times          | 1:41.49 [3]<br>(0:15.98) | 1:25.51 [10]<br>(0:11.63) | 1:13.88 [10]<br>(0:11.92) | 1:01.96 [10]<br>(0:12.69) | 0:49.27 [10]<br>(0:12.54) | 0:36.73 [10]<br>(0:12.35) | 0:24.38 [10]<br>(0:12.36) | 0:12.02 [8]<br>(0:12.02) |  |  |  |  |  |
| Average Speed [km/h]   | 51.0                     | 62.9                      | 60.6                      | 56.9                      | 57.6                      | 58.3                      | 58.2                      | 60.0                     |  |  |  |  |  |
| Top Speed [km/h]       | 64.6                     | 64.9                      | 62.0                      | 59.3                      | 59.2                      | 59.7                      | 59.7                      | 63.3                     |  |  |  |  |  |
| Avg. Dist. to Rail [m] | 5.4                      | 2.5                       | 1.8                       | 0.6                       | 1.5                       | 0.4                       | 0.5                       | 1.1                      |  |  |  |  |  |
| Avg. Stride Freq. [Hz] | 2.1                      | 2.2                       | 2.2                       | 2.2                       | 2.2                       | 2.2                       | 2.2                       | 2.2                      |  |  |  |  |  |
| Avg. Stride Length [m] | 6.8                      | 7.8                       | 7.6                       | 7.3                       | 7.5                       | 7.4                       | 7.3                       | 7.4                      |  |  |  |  |  |



- [ ] Ranking at each section and finish
- .-.- No data available at this section
- NA No data available



|                                |                 |
|--------------------------------|-----------------|
| Horse/Jockey Name              | Del Campo       |
| Final Rank                     | 4               |
| Fastest Section Time (Section) | 0:11.22 (1400m) |
| Top Speed [km/h] (Section)     | 68.0 (1400m)    |
| Race State                     | Finished        |



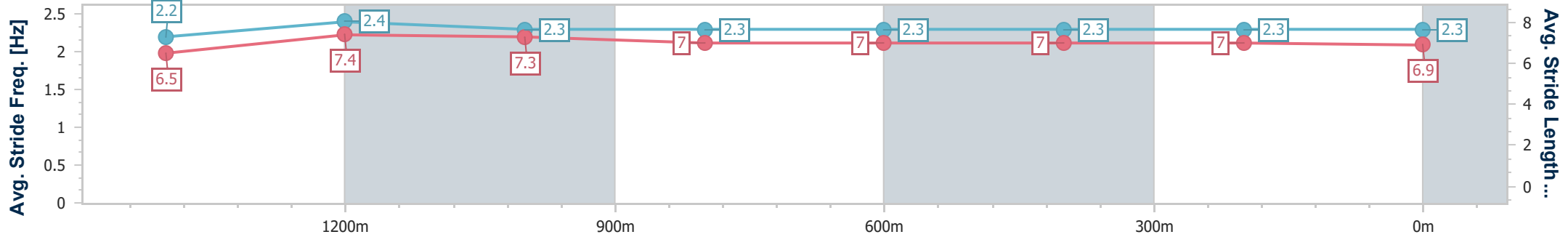
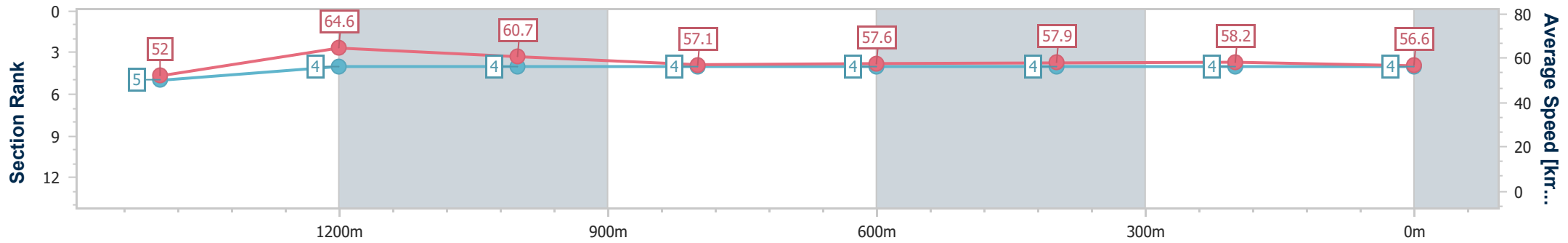
Toowoomba QLD Professional  
 Race 4: AUSTMIX AUSTRALIA BENCHMARK 58 Handicap - 1625m



23 November 2024 - 17:38

Track Rating: Soft 5, Weather: Fine, Rail Position: +1m Entire

| Section                | Overall                  | 1400m                    | 1200m                    | 1000m                    | 800m                     | 600m                     | 400m                     | 200m                     |
|------------------------|--------------------------|--------------------------|--------------------------|--------------------------|--------------------------|--------------------------|--------------------------|--------------------------|
| Section Times          | 1:41.67 [4]<br>(0:15.66) | 1:26.01 [5]<br>(0:11.22) | 1:14.79 [4]<br>(0:11.89) | 1:02.90 [4]<br>(0:12.67) | 0:50.23 [4]<br>(0:12.60) | 0:37.63 [4]<br>(0:12.53) | 0:25.10 [4]<br>(0:12.43) | 0:12.67 [4]<br>(0:12.67) |
| Average Speed [km/h]   | 52.0                     | 64.6                     | 60.7                     | 57.1                     | 57.6                     | 57.9                     | 58.2                     | 56.6                     |
| Top Speed [km/h]       | 67.4                     | 68.0                     | 62.8                     | 58.8                     | 59.5                     | 59.2                     | 59.9                     | 57.9                     |
| Avg. Dist. to Rail [m] | 4.7                      | 1.0                      | 1.6                      | 1.7                      | 1.8                      | 2.0                      | 1.3                      | 0.5                      |
| Avg. Stride Freq. [Hz] | 2.2                      | 2.4                      | 2.3                      | 2.3                      | 2.3                      | 2.3                      | 2.3                      | 2.3                      |
| Avg. Stride Length [m] | 6.5                      | 7.4                      | 7.3                      | 7.0                      | 7.0                      | 7.0                      | 7.0                      | 6.9                      |



- [ ] Ranking at each section and finish
- .-.- No data available at this section
- NA No data available





|                                |                 |
|--------------------------------|-----------------|
| Horse/Jockey Name              | Unique Elle     |
| Final Rank                     | 5               |
| Fastest Section Time (Section) | 0:11.33 (1400m) |
| Top Speed [km/h] (Section)     | 68.3 (Overall)  |
| Race State                     | Finished        |



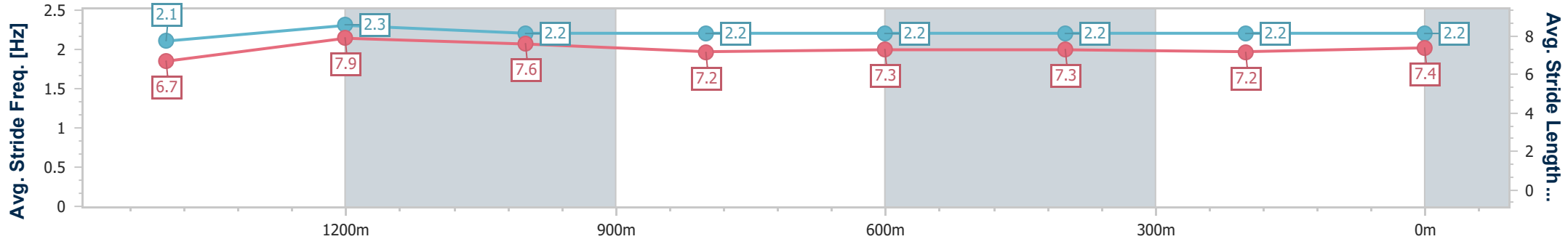
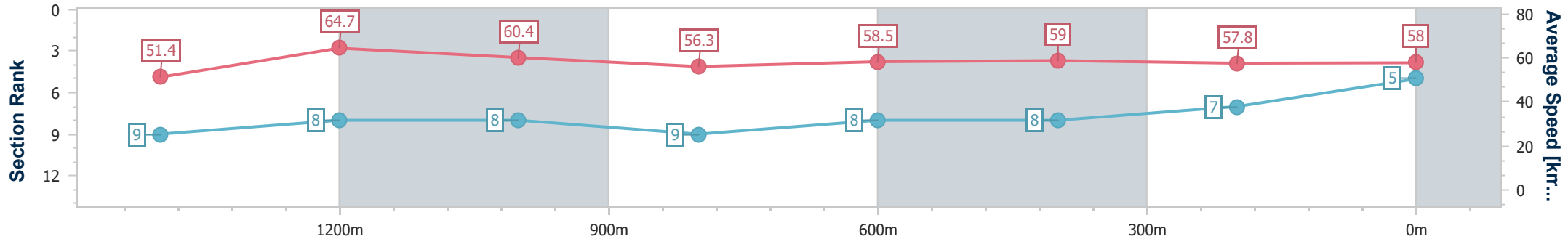
Toowoomba QLD Professional  
 Race 4: AUSTMIX AUSTRALIA BENCHMARK 58 Handicap - 1625m



23 November 2024 - 17:38

Track Rating: Soft 5, Weather: Fine, Rail Position: +1m Entire

| Section                | Overall                  | 1400m                    | 1200m                    | 1000m                    | 800m                     | 600m                     | 400m                     | 200m                     |
|------------------------|--------------------------|--------------------------|--------------------------|--------------------------|--------------------------|--------------------------|--------------------------|--------------------------|
| Section Times          | 1:41.73 [5]<br>(0:15.94) | 1:25.79 [9]<br>(0:11.33) | 1:14.46 [8]<br>(0:11.92) | 1:02.54 [8]<br>(0:12.97) | 0:49.57 [9]<br>(0:12.47) | 0:37.10 [8]<br>(0:12.28) | 0:24.82 [8]<br>(0:12.38) | 0:12.44 [7]<br>(0:12.44) |
| Average Speed [km/h]   | 51.4                     | 64.7                     | 60.4                     | 56.3                     | 58.5                     | 59.0                     | 57.8                     | 58.0                     |
| Top Speed [km/h]       | 68.3                     | 68.1                     | 62.7                     | 59.2                     | 59.9                     | 60.8                     | 58.9                     | 59.6                     |
| Avg. Dist. to Rail [m] | 7.2                      | 3.4                      | 4.3                      | 3.7                      | 2.5                      | 1.2                      | 0.5                      | 0.6                      |
| Avg. Stride Freq. [Hz] | 2.1                      | 2.3                      | 2.2                      | 2.2                      | 2.2                      | 2.2                      | 2.2                      | 2.2                      |
| Avg. Stride Length [m] | 6.7                      | 7.9                      | 7.6                      | 7.2                      | 7.3                      | 7.3                      | 7.2                      | 7.4                      |



- [ ] Ranking at each section and finish
- .-.- No data available at this section
- NA No data available



|                                |                 |
|--------------------------------|-----------------|
| Horse/Jockey Name              | Savvy Bee       |
| Final Rank                     | 6               |
| Fastest Section Time (Section) | 0:11.38 (1400m) |
| Top Speed [km/h] (Section)     | 69.3 (1400m)    |
| Race State                     | Finished        |



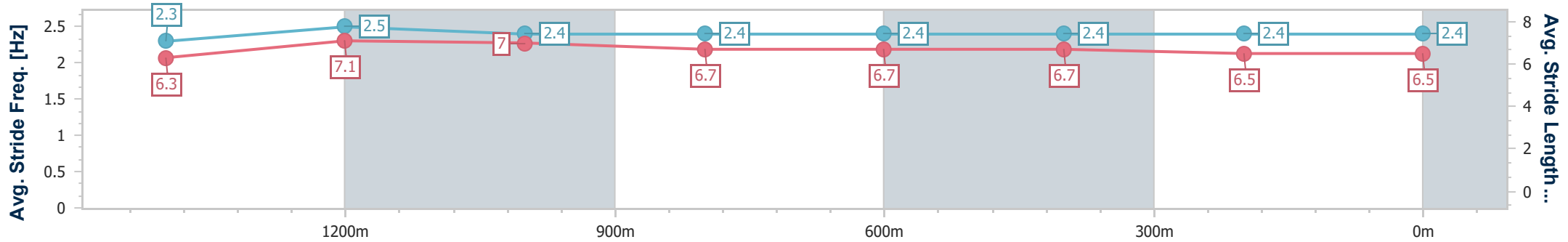
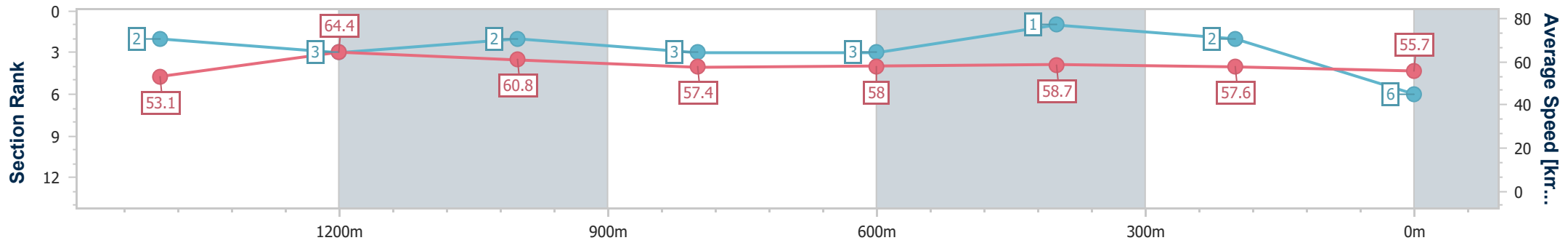
Toowoomba QLD Professional  
Race 4: AUSTMIX AUSTRALIA BENCHMARK 58 Handicap - 1625m



23 November 2024 - 17:38

Track Rating: Soft 5, Weather: Fine, Rail Position: +1m Entire

| Section                | Overall                  | 1400m                    | 1200m                    | 1000m                    | 800m                     | 600m                     | 400m                     | 200m                     |
|------------------------|--------------------------|--------------------------|--------------------------|--------------------------|--------------------------|--------------------------|--------------------------|--------------------------|
| Section Times          | 1:41.74 [6]<br>(0:15.44) | 1:26.30 [2]<br>(0:11.38) | 1:14.92 [3]<br>(0:11.90) | 1:03.02 [2]<br>(0:12.71) | 0:50.31 [3]<br>(0:12.55) | 0:37.76 [3]<br>(0:12.32) | 0:25.44 [1]<br>(0:12.52) | 0:12.92 [2]<br>(0:12.92) |
| Average Speed [km/h]   | 53.1                     | 64.4                     | 60.8                     | 57.4                     | 58.0                     | 58.7                     | 57.6                     | 55.7                     |
| Top Speed [km/h]       | 68.7                     | 69.3                     | 62.6                     | 58.8                     | 59.6                     | 59.8                     | 58.9                     | 57.2                     |
| Avg. Dist. to Rail [m] | 6.7                      | 3.7                      | 4.1                      | 3.9                      | 2.6                      | 1.0                      | 1.3                      | 0.6                      |
| Avg. Stride Freq. [Hz] | 2.3                      | 2.5                      | 2.4                      | 2.4                      | 2.4                      | 2.4                      | 2.4                      | 2.4                      |
| Avg. Stride Length [m] | 6.3                      | 7.1                      | 7.0                      | 6.7                      | 6.7                      | 6.7                      | 6.5                      | 6.5                      |



- [ ] Ranking at each section and finish
- .-.- No data available at this section
- NA No data available



|                                |                 |
|--------------------------------|-----------------|
| Horse/Jockey Name              | Contessa Nile   |
| Final Rank                     | 7               |
| Fastest Section Time (Section) | 0:11.63 (1400m) |
| Top Speed [km/h] (Section)     | 64.2 (1400m)    |
| Race State                     | Finished        |



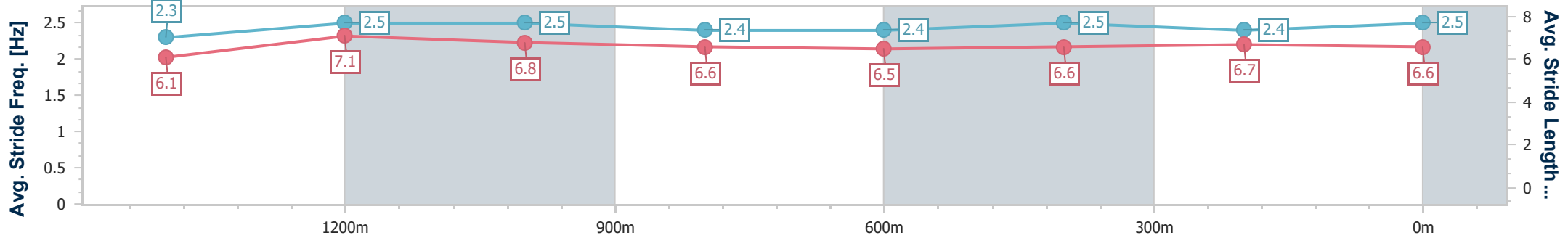
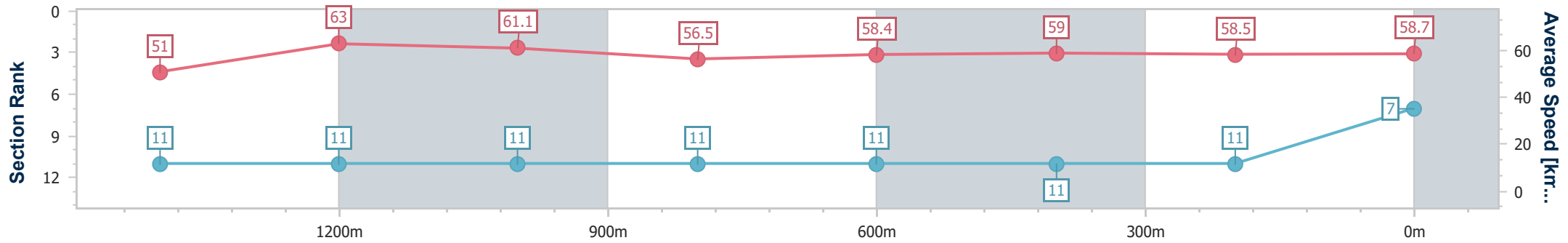
Toowoomba QLD Professional  
Race 4: AUSTMIX AUSTRALIA BENCHMARK 58 Handicap - 1625m



23 November 2024 - 17:38

Track Rating: Soft 5, Weather: Fine, Rail Position: +1m Entire

| Section                | Overall                  | 1400m                     | 1200m                     | 1000m                     | 800m                      | 600m                      | 400m                      | 200m                      |  |  |  |  |  |
|------------------------|--------------------------|---------------------------|---------------------------|---------------------------|---------------------------|---------------------------|---------------------------|---------------------------|--|--|--|--|--|
| Section Times          | 1:41.83 [7]<br>(0:16.06) | 1:25.77 [11]<br>(0:11.63) | 1:14.14 [11]<br>(0:11.84) | 1:02.30 [11]<br>(0:12.87) | 0:49.43 [11]<br>(0:12.48) | 0:36.95 [11]<br>(0:12.30) | 0:24.65 [11]<br>(0:12.42) | 0:12.23 [11]<br>(0:12.23) |  |  |  |  |  |
| Average Speed [km/h]   | 51.0                     | 63.0                      | 61.1                      | 56.5                      | 58.4                      | 59.0                      | 58.5                      | 58.7                      |  |  |  |  |  |
| Top Speed [km/h]       | 63.1                     | 64.2                      | 63.8                      | 58.5                      | 61.3                      | 61.0                      | 59.6                      | 59.5                      |  |  |  |  |  |
| Avg. Dist. to Rail [m] | 8.2                      | 2.6                       | 3.8                       | 3.2                       | 2.7                       | 2.1                       | 2.4                       | 3.7                       |  |  |  |  |  |
| Avg. Stride Freq. [Hz] | 2.3                      | 2.5                       | 2.5                       | 2.4                       | 2.4                       | 2.5                       | 2.4                       | 2.5                       |  |  |  |  |  |
| Avg. Stride Length [m] | 6.1                      | 7.1                       | 6.8                       | 6.6                       | 6.5                       | 6.6                       | 6.7                       | 6.6                       |  |  |  |  |  |



- [ ] Ranking at each section and finish
- .-.- No data available at this section
- NA No data available



|                                |                 |
|--------------------------------|-----------------|
| Horse/Jockey Name              | Mac Monty       |
| Final Rank                     | 8               |
| Fastest Section Time (Section) | 0:11.52 (1400m) |
| Top Speed [km/h] (Section)     | 66.1 (Overall)  |
| Race State                     | Finished        |



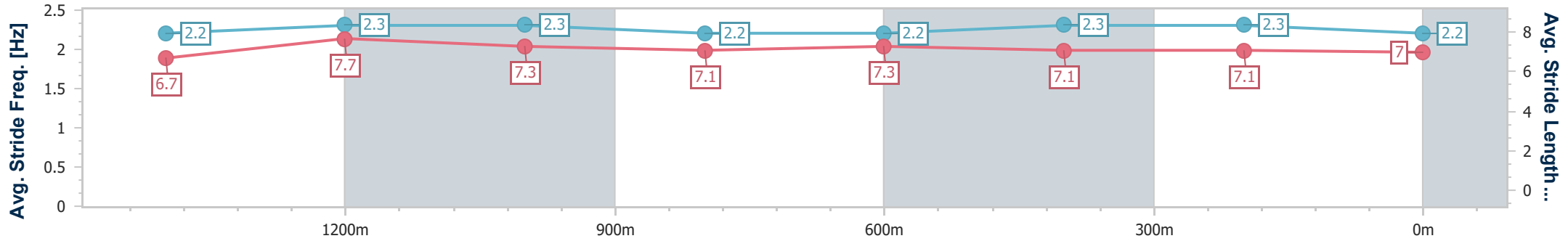
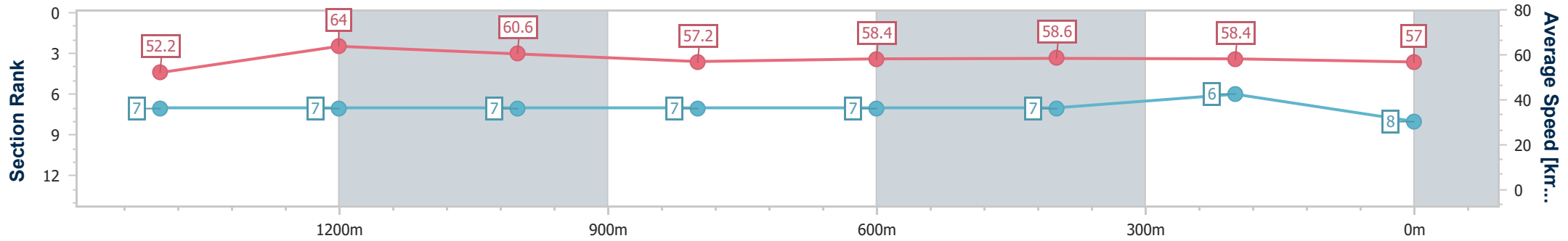
Toowoomba QLD Professional  
Race 4: AUSTMIX AUSTRALIA BENCHMARK 58 Handicap - 1625m



23 November 2024 - 17:38

Track Rating: Soft 5, Weather: Fine, Rail Position: +1m Entire

| Section                | Overall                  | 1400m                    | 1200m                    | 1000m                    | 800m                     | 600m                     | 400m                     | 200m                     |  |  |  |  |
|------------------------|--------------------------|--------------------------|--------------------------|--------------------------|--------------------------|--------------------------|--------------------------|--------------------------|--|--|--|--|
| Section Times          | 1:41.89 [8]<br>(0:15.72) | 1:26.17 [7]<br>(0:11.52) | 1:14.65 [7]<br>(0:11.92) | 1:02.73 [7]<br>(0:12.76) | 0:49.97 [7]<br>(0:12.41) | 0:37.56 [7]<br>(0:12.46) | 0:25.10 [7]<br>(0:12.43) | 0:12.67 [6]<br>(0:12.67) |  |  |  |  |
| Average Speed [km/h]   | 52.2                     | 64.0                     | 60.6                     | 57.2                     | 58.4                     | 58.6                     | 58.4                     | 57.0                     |  |  |  |  |
| Top Speed [km/h]       | 66.1                     | 65.5                     | 63.3                     | 58.7                     | 60.2                     | 59.8                     | 59.4                     | 58.2                     |  |  |  |  |
| Avg. Dist. to Rail [m] | 9.3                      | 4.4                      | 4.7                      | 3.6                      | 2.9                      | 2.7                      | 3.6                      | 5.2                      |  |  |  |  |
| Avg. Stride Freq. [Hz] | 2.2                      | 2.3                      | 2.3                      | 2.2                      | 2.2                      | 2.3                      | 2.3                      | 2.2                      |  |  |  |  |
| Avg. Stride Length [m] | 6.7                      | 7.7                      | 7.3                      | 7.1                      | 7.3                      | 7.1                      | 7.1                      | 7.0                      |  |  |  |  |



- [ ] Ranking at each section and finish
- .-.- No data available at this section
- NA No data available



|                                |                 |
|--------------------------------|-----------------|
| Horse/Jockey Name              | My Day          |
| Final Rank                     | 9               |
| Fastest Section Time (Section) | 0:11.50 (1400m) |
| Top Speed [km/h] (Section)     | 64.9 (Overall)  |
| Race State                     | Finished        |



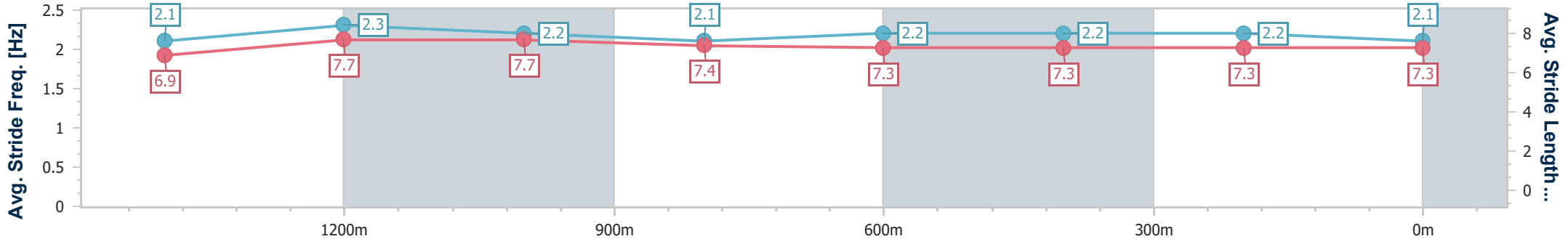
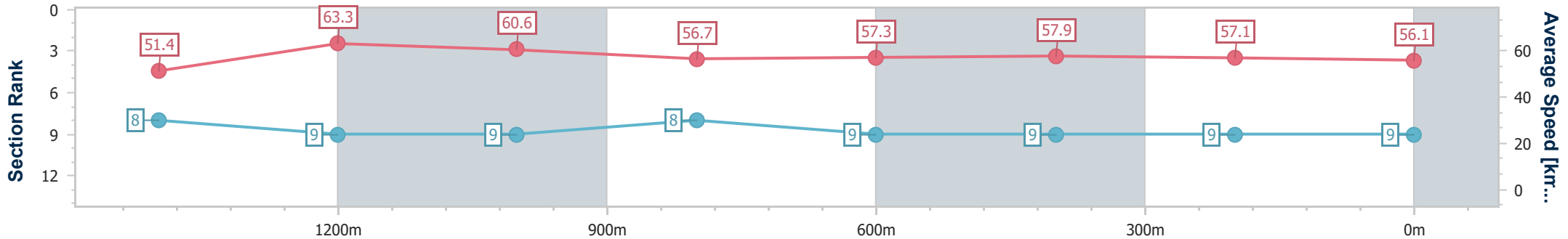
Toowoomba QLD Professional  
Race 4: AUSTMIX AUSTRALIA BENCHMARK 58 Handicap - 1625m



23 November 2024 - 17:38

Track Rating: Soft 5, Weather: Fine, Rail Position: +1m Entire

| Section                | Overall                  | 1400m                    | 1200m                    | 1000m                    | 800m                     | 600m                     | 400m                     | 200m                     |
|------------------------|--------------------------|--------------------------|--------------------------|--------------------------|--------------------------|--------------------------|--------------------------|--------------------------|
| Section Times          | 1:42.31 [9]<br>(0:15.86) | 1:26.45 [8]<br>(0:11.50) | 1:14.95 [9]<br>(0:11.90) | 1:03.05 [9]<br>(0:12.76) | 0:50.29 [8]<br>(0:12.64) | 0:37.65 [9]<br>(0:12.33) | 0:25.32 [9]<br>(0:12.53) | 0:12.79 [9]<br>(0:12.79) |
| Average Speed [km/h]   | 51.4                     | 63.3                     | 60.6                     | 56.7                     | 57.3                     | 57.9                     | 57.1                     | 56.1                     |
| Top Speed [km/h]       | 64.9                     | 64.4                     | 62.2                     | 59.1                     | 59.2                     | 59.4                     | 57.6                     | 57.6                     |
| Avg. Dist. to Rail [m] | 4.5                      | 1.8                      | 1.8                      | 1.1                      | 0.9                      | 1.1                      | 2.1                      | 0.7                      |
| Avg. Stride Freq. [Hz] | 2.1                      | 2.3                      | 2.2                      | 2.1                      | 2.2                      | 2.2                      | 2.2                      | 2.1                      |
| Avg. Stride Length [m] | 6.9                      | 7.7                      | 7.7                      | 7.4                      | 7.3                      | 7.3                      | 7.3                      | 7.3                      |



- [ ] Ranking at each section and finish
- .-.- No data available at this section
- NA No data available



|                                |                 |
|--------------------------------|-----------------|
| Horse/Jockey Name              | Dun With Roses  |
| Final Rank                     | 10              |
| Fastest Section Time (Section) | 0:10.94 (1400m) |
| Top Speed [km/h] (Section)     | 69.0 (1400m)    |
| Race State                     | Finished        |



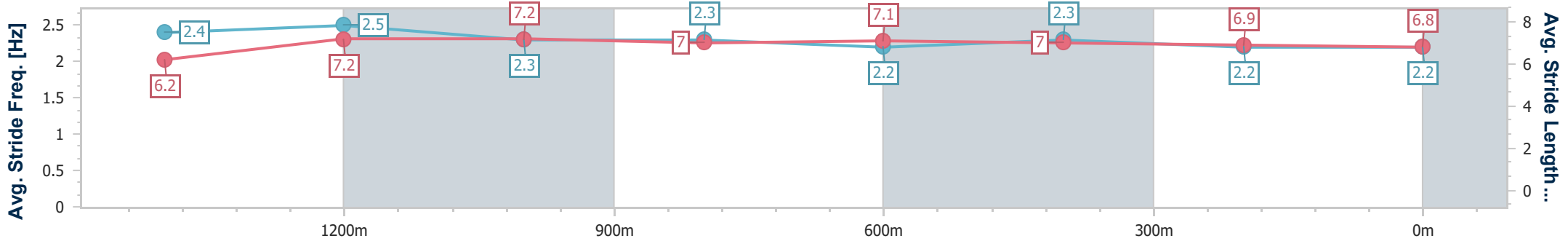
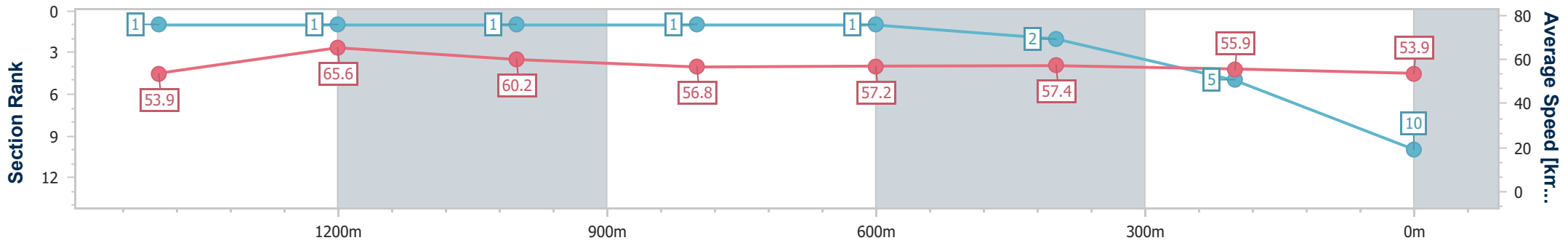
Toowoomba QLD Professional  
 Race 4: AUSTMIX AUSTRALIA BENCHMARK 58 Handicap - 1625m



23 November 2024 - 17:38

Track Rating: Soft 5, Weather: Fine, Rail Position: +1m Entire

| Section                | Overall                   | 1400m                    | 1200m                    | 1000m                    | 800m                     | 600m                     | 400m                     | 200m                     |
|------------------------|---------------------------|--------------------------|--------------------------|--------------------------|--------------------------|--------------------------|--------------------------|--------------------------|
| Section Times          | 1:42.41 [10]<br>(0:15.22) | 1:27.19 [1]<br>(0:10.94) | 1:16.25 [1]<br>(0:12.06) | 1:04.19 [1]<br>(0:12.72) | 0:51.47 [1]<br>(0:12.75) | 0:38.72 [1]<br>(0:12.63) | 0:26.09 [2]<br>(0:12.90) | 0:13.19 [5]<br>(0:13.19) |
| Average Speed [km/h]   | 53.9                      | 65.6                     | 60.2                     | 56.8                     | 57.2                     | 57.4                     | 55.9                     | 53.9                     |
| Top Speed [km/h]       | 65.1                      | 69.0                     | 67.2                     | 60.6                     | 57.7                     | 58.7                     | 57.9                     | 56.8                     |
| Avg. Dist. to Rail [m] | 5.4                       | 0.9                      | 1.2                      | 1.2                      | 0.5                      | 0.3                      | 0.8                      | 0.9                      |
| Avg. Stride Freq. [Hz] | 2.4                       | 2.5                      | 2.3                      | 2.3                      | 2.2                      | 2.3                      | 2.2                      | 2.2                      |
| Avg. Stride Length [m] | 6.2                       | 7.2                      | 7.2                      | 7.0                      | 7.1                      | 7.0                      | 6.9                      | 6.8                      |



- [ ] Ranking at each section and finish
- .-.- No data available at this section
- NA No data available



|                                |                 |
|--------------------------------|-----------------|
| Horse/Jockey Name              | Calm Buckle     |
| Final Rank                     | 11              |
| Fastest Section Time (Section) | 0:11.12 (1400m) |
| Top Speed [km/h] (Section)     | 68.2 (1400m)    |
| Race State                     | Finished        |



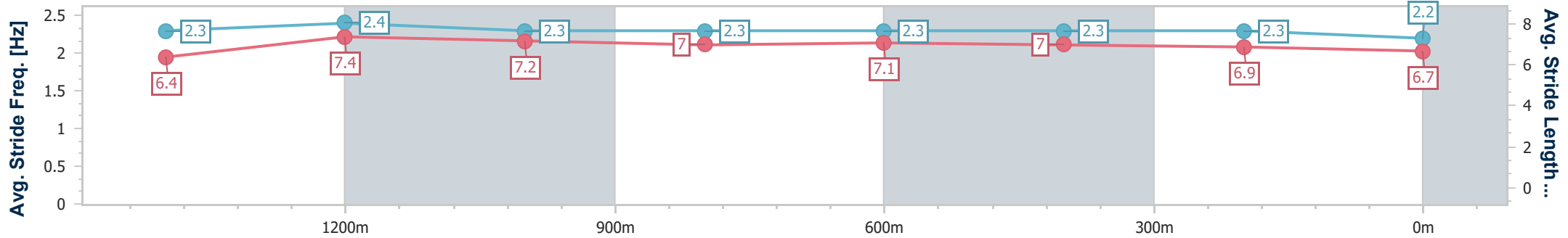
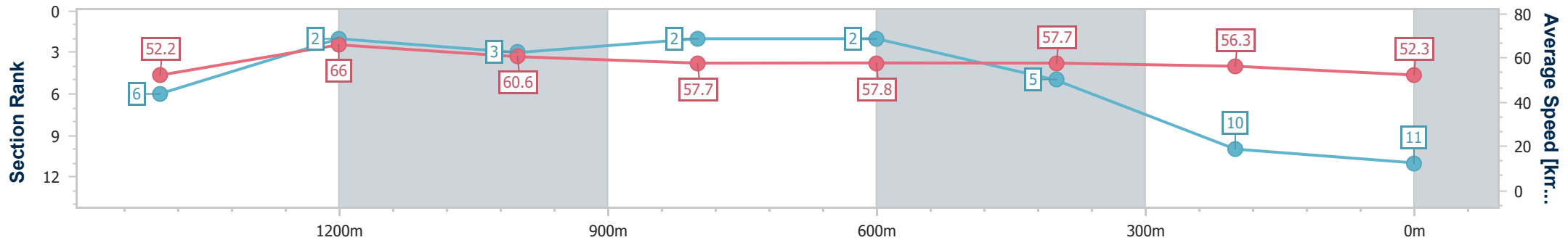
Toowoomba QLD Professional  
Race 4: AUSTMIX AUSTRALIA BENCHMARK 58 Handicap - 1625m



23 November 2024 - 17:38

Track Rating: Soft 5, Weather: Fine, Rail Position: +1m Entire

| Section                | Overall                   | 1400m                    | 1200m                    | 1000m                    | 800m                     | 600m                     | 400m                     | 200m                      |  |  |  |  |  |
|------------------------|---------------------------|--------------------------|--------------------------|--------------------------|--------------------------|--------------------------|--------------------------|---------------------------|--|--|--|--|--|
| Section Times          | 1:43.34 [11]<br>(0:15.68) | 1:27.66 [6]<br>(0:11.12) | 1:16.54 [2]<br>(0:11.94) | 1:04.60 [3]<br>(0:12.64) | 0:51.96 [2]<br>(0:12.57) | 0:39.39 [2]<br>(0:12.71) | 0:26.68 [5]<br>(0:12.92) | 0:13.76 [10]<br>(0:13.76) |  |  |  |  |  |
| Average Speed [km/h]   | 52.2                      | 66.0                     | 60.6                     | 57.7                     | 57.8                     | 57.7                     | 56.3                     | 52.3                      |  |  |  |  |  |
| Top Speed [km/h]       | 67.8                      | 68.2                     | 65.2                     | 58.4                     | 58.7                     | 58.3                     | 57.2                     | 55.7                      |  |  |  |  |  |
| Avg. Dist. to Rail [m] | 9.4                       | 3.5                      | 3.5                      | 3.5                      | 3.5                      | 3.1                      | 3.5                      | 1.6                       |  |  |  |  |  |
| Avg. Stride Freq. [Hz] | 2.3                       | 2.4                      | 2.3                      | 2.3                      | 2.3                      | 2.3                      | 2.3                      | 2.2                       |  |  |  |  |  |
| Avg. Stride Length [m] | 6.4                       | 7.4                      | 7.2                      | 7.0                      | 7.1                      | 7.0                      | 6.9                      | 6.7                       |  |  |  |  |  |



- [ ] Ranking at each section and finish
- .-.- No data available at this section
- NA No data available