



Toowoomba QLD Professional
Race 5: BUTLERS CONCRETE CONTRACTORS BENCHMARK 70
Handicap - 1300m
23 November 2024 - 18:12



Track Rating: Soft 5, Weather: Fine, Rail Position: +1m Entire

Section		Overall	1200m	1000m	800m	600m	400m	Last 600m				
Field Times		1:19.35 (0:08.48)	1:10.87 (0:11.18)	0:59.69 (0:11.73)	0:47.96 (0:12.04)	0:35.92 (0:11.95)	0:23.97 (0:12.03)	0:35.92				
Rank	TAB Horse/Jockey	Barrier	Top Speed [km/h]	Fastest Section								Distance Travelled [m]
1	9 BELLA BABE Nozi Tomizawa	5	65.2 1200m	0:08.90 Overall	1:19.35 [1] (0:08.90)	1:10.45 [6] (0:11.34)	0:59.11 [6] (0:11.75)	0:47.36 [6] (0:11.92)	0:35.44 [7] (0:11.98)	0:23.46 [6] (0:11.67)	0:35.44	
2	5 HARBOURMASTER Rob Thorburn	8	65.4 1200m	0:08.61 Overall	1:19.55 [2] (0:08.61)	1:10.94 [4] (0:11.28)	0:59.66 [3] (0:11.79)	0:47.87 [4] (0:11.97)	0:35.90 [3] (0:11.99)	0:23.91 [3] (0:11.87)	0:35.90	+1
3	6 REGAL EDITION Madeleine Wishart	3	63.7 1200m	0:08.55 Overall	1:19.65 [3] (0:08.55)	1:11.10 [3] (0:11.42)	0:59.68 [5] (0:11.81)	0:47.87 [5] (0:12.09)	0:35.78 [5] (0:12.01)	0:23.77 [5] (0:11.87)	0:35.78	-2
4	4 EXPECTANT Georgina Cartwright	7	64.7 1200m	0:09.28 Overall	1:19.68 [4] (0:09.28)	1:10.40 [9] (0:11.42)	0:58.98 [9] (0:11.65)	0:47.33 [9] (0:11.80)	0:35.53 [8] (0:11.92)	0:23.61 [8] (0:11.87)	0:35.53	-3
5	2 WHISKY DREAM Dylan Bennett	1	64.5 1200m	0:08.99 Overall	1:19.81 [5] (0:08.99)	1:10.82 [7] (0:11.39)	0:59.43 [7] (0:11.65)	0:47.78 [7] (0:11.87)	0:35.91 [6] (0:11.99)	0:23.92 [6] (0:11.81)	0:35.91	-6
6	7 CRACKER ESSGEE Anthony Allen	4	66.0 1200m	0:08.48 Overall	1:19.84 [6] (0:08.48)	1:11.36 [1] (0:11.18)	1:00.18 [1] (0:11.73)	0:48.45 [1] (0:12.04)	0:36.41 [1] (0:11.95)	0:24.46 [1] (0:12.03)	0:36.41	-5
7	1 MILL ROSSA Shania Willis	2	64.4 1200m	0:08.53 Overall	1:20.10 [7] (0:08.53)	1:11.57 [2] (0:11.40)	1:00.17 [4] (0:11.75)	0:48.42 [3] (0:12.00)	0:36.42 [4] (0:12.04)	0:24.38 [4] (0:12.10)	0:36.42	-4
8	8 HUSSON'S REVENGE Michael Murphy	10	66.4 1200m	0:08.71 Overall	1:20.26 [8] (0:08.71)	1:11.55 [5] (0:11.15)	1:00.40 [2] (0:11.71)	0:48.69 [2] (0:11.99)	0:36.70 [2] (0:12.01)	0:24.69 [2] (0:12.07)	0:36.70	-3
9	10 ZATTASTAR Karl Zechner	9	66.1 1200m	0:09.09 Overall	1:20.48 [9] (0:09.09)	1:11.39 [8] (0:11.34)	1:00.05 [8] (0:11.76)	0:48.29 [8] (0:12.03)	0:36.26 [9] (0:12.04)	0:24.22 [9] (0:12.11)	0:36.26	+4

Scratched: Wowit's Willywonka (#3)

[] Ranking at each section and finish
 -:-:- No data available at this section
 NA No data available

SCN Saddle cloth number
 DNF Did not finish
 DNT Did not track



Toowoomba QLD Professional
Race 5: BUTLERS CONCRETE CONTRACTORS BENCHMARK 70
Handicap - 1300m
23 November 2024 - 18:12



Track Rating: Soft 5, Weather: Fine, Rail Position: +1m Entire

Section				200m				Last 600m	
Field Times				0:11.94 (0:11.94)				0:35.92	
Rank	TAB	Horse/Jockey	Barrier	Top Speed [km/h]	Fastest Section	Margin			Distance Travelled [m]
1	9	BELLA BABE Nozi Tomizawa	5	65.2 1200m	0:08.90 Overall	0:11.79 [3] (0:11.79)	1:19.35		0:35.44
2	5	HARBOURMASTER Rob Thorburn	8	65.4 1200m	0:08.61 Overall	0:12.04 [2] (0:12.04)	1L		0:35.90 +1
3	6	REGAL EDITION Madeleine Wishart	3	63.7 1200m	0:08.55 Overall	0:11.90 [6] (0:11.90)	1.5L		0:35.78 -2
4	4	EXPECTANT Georgina Cartwright	7	64.7 1200m	0:09.28 Overall	0:11.74 [8] (0:11.74)	1.7L		0:35.53 -3
5	2	WHISKY DREAM Dylan Bennett	1	64.5 1200m	0:08.99 Overall	0:12.11 [5] (0:12.11)	2.5L		0:35.91 -6
6	7	CRACKER ESSGEE Anthony Allen	4	66.0 1200m	0:08.48 Overall	0:12.43 [1] (0:12.43)	2.7L		0:36.41 -5
7	1	MILL ROSSA Shania Willis	2	64.4 1200m	0:08.53 Overall	0:12.28 [7] (0:12.28)	4.2L		0:36.42 -4
8	8	HUSSON'S REVENGE Michael Murphy	10	66.4 1200m	0:08.71 Overall	0:12.62 [4] (0:12.62)	5L		0:36.70 -3
9	10	ZATTASTAR Karl Zechner	9	66.1 1200m	0:09.09 Overall	0:12.11 [9] (0:12.11)	6.3L		0:36.26 +4

Scratched: Wowit's Willywonka (#3)



Horse/Jockey Name	Bella Babe
Final Rank	1
Fastest Section Time (Section)	0:08.90 (Overall)
Top Speed [km/h] (Section)	65.2 (1200m)
Race State	Finished



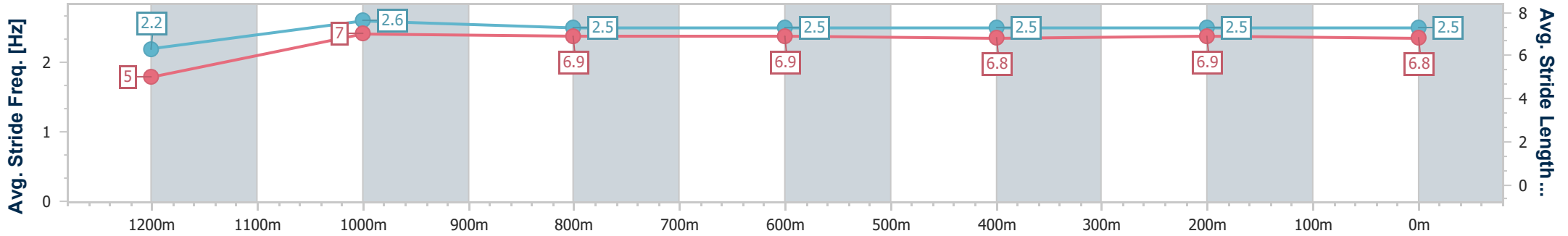
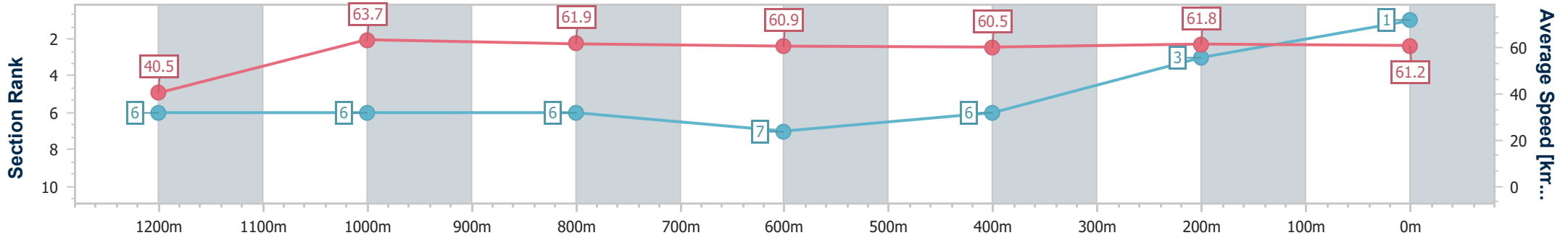
Toowoomba QLD Professional
 Race 5: BUTLERS CONCRETE CONTRACTORS BENCHMARK
 70 Handicap - 1300m



23 November 2024 - 18:12

Track Rating: Soft 5, Weather: Fine, Rail Position: +1m Entire

Section	Overall	1200m	1000m	800m	600m	400m	200m
Section Times	1:19.35 [1] (0:08.90)	1:10.45 [6] (0:11.34)	0:59.11 [6] (0:11.75)	0:47.36 [6] (0:11.92)	0:35.44 [7] (0:11.98)	0:23.46 [6] (0:11.67)	0:11.79 [3] (0:11.79)
Average Speed [km/h]	40.5	63.7	61.9	60.9	60.5	61.8	61.2
Top Speed [km/h]	59.5	65.2	63.2	62.4	61.5	62.9	62.4
Avg. Dist. to Rail [m]	7.1	3.4	3.2	2.4	1.1	1.4	3.8
Avg. Stride Freq. [Hz]	2.2	2.6	2.5	2.5	2.5	2.5	2.5
Avg. Stride Length [m]	5.0	7.0	6.9	6.9	6.8	6.9	6.8



- [] Ranking at each section and finish
- .-.- No data available at this section
- NA No data available



Horse/Jockey Name	Harbourmaster
Final Rank	2
Fastest Section Time (Section)	0:08.61 (Overall)
Top Speed [km/h] (Section)	65.4 (1200m)
Race State	Finished



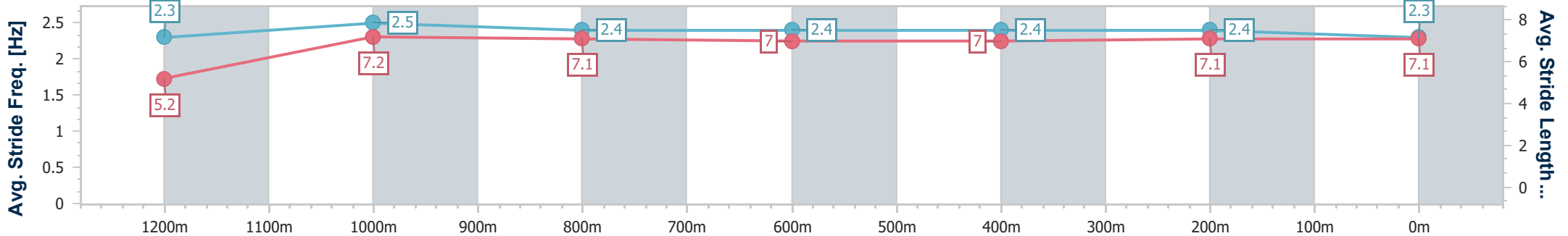
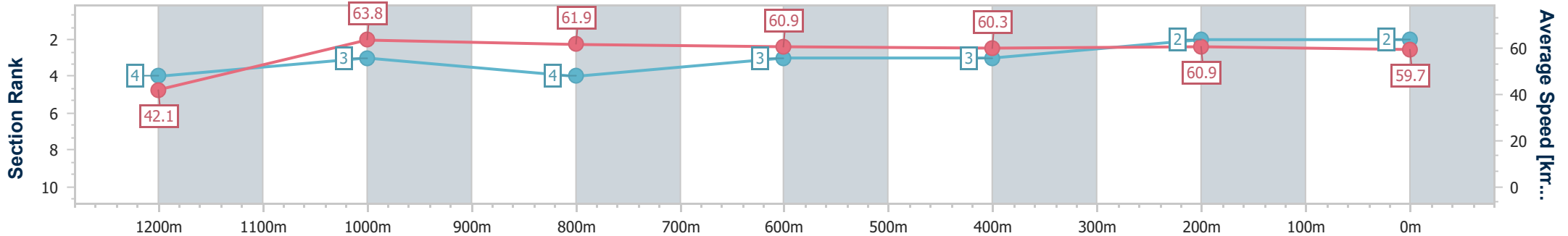
Toowoomba QLD Professional
 Race 5: BUTLERS CONCRETE CONTRACTORS BENCHMARK
 70 Handicap - 1300m



23 November 2024 - 18:12

Track Rating: Soft 5, Weather: Fine, Rail Position: +1m Entire

Section	Overall	1200m	1000m	800m	600m	400m	200m
Section Times	1:19.55 [2] (0:08.61)	1:10.94 [4] (0:11.28)	0:59.66 [3] (0:11.79)	0:47.87 [4] (0:11.97)	0:35.90 [3] (0:11.99)	0:23.91 [3] (0:11.87)	0:12.04 [2] (0:12.04)
Average Speed [km/h]	42.1	63.8	61.9	60.9	60.3	60.9	59.7
Top Speed [km/h]	62.1	65.4	63.0	61.8	61.3	61.6	60.6
Avg. Dist. to Rail [m]	10.1	4.7	4.1	2.6	1.3	1.1	2.1
Avg. Stride Freq. [Hz]	2.3	2.5	2.4	2.4	2.4	2.4	2.3
Avg. Stride Length [m]	5.2	7.2	7.1	7.0	7.0	7.1	7.1



- [] Ranking at each section and finish
- .-.- No data available at this section
- NA No data available



Horse/Jockey Name	Regal Edition
Final Rank	3
Fastest Section Time (Section)	0:08.55 (Overall)
Top Speed [km/h] (Section)	63.7 (1200m)
Race State	Finished



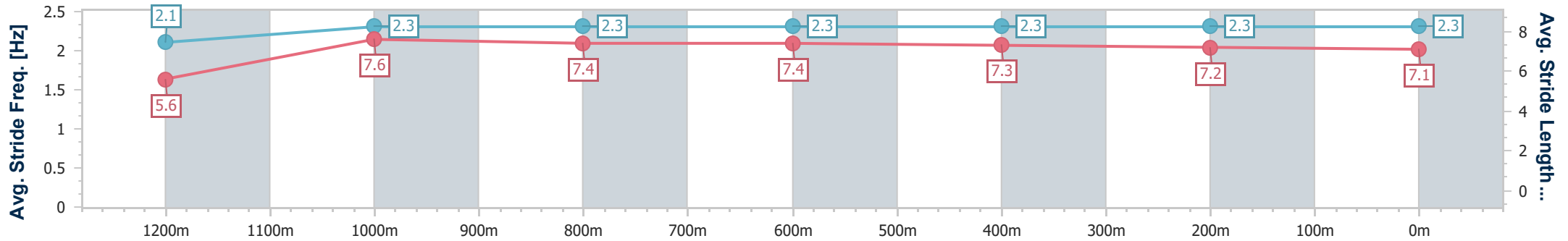
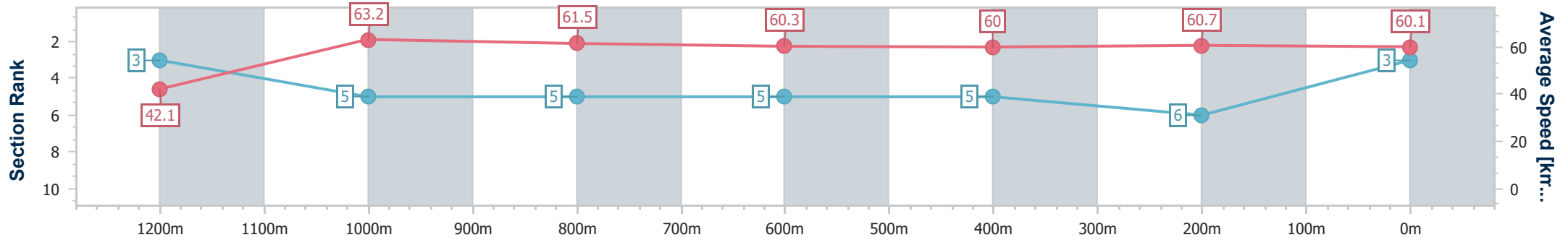
Toowoomba QLD Professional
Race 5: BUTLERS CONCRETE CONTRACTORS BENCHMARK
70 Handicap - 1300m



23 November 2024 - 18:12

Track Rating: Soft 5, Weather: Fine, Rail Position: +1m Entire

Section	Overall	1200m	1000m	800m	600m	400m	200m
Section Times	1:19.65 [3] (0:08.55)	1:11.10 [3] (0:11.42)	0:59.68 [5] (0:11.81)	0:47.87 [5] (0:12.09)	0:35.78 [5] (0:12.01)	0:23.77 [5] (0:11.87)	0:11.90 [6] (0:11.90)
Average Speed [km/h]	42.1	63.2	61.5	60.3	60.0	60.7	60.1
Top Speed [km/h]	63.4	63.7	62.9	61.2	60.9	61.8	61.5
Avg. Dist. to Rail [m]	5.7	3.2	3.2	2.6	1.2	0.8	2.2
Avg. Stride Freq. [Hz]	2.1	2.3	2.3	2.3	2.3	2.3	2.3
Avg. Stride Length [m]	5.6	7.6	7.4	7.4	7.3	7.2	7.1



- [] Ranking at each section and finish
- .-.- No data available at this section
- NA No data available



Horse/Jockey Name	Expectant
Final Rank	4
Fastest Section Time (Section)	0:09.28 (Overall)
Top Speed [km/h] (Section)	64.7 (1200m)
Race State	Finished



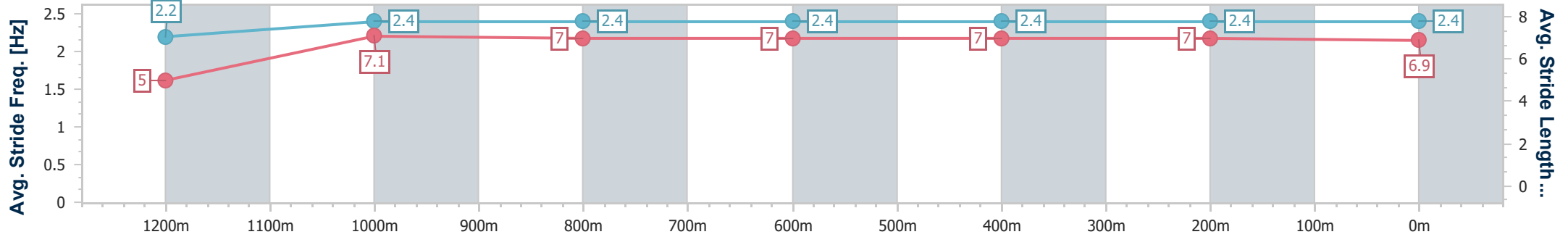
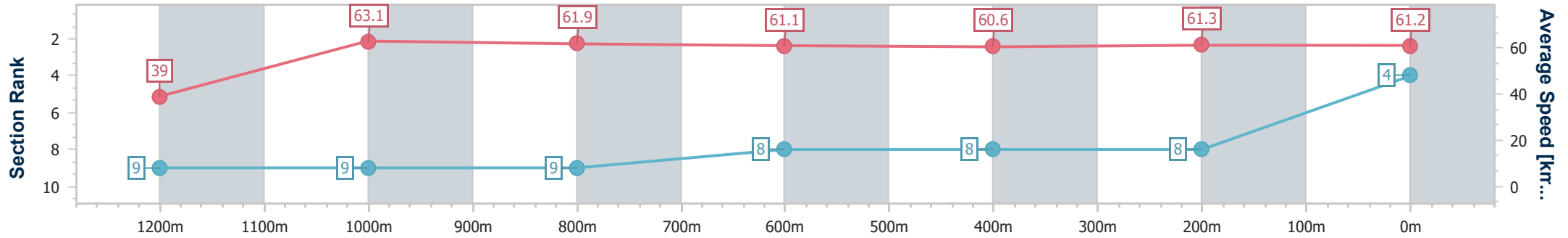
Toowoomba QLD Professional
 Race 5: BUTLERS CONCRETE CONTRACTORS BENCHMARK
 70 Handicap - 1300m



23 November 2024 - 18:12

Track Rating: Soft 5, Weather: Fine, Rail Position: +1m Entire

Section	Overall	1200m	1000m	800m	600m	400m	200m
Section Times	1:19.68 [4] (0:09.28)	1:10.40 [9] (0:11.42)	0:58.98 [9] (0:11.65)	0:47.33 [9] (0:11.80)	0:35.53 [8] (0:11.92)	0:23.61 [8] (0:11.87)	0:11.74 [8] (0:11.74)
Average Speed [km/h]	39.0	63.1	61.9	61.1	60.6	61.3	61.2
Top Speed [km/h]	60.7	64.7	63.3	62.2	61.5	62.2	62.2
Avg. Dist. to Rail [m]	7.1	2.6	1.5	0.4	0.7	2.8	4.9
Avg. Stride Freq. [Hz]	2.2	2.4	2.4	2.4	2.4	2.4	2.4
Avg. Stride Length [m]	5.0	7.1	7.0	7.0	7.0	7.0	6.9



- [] Ranking at each section and finish
- .-.- No data available at this section
- NA No data available



Horse/Jockey Name	Whisky Dream
Final Rank	5
Fastest Section Time (Section)	0:08.99 (Overall)
Top Speed [km/h] (Section)	64.5 (1200m)
Race State	Finished



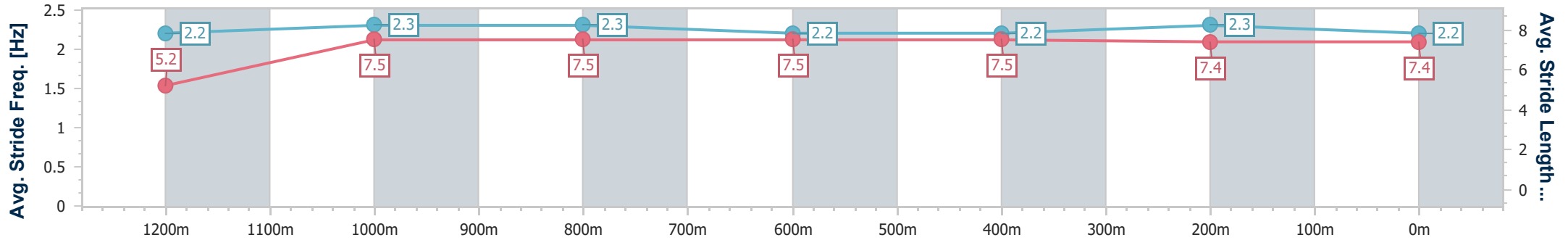
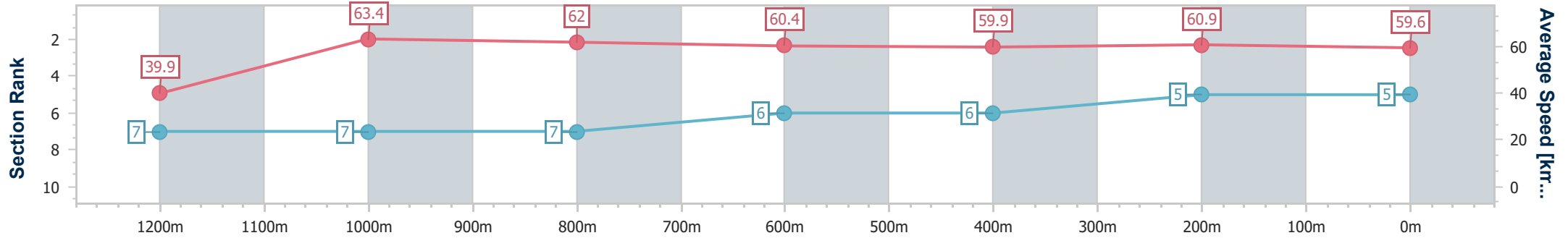
Toowoomba QLD Professional
 Race 5: BUTLERS CONCRETE CONTRACTORS BENCHMARK
 70 Handicap - 1300m



23 November 2024 - 18:12

Track Rating: Soft 5, Weather: Fine, Rail Position: +1m Entire

Section	Overall	1200m	1000m	800m	600m	400m	200m
Section Times	1:19.81 [5] (0:08.99)	1:10.82 [7] (0:11.39)	0:59.43 [7] (0:11.65)	0:47.78 [7] (0:11.87)	0:35.91 [6] (0:11.99)	0:23.92 [6] (0:11.81)	0:12.11 [5] (0:12.11)
Average Speed [km/h]	39.9	63.4	62.0	60.4	59.9	60.9	59.6
Top Speed [km/h]	60.7	64.5	63.5	61.1	60.5	61.9	61.3
Avg. Dist. to Rail [m]	4.1	2.2	1.1	0.4	0.6	0.6	0.8
Avg. Stride Freq. [Hz]	2.2	2.3	2.3	2.2	2.2	2.3	2.2
Avg. Stride Length [m]	5.2	7.5	7.5	7.5	7.5	7.4	7.4



- [] Ranking at each section and finish
- .-.- No data available at this section
- NA No data available



Horse/Jockey Name	Cracker Essgee
Final Rank	6
Fastest Section Time (Section)	0:08.48 (Overall)
Top Speed [km/h] (Section)	66.0 (1200m)
Race State	Finished



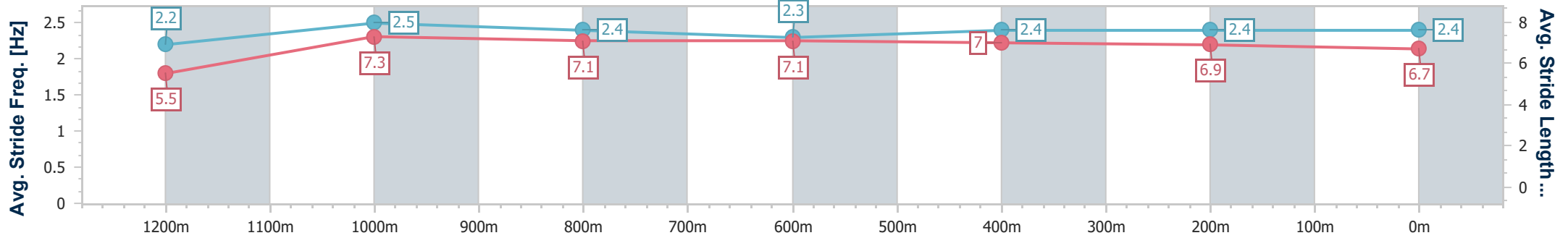
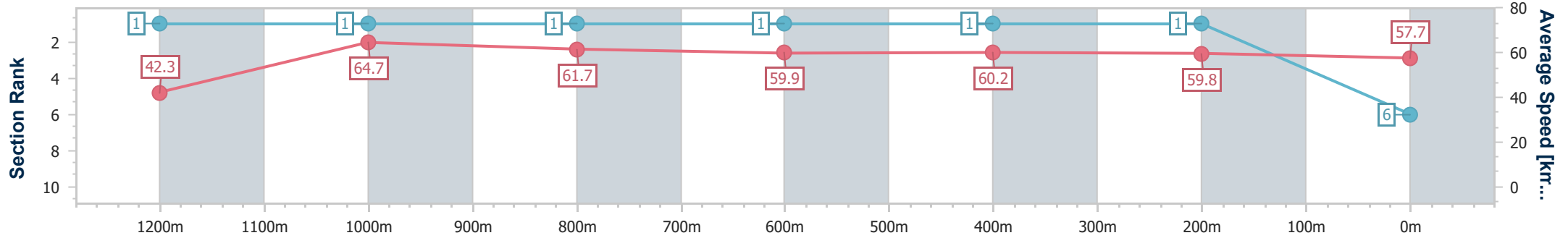
Toowoomba QLD Professional
 Race 5: BUTLERS CONCRETE CONTRACTORS BENCHMARK
 70 Handicap - 1300m



23 November 2024 - 18:12

Track Rating: Soft 5, Weather: Fine, Rail Position: +1m Entire

Section	Overall	1200m	1000m	800m	600m	400m	200m
Section Times	1:19.84 [6] (0:08.48)	1:11.36 [1] (0:11.18)	1:00.18 [1] (0:11.73)	0:48.45 [1] (0:12.04)	0:36.41 [1] (0:11.95)	0:24.46 [1] (0:12.03)	0:12.43 [1] (0:12.43)
Average Speed [km/h]	42.3	64.7	61.7	59.9	60.2	59.8	57.7
Top Speed [km/h]	63.3	66.0	64.2	61.4	61.5	61.5	59.6
Avg. Dist. to Rail [m]	6.5	3.1	2.1	0.8	0.3	0.4	0.8
Avg. Stride Freq. [Hz]	2.2	2.5	2.4	2.3	2.4	2.4	2.4
Avg. Stride Length [m]	5.5	7.3	7.1	7.1	7.0	6.9	6.7



- [] Ranking at each section and finish
- .-.- No data available at this section
- NA No data available



Horse/Jockey Name	Mill Rossa
Final Rank	7
Fastest Section Time (Section)	0:08.53 (Overall)
Top Speed [km/h] (Section)	64.4 (1200m)
Race State	Finished



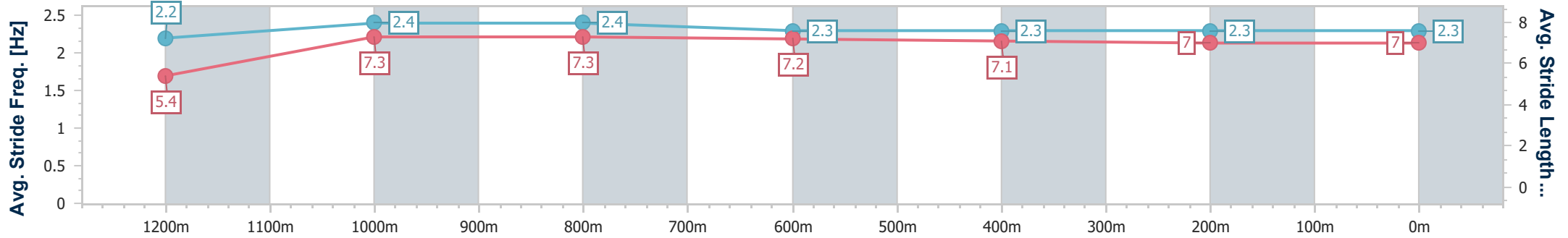
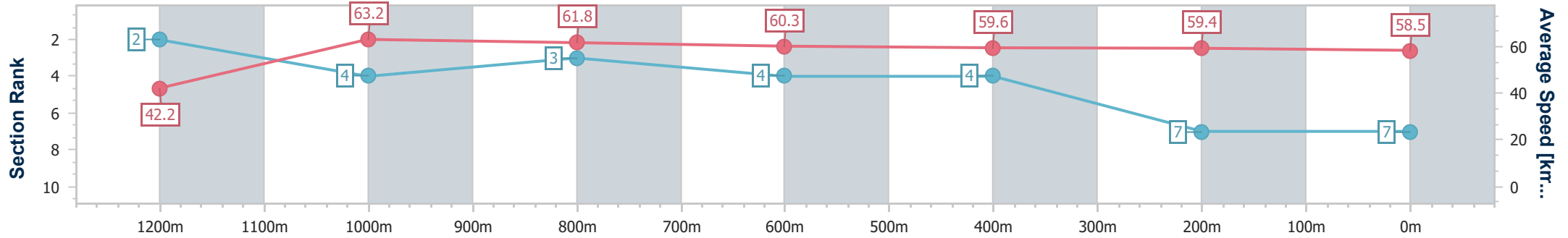
Toowoomba QLD Professional
 Race 5: BUTLERS CONCRETE CONTRACTORS BENCHMARK
 70 Handicap - 1300m



23 November 2024 - 18:12

Track Rating: Soft 5, Weather: Fine, Rail Position: +1m Entire

Section	Overall	1200m	1000m	800m	600m	400m	200m
Section Times	1:20.10 [7] (0:08.53)	1:11.57 [2] (0:11.40)	1:00.17 [4] (0:11.75)	0:48.42 [3] (0:12.00)	0:36.42 [4] (0:12.04)	0:24.38 [4] (0:12.10)	0:12.28 [7] (0:12.28)
Average Speed [km/h]	42.2	63.2	61.8	60.3	59.6	59.4	58.5
Top Speed [km/h]	61.9	64.4	63.2	61.5	60.4	60.0	59.2
Avg. Dist. to Rail [m]	4.9	2.6	2.3	1.0	0.4	0.8	0.7
Avg. Stride Freq. [Hz]	2.2	2.4	2.4	2.3	2.3	2.3	2.3
Avg. Stride Length [m]	5.4	7.3	7.3	7.2	7.1	7.0	7.0



- [] Ranking at each section and finish
- .-.- No data available at this section
- NA No data available



Horse/Jockey Name	Husson's Revenge
Final Rank	8
Fastest Section Time (Section)	0:08.71 (Overall)
Top Speed [km/h] (Section)	66.4 (1200m)
Race State	Finished



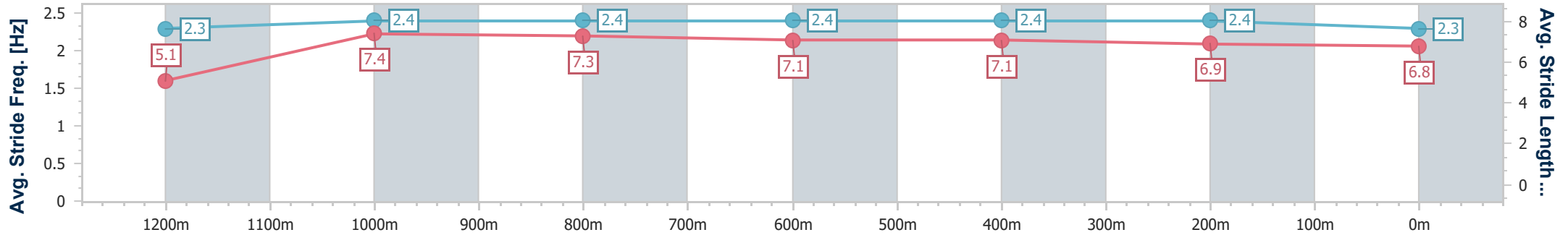
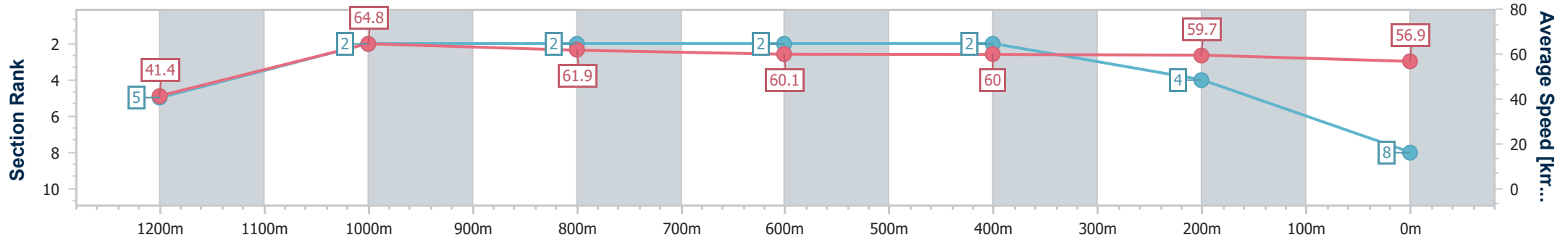
Toowoomba QLD Professional
 Race 5: BUTLERS CONCRETE CONTRACTORS BENCHMARK
 70 Handicap - 1300m



23 November 2024 - 18:12

Track Rating: Soft 5, Weather: Fine, Rail Position: +1m Entire

Section	Overall	1200m	1000m	800m	600m	400m	200m
Section Times	1:20.26 [8] (0:08.71)	1:11.55 [5] (0:11.15)	1:00.40 [2] (0:11.71)	0:48.69 [2] (0:11.99)	0:36.70 [2] (0:12.01)	0:24.69 [2] (0:12.07)	0:12.62 [4] (0:12.62)
Average Speed [km/h]	41.4	64.8	61.9	60.1	60.0	59.7	56.9
Top Speed [km/h]	64.3	66.4	63.6	61.2	61.0	60.9	59.4
Avg. Dist. to Rail [m]	9.3	3.4	2.2	1.1	0.6	0.7	1.9
Avg. Stride Freq. [Hz]	2.3	2.4	2.4	2.4	2.4	2.4	2.3
Avg. Stride Length [m]	5.1	7.4	7.3	7.1	7.1	6.9	6.8



- [] Ranking at each section and finish
- .-.- No data available at this section
- NA No data available



Horse/Jockey Name	Zattastar
Final Rank	9
Fastest Section Time (Section)	0:09.09 (Overall)
Top Speed [km/h] (Section)	66.1 (1200m)
Race State	Finished



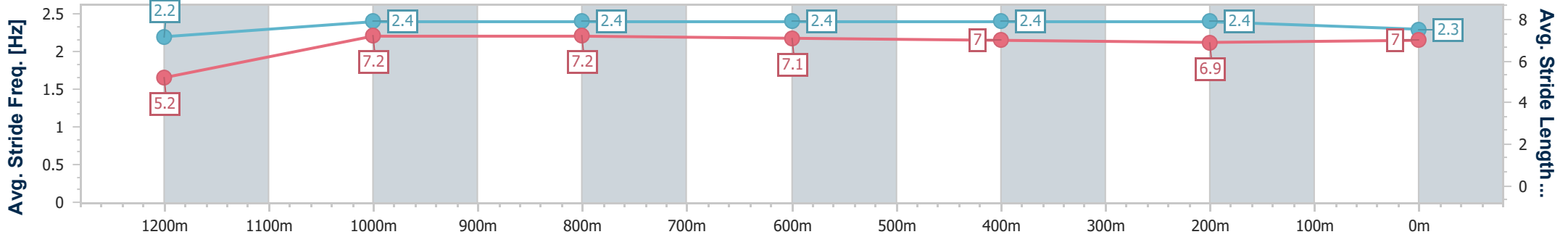
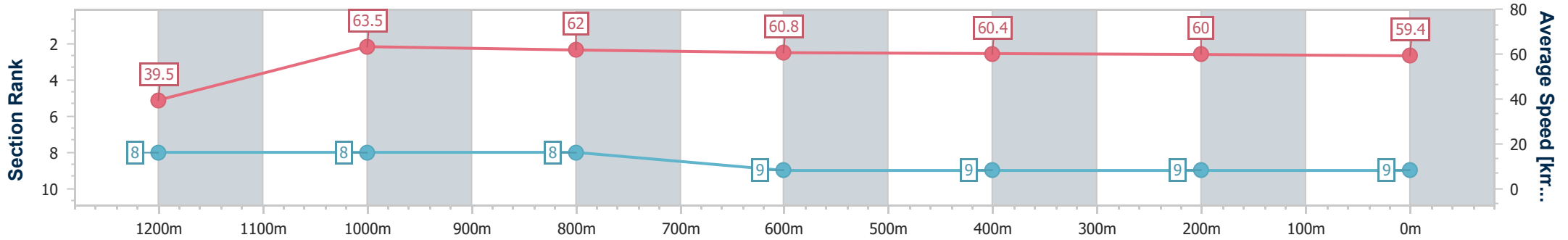
Toowoomba QLD Professional
Race 5: BUTLERS CONCRETE CONTRACTORS BENCHMARK
70 Handicap - 1300m



23 November 2024 - 18:12

Track Rating: Soft 5, Weather: Fine, Rail Position: +1m Entire

Section	Overall	1200m	1000m	800m	600m	400m	200m
Section Times	1:20.48 [9] (0:09.09)	1:11.39 [8] (0:11.34)	1:00.05 [8] (0:11.76)	0:48.29 [8] (0:12.03)	0:36.26 [9] (0:12.04)	0:24.22 [9] (0:12.11)	0:12.11 [9] (0:12.11)
Average Speed [km/h]	39.5	63.5	62.0	60.8	60.4	60.0	59.4
Top Speed [km/h]	58.6	66.1	64.1	61.5	61.4	60.8	60.6
Avg. Dist. to Rail [m]	9.4	2.5	3.2	3.7	2.5	3.2	3.0
Avg. Stride Freq. [Hz]	2.2	2.4	2.4	2.4	2.4	2.4	2.3
Avg. Stride Length [m]	5.2	7.2	7.2	7.1	7.0	6.9	7.0



- [] Ranking at each section and finish
- .-.- No data available at this section
- NA No data available